



ORIGINAL SERIES

WILDEN

A DOVER COMPANY



Ceramics



Chemical



Dry Powder



Mining



Oil & Gas



Paint & Inks



Plating & Finishing



Pulp & Paper



Sanitary



Semiconductor



Waste Treatment

Original™

SOLUTIONS

Since 1955 Wilden Pump & Engineering LLC, has been the global leader in air-operated double-diaphragm pumps (AODDP). Wilden is deeply committed to the pursuit of excellence, customer satisfaction, research & development and market knowledge. As a premier organization, Wilden has the infrastructure, knowledge base, and intellectual capital to exceed your expectations worldwide.

Our world-class distributor network ensures that you will have access to the latest pump technologies and fluid transfer services available. Wilden and its distributor network are devoted to your industries, applications and processes, servicing your needs with world-class products, delivery and best of class expertise. Put us to the test and contact your local distributor today at

www.wildendistributor.com

WILDEN, THE POWER BEHIND FLUID TRANSFER

ORIGINAL

S E R V I C E S

UL, ATEX, USP Class VI, FDA, CE

UNIQUE CHARACTERISTICS

- Air operated pumps (non electrical)
- Self priming
- Run-dry capable
- Anti-freezing technology
- Deadhead without damage
- Variable flow & pressure
- Intrinsically safe
- Lube-free operation
- On/Off reliability
- Large solids passage
- Ease of operation and maintenance

APPLICATIONS

- Solvents
- Acids
- Caustics
- High viscosity
- High pressure
- Large solids
- Abrasive media
- Hazardous & flammable liquids
- Clean-room fluids



Installation

VERSATILITY

SELF - PRIMING

Portable

High vacuum

Run-dry capable

No heat generation



POSITIVE SUCTION HEAD

Preferred installation for high viscosity applications

Flow through capability

Inlet pressure should be limited to 0.7 bar (10 psig) to maximize parts life




SUBMERGED

Air operated pumps (non electrical)

Submersible option required

Single-point exhaust options available

Multiple material options available for process fluid compatibility



APPLICATION FLEXIBILITY

Wilden's fluid transfer solutions provide you a wide range of application possibilities for your pre-process, process and post process needs. This application map is a sample representation of the wide range capabilities of Wilden products.

Put us to the test today! Contact your authorized Wilden distributor at www.wildendistributor.com



REFINERY

CHEMICAL PLANT

BIODIESEL

FARM

VINEYARD

WASTE PROCESSING

FOOD PROCESSING

BIOPHARMACEUTICAL

PAINT PLANT

MINING



Air Distribution SYSTEMS

The Pro-Flo X™ is the latest innovation to the AODD pump world. The Pro-Flo X™ air distribution system (ADS) is based on the patented Pro-Flo® ADS and offers operational flexibility never before seen. This flexibility comes from the patent pending Efficiency Management System (EMS™) which allows the user to optimize the Pro-Flo X™ ADS for any application demands or pump size.

Due to its ground-breaking design, the Pro-Flo X™ and EMS™ technology are simple and easy to use. The integrated control dial located at the top of the ADS allows users to easily select the flow rate that best suits the application. The results are higher performance, lower operational costs and performance flexibility that goes far beyond what was previously considered the industry standard.

The Pro-Flo X™ ADS makes previously restrictive rules for AODD pumps a reality. The Pro-Flo X™ ADS is dependable, energy efficient and excels in the harshest of conditions; put us to the test today.

THE RULES HAVE CHANGED!



MARKET POSITION

- Variable control
(Discharge flow rates & air consumption)
- Superior flow rate
- Superior anti-freezing
- Submersible options
- Lube-free operation
- ON/OFF reliability
- Most efficient (GPM/SCFM)
- ATEX models available

FEATURES

- Efficiency Management System (EMS™)
- Metal and plastic material options
- Non-stalling unbalanced spool
- Simple and durable design

APPLICATION TRAITS

- Maximize performance and efficiency
- Process applications
- Max. Mean Time Between Repair (MTBR)

AVAILABILITY

- 13 mm (1/2")
- 25 mm (1")
- 38 mm (1-1/2")
- 51 mm (2")
- 76 mm (3")
- 102 mm (4")



MARKET POSITION

- Anti-freezing
- ON/OFF reliability
- Longest-lasting wear parts
- Lube-free operation

APPLICATION TRAITS

- Maximum reliability
- Process applications
- Max. MTBR (Mean Time Between Repair)

FEATURES

- Plastic center block
- Non-stalling unbalanced spool
- Simple and durable design

AVAILABILITY

- 6 mm (1/4"), 13 mm (1/2"), 38 mm (1-1/2"), 51 mm (2")



MARKET POSITION

- Direct electrical interface
- Superior ON/OFF reliability
- Reduced systems costs
- Lube-Free operation

APPLICATION TRAITS

- System automation
- 4-20 mA pH Adjusting
- Batching Applications
- OEM accounts

FEATURES

- Externally controlled
- Various voltage options
- Nema 4, Nema 7, or ATEX
- Simple installation

AVAILABILITY

- 6 mm (1/4"), 13 mm (1/2"), 25 mm (1")



MARKET POSITION

- Low initial cost
- Largest installed base
- Proven technology
- Originated the AODDP industry

APPLICATION TRAITS

- Utilitarian type applications
- Robust design
- Submersible
- Portable

FEATURES

- Metal air distribution system
- Durable
- Fewest replaceable parts
- Ease of maintenance

AVAILABILITY

- 13 mm (1/2"), 25 mm (1"), 38 mm (1-1/2"), 51 mm (2"), 76 mm (3")



THERMOPLASTIC ELASTOMER (TPE)

- **POLYURETHANE:** An excellent general purpose diaphragm for use in non-aggressive applications. This material exhibits exceptional flex life and durability. Wilden's most economical diaphragm.
- **WIL-FLEX™:** Made of Santoprene®, this diaphragm is an excellent choice as a low cost alternative to PTFE in many acidic and caustic applications such as sodium hydroxide, sulfuric or hydrochloric acids. Exhibits excellent abrasion resistance and durability at a cost comparable to neoprene.
- **SANIFLEX™:** Made of Hytrel™, this diaphragm exhibits excellent abrasion resistance, flex life and durability. This material is FDA approved for food processing applications. An outstanding general purpose diaphragm as well.

PTFE ELASTOMERS

- **PTFE:** Excellent choice when pumping highly aggressive fluids such as aromatic or chlorinated hydrocarbons, acids, caustics, ketones and acetates. Wilden's PTFE diaphragms exhibit good flex life.
- Wilden also offers PTFE integral piston diaphragms and PTFE laminate diaphragms that offer superior product containment. The smooth contoured shape makes this diaphragm an excellent choice for sanitary or ultra pure applications.

ULTRA-FLEX™ DIAPHRAGM TECHNOLOGY

- **Guaranteed longer life** – If longer life is not experienced, Wilden will send you a new set of Ultra-Flex™ diaphragms free of charge.
- **Convolute shape, altered fabric placement, and unique hardware** work together to decrease the unit loading on the diaphragm and distribute stress.
- **MATERIAL OPTIONS:** Neoprene, Buna-N, EPDM, Viton®



DIAPHRAGM CONSIDERATIONS

FLEX
LIFE

CHEMICAL
RESISTANCE

TEMPERATURE
LIMITATIONS

ABRASION
RESISTANCE

INITIAL
COST



RUBBER ELASTOMERS

- **NEOPRENE:** An excellent general purpose diaphragm for use in non-aggressive applications such as water-based slurries, well water or sea water. Exhibits excellent flex life and low cost.
- **BUNA-N:** Excellent for applications involving petroleum/oil-based fluids such as leaded gasolines, fuel oils, hydraulic oils, kerosene, turpentines and motor oils.
- **EPDM:** Excellent for use in applications requiring extremely cold temperatures. May also be used as a low cost alternative for pumping dilute acids or caustics.
- **VITON®:** Excellent for use in applications requiring extremely hot temperatures. May also be used in aggressive fluids such as aromatic or chlorinated hydrocarbons and highly aggressive acids. PTFE would normally be used with these aggressive fluids as its flex life is better than Viton®. However, in applications involving suction lift outside the range of PTFE, Viton® will be the preferred choice for highly aggressive fluids.

ELASTOMER TEMPERATURE LIMITS:

NEOPRENE: -17.7°C to 93.3°C (0°F to 200°F)

BUNA-N: -12.2°C to 82.2°C (10°F to 180°F)

EPDM: -51.1°C to 137.8°C (-60°F to 280°F)

VITON®: -40°C to 176.7°C (-40°F to 350°F)

WIL-FLEX™: -40°C to 107.2°C (-40°F to 225°F)

SANIFLEX™: -28.9°C to 104.4°C (-20°F to 220°F)

POLYURETHANE: -12.2°C to 65.6°C (10°F to 150°F)

PTFE: 4.4°C to 104.4°C (40°F to 220°F)



Please verify the chemical resistance capabilities and temperature limitations of elastomers and all other pump components prior to pump installation. Wilden publication PUG II (Pump Users Guide II) and the On line Chemical guide should be consulted for specifics.
Go to www.wildenchemicalguide.com for your Wilden Chemical Compatibility Chart

Original™ CLAMPED PUMPS

Wilden's legendary Original™ Series pumps were designed for rugged utilitarian type of applications that require a robust design. The Original™ Series pumps ensure reliability without sacrificing ease of maintenance. Wilden's metal and plastic pump line lends itself to various processes and waste applications. Wilden pumps have the largest material and elastomer offering in the industry to meet your abrasion, temperature, and chemical compatibility challenges.

Original™ Series pumps are offered in aluminum, stainless steel, ductile Iron, Polypropylene, PTFE and PFA. A variety of elastomers, connection options and specialized air distribution systems are also available for your specific application needs.



OUR SOLUTIONS

ORIGINAL™ SERIES PUMPS

- Intrinsically safe
- Self-priming
- Variable speed
- Dry-run without damage
- Submersible options
- Widest range of materials & pump sizes in the industry

DEPENDABLE

- Decades of proven application success
- Proven air distribution systems
- Simplicity of design
- Superior anti-freezing
- Increased On/Off reliability

LOW COST ALTERNATIVES

- Low cost
- Simple installation
- Ease of maintenance

THE RESULTS

SUCCESS

- Achieve higher yields
- Shear sensitive
- Portability
- Large solids passage
- Strong suction lift capabilities
- Externally serviceable air valve
- Screen base models available

UTILITARIAN SOLUTIONS

- Viscous & non-viscous product transfer
- Largest chemical compatibilities
- Longest Mean Time between Repair (MTBR)
- Transfer with confidence

COST SAVINGS

- Efficient ADS
- Proven track record
- Optimized applications
- Lower operational costs & downtime
- Saves you money

METAL CLAMPED PUMPS

ORIGINAL SERIES



FEATURES

- ADS: Pro-Flo®, Pro-Flo X™, Turbo-Flo, Accu-Flo™
- Anti-freezing technology
- Large solids passage
- Portable & submersible
- Screen base options
- Multiple liquid connections available
- Lube-free options

TECH DATA

- Sizes: 6mm (1/4") through 102 mm (4")
- Materials: Aluminum, Ductile Iron, Stainless Steel, Alloy C
- Material Temperatures: Up to 176.7°C (350°F)
- Elastomers: Buna-N, Neoprene, EPDM, Viton®, Wil-Flex™, Saniflex™, Polyurethane, PTFE

PERFORMANCE DATA

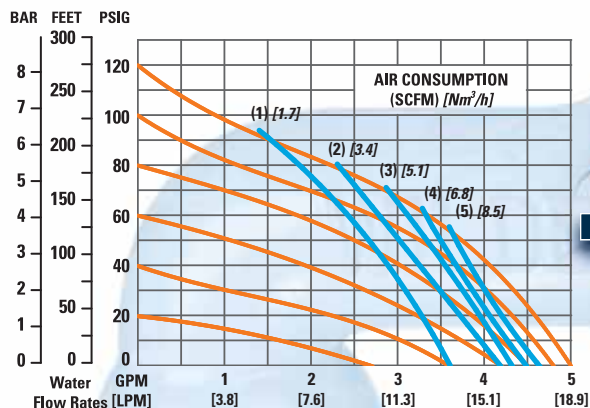
- Max. flow rate: 1211 lpm (320 gpm)
- Max. suction lift: 9.5 m (31.2') wet, 7.6 m (25.0') dry
- Max. disp. per stroke: 4.73 l (1.25 gal)
- Max. discharge pressure: 8.6 bar (125 psig)
- Max. solids passage: 35 mm (1-3/8")



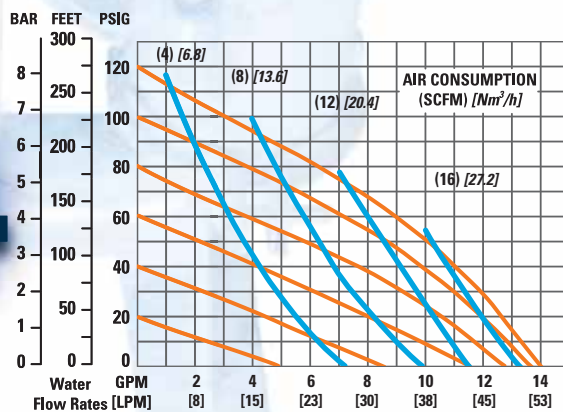
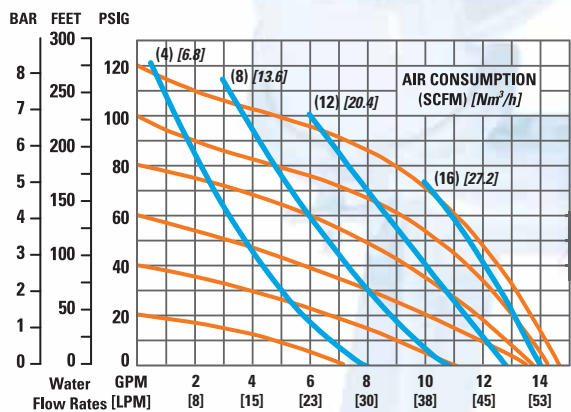
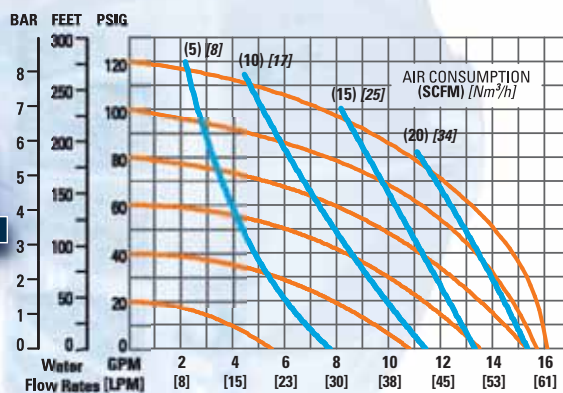
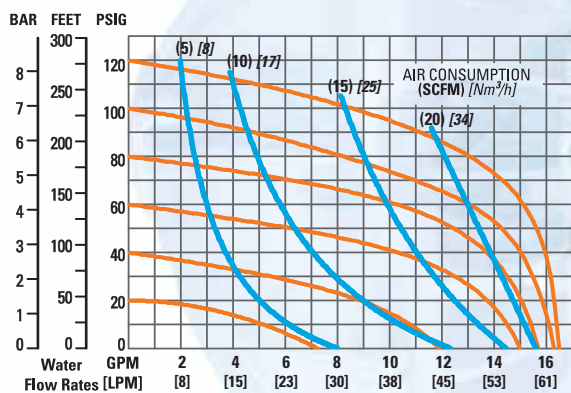
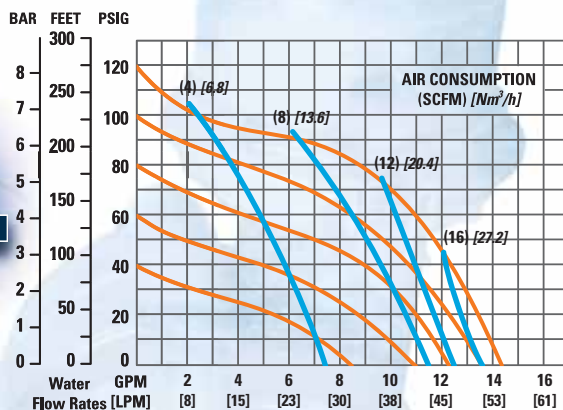
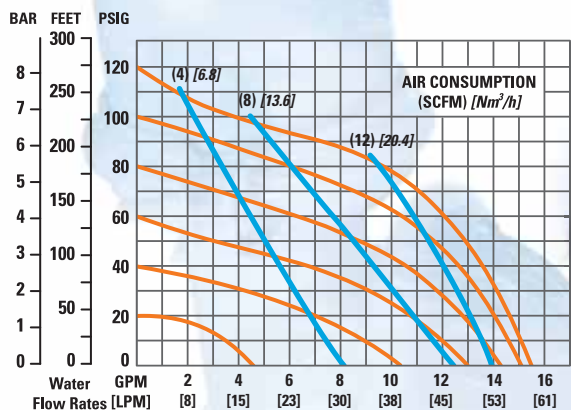
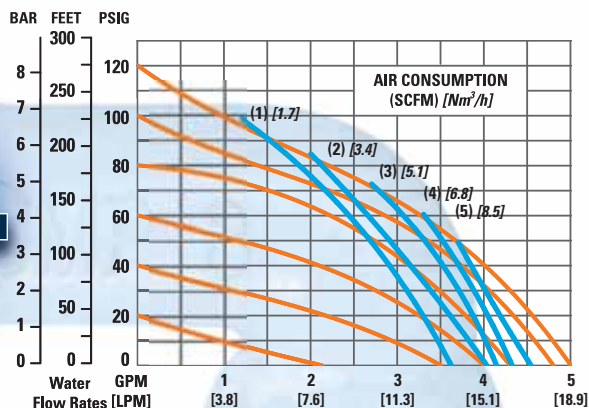
ORIGINAL

METAL CURVES

RUBBER



PTFE

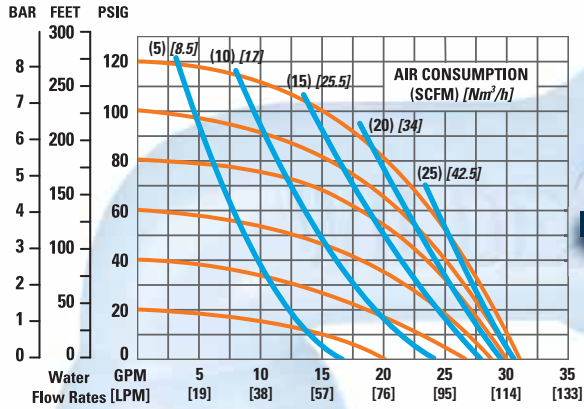


ORIGINAL

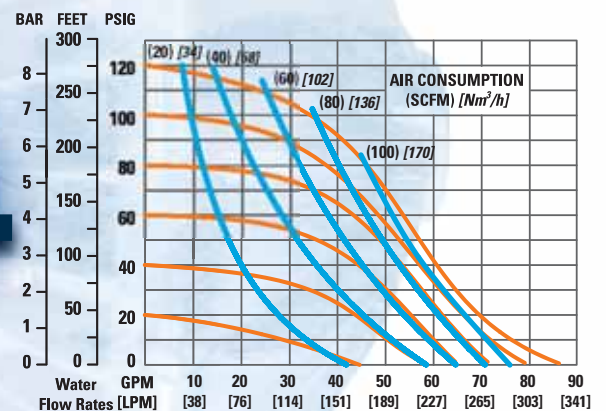
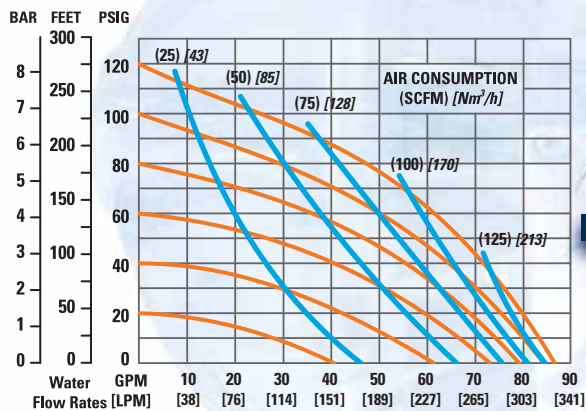
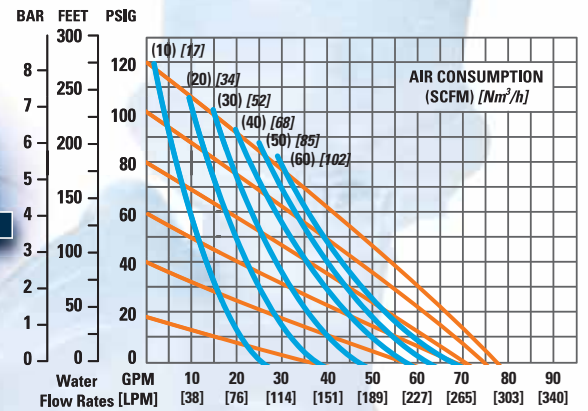
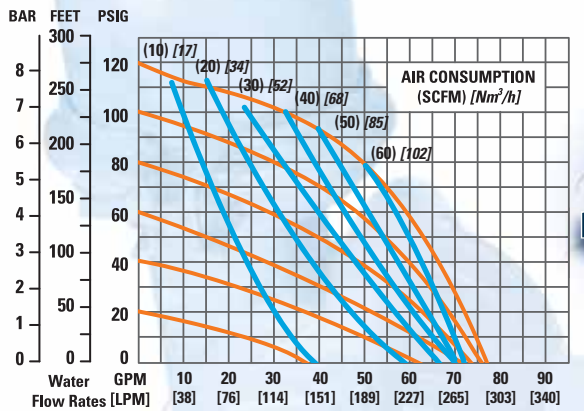
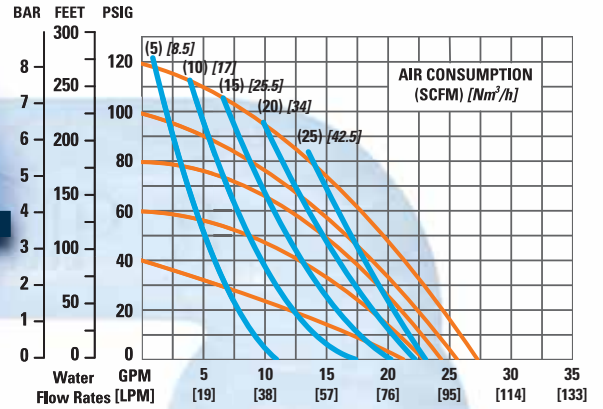
METAL CURVES



RUBBER



PTFE



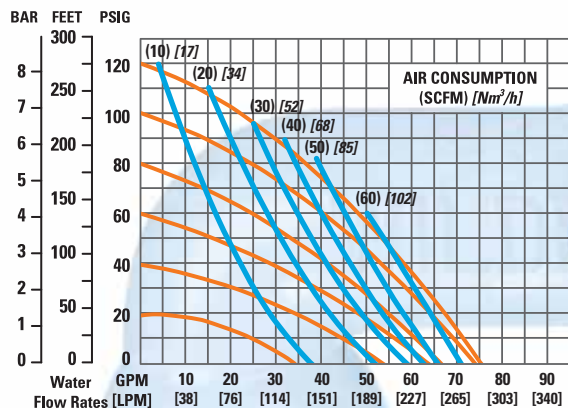


ORIGINAL

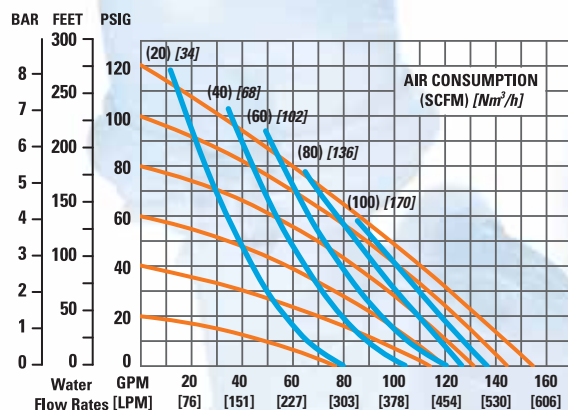
METAL CURVES

RUBBER

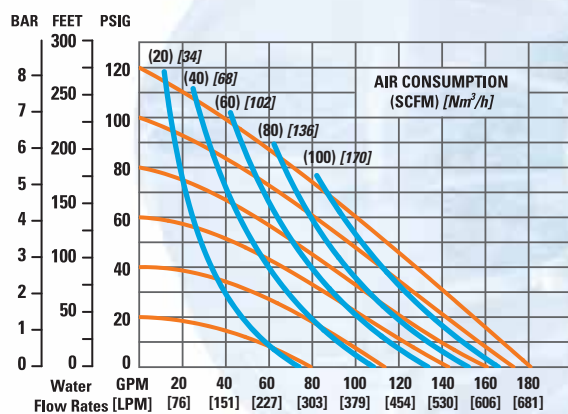
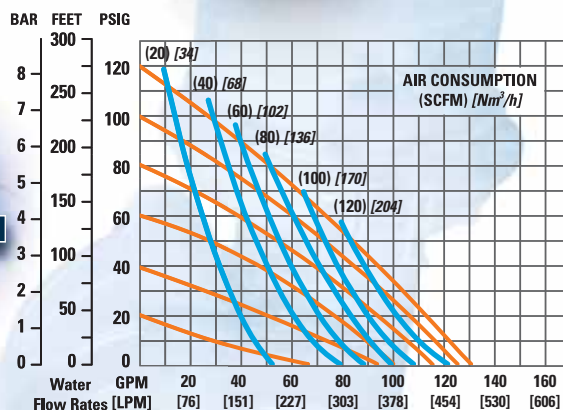
PTFE



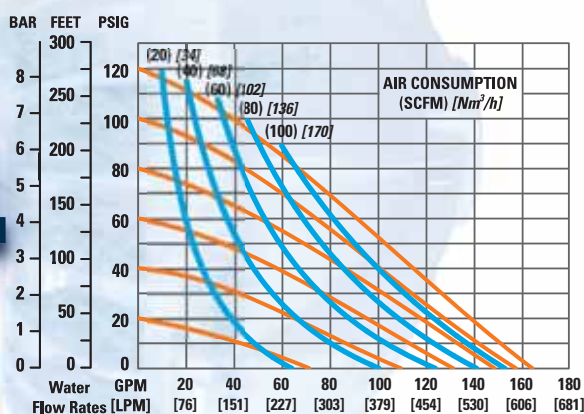
T4
38 mm (1-1/2")
METAL



P8
51 mm (2")
METAL

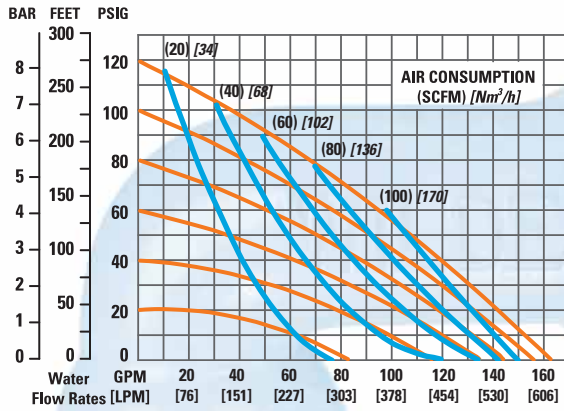


PX8
51 mm (2")
METAL



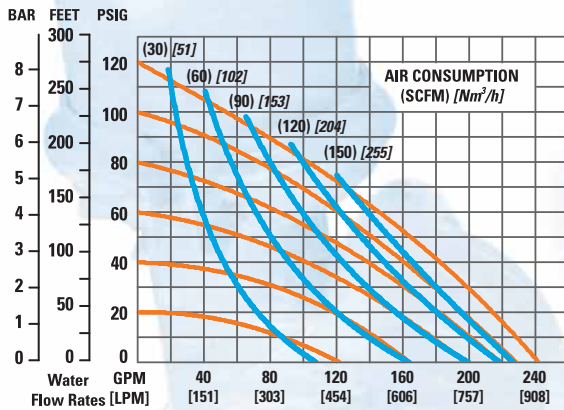


RUBBER

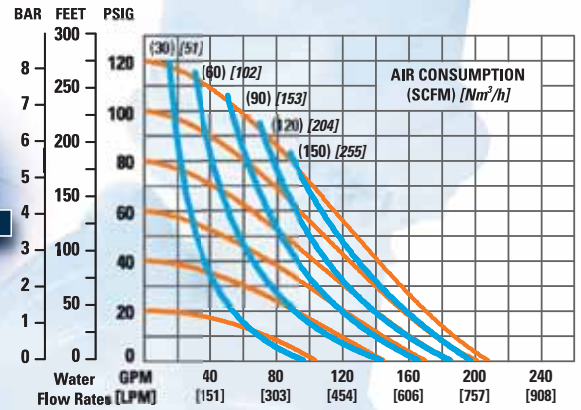


T8
51 mm (2")
METAL

PTFE



PX15
76 mm (3")
METAL

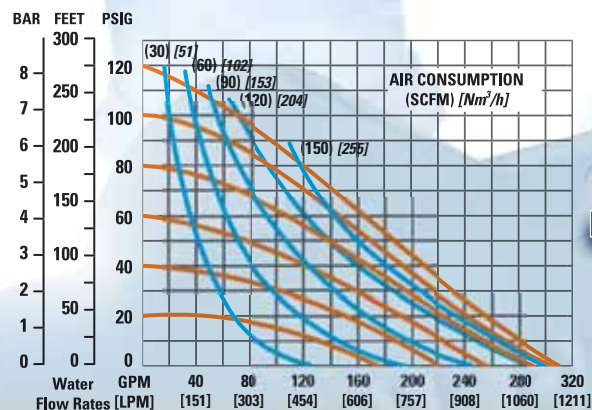
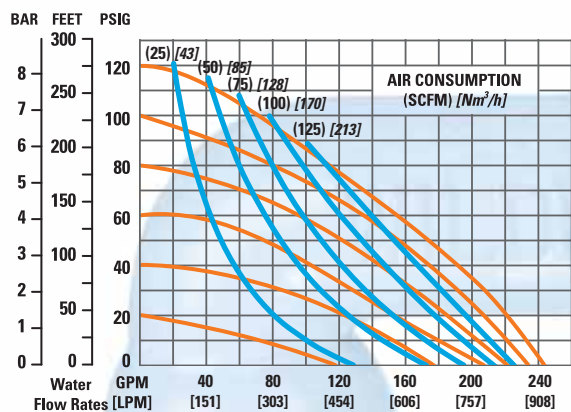




ORIGINAL

METAL CURVES

RUBBER



PLASTIC CLAMPED PUMPS

ORIGINAL

S E R I E S



FEATURES

- ADS: Pro-Flo[®], Pro-Flo X[™], Accu-Flo[™]
- Anti-freezing technology
- Large solids passage
- Portable & Submersible
- Multiple liquid connections available
- Lube-free options

TECH DATA

- Sizes: 6 mm (1/4") through 51 mm (2")
- Materials: Polypropylene, PVDF, PFA
- Material Temperatures: Up to 107.2°C (225°F)
- Elastomers: Buna-N, Neoprene, EPDM, Viton[®], Wil-Flex[™], Saniflex[™], Polyurethane, PTFE

PERFORMANCE DATA

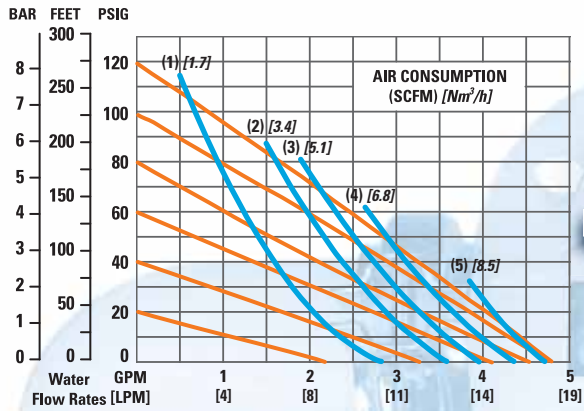
- Max flow rates: 591 lpm (156 gpm)
- Max suction lift: 9.5 m (31.0') Wet, 7.0 m (23.0') Dry
- Max Disp. Per Stroke: 2.9 l (0.77 gal)
- Max discharge pressure: 8.6 bar (125 psig)
- Max size solids: 6.4 mm (1/4")



ORIGINAL

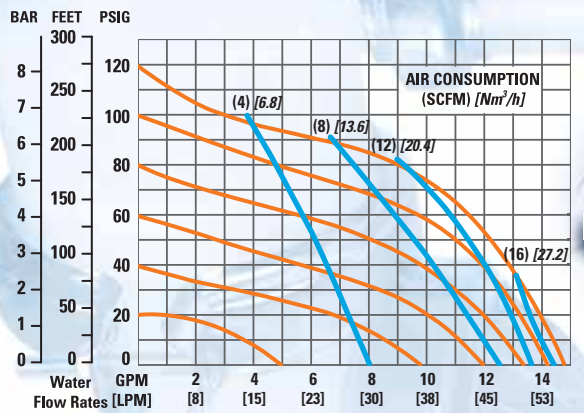
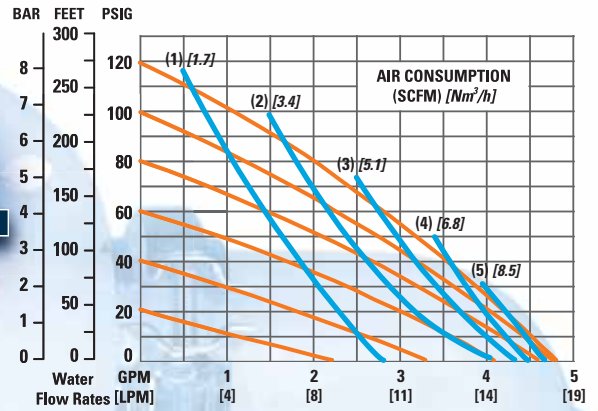
PLASTIC CURVES

RUBBER

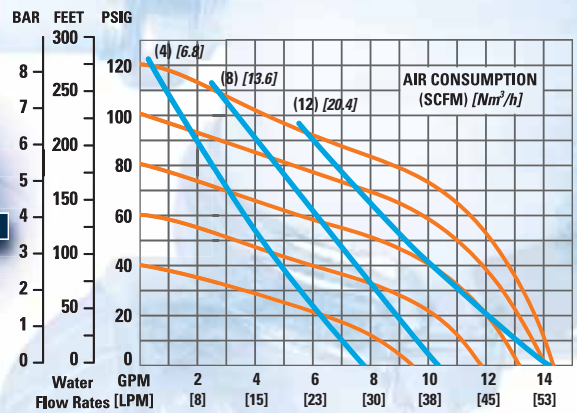


P025
6 mm (1/4")
PLASTIC

PTFE



P1
13 mm (1/2")
PLASTIC

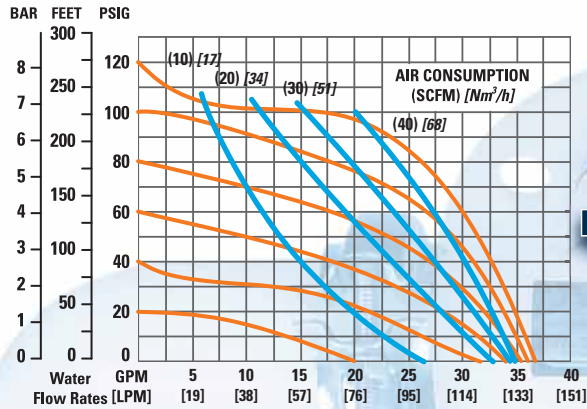


ORIGINAL

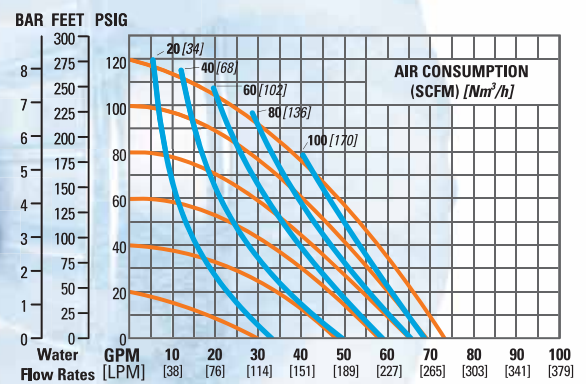
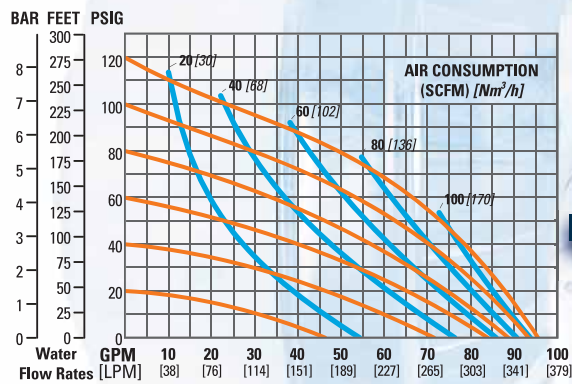
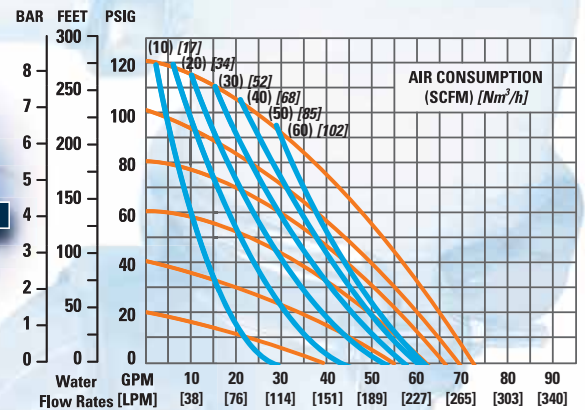
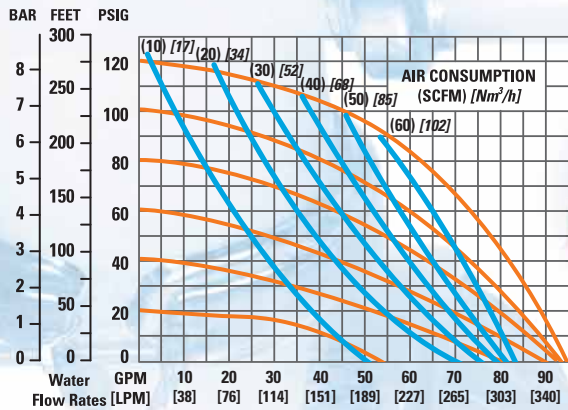
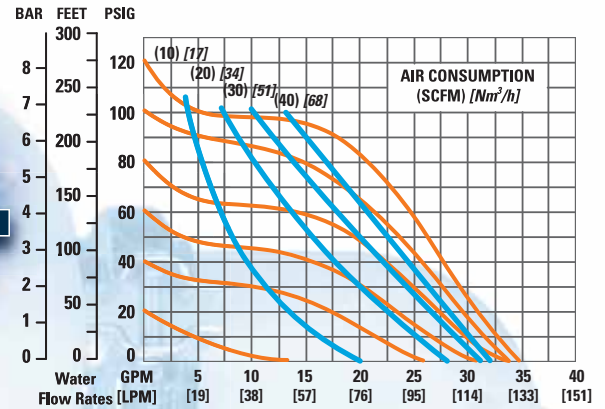
PLASTIC CURVES



RUBBER



PTFE

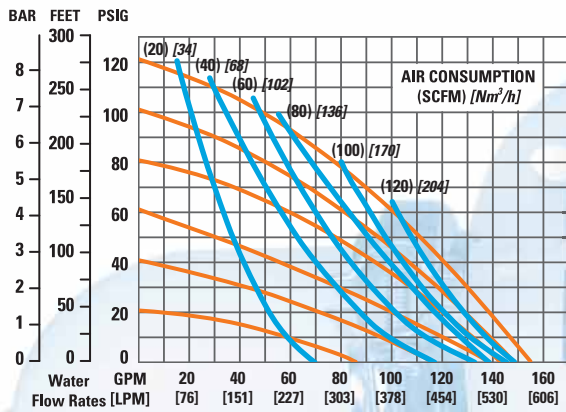




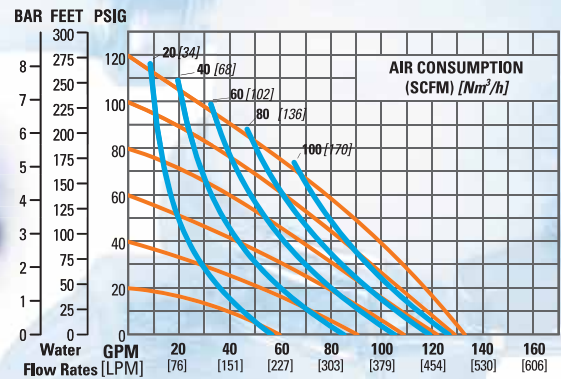
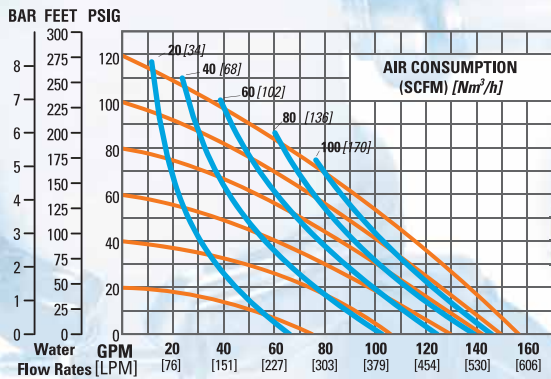
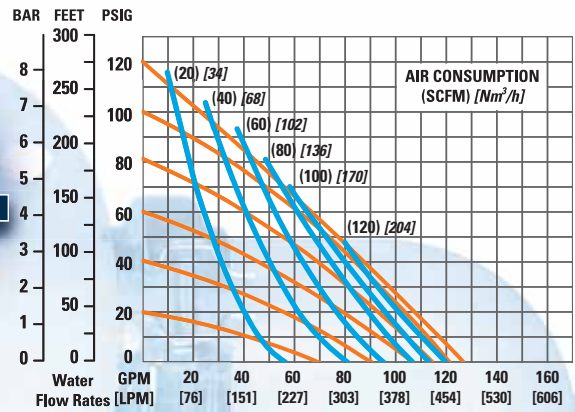
ORIGINAL

PLASTIC CURVES

RUBBER



PTFE



THE EQUALIZER

WILDEN AUTOMATIC SURGE DAMPENER

Surge

DAMPENERS



FEATURES & BENEFITS

- Reduce pipe vibration and shaking
- Protects in-line equipment
- Reduces water hammer
- Absorbs acceleration head
- Lower system maintenance cost
- Suction stabilizer
- Prevent leaking at pipe fittings and joints
- Extend and improve pump performance
- Avoid damaging pressure surges
- Wide range of material and elastomer options
- Common parts with Wilden pumps self adjusts to system pressure

SD Equalizers® reduce pressure fluctuation inherent in positive displacement pumps

AVAILABLE SIZES

- 13 mm (1/2")
- 25 mm (1")
- 38 mm (1-1/2")
- 51 mm (2")
- 76 mm (3")

MATERIAL OF CONSTRUCTION

WETTED HOUSING

- Aluminum
- 316 Stainless Steel
- Ductile Iron
- Polypropylene
- PVDF

AIR DISTRIBUTION SYSTEM

- Aluminum
- 316 Stainless Steel
- PTFE Coated Ductile Iron
- Polypropylene
- Glass filled Polypropylene
- Mild Steel PTFE Coated

ATEX MODELS AVAILABLE

CERTIFIED
ATEX ENGINEERING

CHEDG



TYPE EL
SEPTEMBER 2020



ELECTRONIC ACCESSORIES

LEAK DETECTION

- Detects diaphragm failure at the source: The PTFE primary diaphragm
- Sensors are located between the primary and back-up (containment) diaphragms
- When the sensors detect a conductive liquid, an audible alarm, LED, and an internal latching relay are activated
- Increase containment, reduce fugitive emissions, and reduce down time with 24-hour pump surveillance
- Power Requirement: 110V AC, 220V AC or 9V DC Battery



PUMP CYCLE MONITOR

- The PCMI counts pump cycles by sensing the presence of the air valve spool (Pro-Flo®).
- The Sensor, located at the air valve end cap, detects the presence of a magnet located at the end of the air valve piston/spool.
- The PCMI unit registers a complete pump cycle when the piston/spool shifts away from the sensor and subsequently returns to the original position.
- The PCMI unit has a reset switch located on the face of the PCMI module
- PCMI also has the ability to be reset from a remote location.



DRUM UNLOADING

DRUM & TOTE UNLOADING

- Universal kit for 6 mm (1/4") and 13mm (1/2") pumps
- Fits 51 mm (2") NPT bungholes
- Tube length can be cut to length
- Variety of materials are available



THINGS TO THINK ABOUT WHEN SELECTING AN AIR-OPERATED DOUBLE-DIAPHRAGM PUMP (AODDP)

APPLICATION

- What application will the pump be used in?
- What are you pumping?
- Do you need lube free operation?
- Does the pump need to be submersible?
- What cleaning fluids would be used to clean the pump?
- What are your performance parameters (flow rates, air consumption, viscosities, suction lift)?
- Do I need a pulsation dampener?

AIR DISTRIBUTION SYSTEM (ADS)

- What ADS best suits my application needs?
- How reliable is the ADS?
- How efficient is the ADS?
- Do I need on/off reliability?
- Is the pump and or ADS ATEX approved?
- Does the ADS have anti-freezing technology?
- Does the ADS have integrated variable performance controls?

INSTALLATION

- Before installation please read the caution section of the pump manual.
- What are your piping considerations (valves, elbows, pipe friction losses etc)?
- Do you have sufficient air pressure and air volume for the pump?
- What is the MTBR (Mean Time Between Repair) of the AODDP?
- What are your installation parameters (self priming, positive suction head, high vacuum, heat generation, dry run capable, submersible, large solids passage, variable flow & pressure, shear sensitive)?
- Ease of maintenance, is the pump easy to clean, assemble/disassemble?

WETTED MATERIALS

- What media will you be pumping?
- What is the chemical compatibility of the elastomer?
- What are the temperature limits of the wetted material and elastomer?
- How abrasive is the media being pumped?
- Do diaphragm configurations affect flow?

DISTRIBUTORS

- Is your distributor local?
- Can the distributor fully support my fluid transfer needs?
- Are they a full-stocking, full service distributor?
- How good is delivery? Is it less than 3 weeks?
- Is the distributor formally educated in specifying and maintaining your system?
- How are the services and repair capabilities of the distributor?
- Does the distributor do local training for your staff?
- How responsive is the distributor to your needs?

RESOURCES

- www.wildenpump.com
- Locating your Authorized Wilden Distributor: www.wildendistributor.com
- Everything you need to know about a Wilden pump: Pump Users Guide II (Consult the factory or your Wilden Distributor)
- Engineering & Operations Manuals: www.wildenpump.com in the Tech Info section (Search Tech Info)
- Cavitation and Friction Guide & Safety Supplement: www.wildenpump.com in the Tech Info section (Search Tech Info)
- Electronic Chemical Guide & Conversion Calculator: www.wildenpump.com in the Tech Info section (Tech Tools)

WILDEN TECHNICAL SUPPORT

Hours of operation: 8:00am – 5:00pm (PST)

Ph. 1-909-422-1730

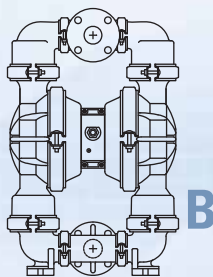
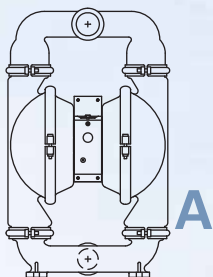
Email: techsupport@wildenpump.com



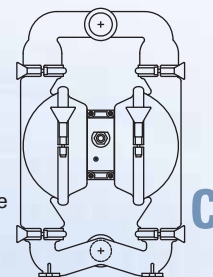
SIZING CONSIDERATIONS

	MODELS	WETTED MATERIALS	LIQUID INLET	LIQUID DISCHARGE	CONNECTION TYPE				AIR INLET	HEIGHT	WIDTH	DEPTH
					BSPT/NPT	DIN/ANSI	* TRI-CLAMP® STYLE	ORIENTATION				
PRO-FLO X™	PX1	Aluminum, Stainless Steel	13 mm (1/2")	13 mm (1/2")	•	–	–	A, C	13 mm (1/2") FNPT	224 mm (8.8")	208 mm (8.2")	287 mm (11.3")
	PX4	Aluminum, Stainless Steel, Ductile Iron	38 mm (1-1/2")	32 mm (1-1/4")	•	–	•	F	19 mm (3/4") FNPT	429 mm (16.9")	368 mm (14.5")	320 mm (12.6")
	PX8	Aluminum, Stainless Steel, Ductile Iron	51 mm (2")	51 mm (2")	•	–	•	A, C	19 mm (3/4") FNPT	668 mm (26.3")	404 mm (15.9")	340 mm (13.4")
	PX15	Aluminum, Stainless Steel, Ductile Iron	76 mm (3")	76 mm (3")	•	–	•	A, C	19 mm (3/4") FNPT	823 mm (32.4")	505 mm (19.9")	406 mm (16.0")
	PX20	Ductile Iron	102 mm (4")	102 mm (4")	–	–	–	B	19 mm (3/4") FNPT	826 mm (32.5")	950 mm (37.4")	424 mm (16.7")
PRO-FLO®	P025	Aluminum, Stainless Steel	6.4 mm (1/4")	6.4 mm (1/4")	•	–	–	E	3 mm (1/8") FNPT	148 mm (5.8")	165 mm (6.5")	114 mm (4.5")
	P1	Aluminum, Stainless Steel	13 mm (1/2")	13 mm (1/2")	•	–	•	A, C	6 mm (1/4") FNPT	222 mm (8.8")	208 mm (8.2")	205 mm (8.1")
	P2	Stainless Steel	25 mm (1")	19 mm (3/4")	•	–	•	A, C	6 mm (1/4") FNPT	279 mm (11.0")	267 mm (10.5")	201 mm (7.9")
	P4	Aluminum, Stainless Steel, Ductile Iron	38 mm (1-1/2")	32 mm (1-1/4")	•	–	•	F	13 mm (1/2") FNPT	429 mm (16.9")	368 mm (14.5")	320 mm (12.6")
	P8	Aluminum, Stainless Steel, Ductile Iron	51 mm (2")	51 mm (2")	•	–	•	A, C	19 mm (3/4") FNPT	668 mm (26.3")	404 mm (15.9")	343 mm (13.5")

* SS wetted material only



Tri-Clamp® style connections.



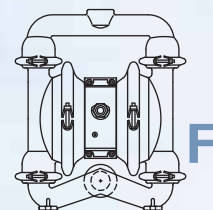
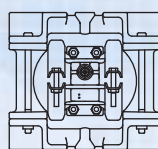
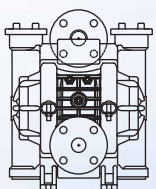


P E R F O R M A N C E

		MAX. SUCTION LIFT					
		RUBBER/TPE		PTFE		MAX. FLOW	
MAX. DISCHARGE PRESSURE	MAX. SOLIDS PASSAGE	DRY	WET	DRY	WET	RUBBER/TPE	PTFE
8.6 Bar (125 psig)	1.6 mm (1/16")	5.9 m (19.3')	9.3 m (30.6')	4.7 m (15.3')	8.0 m (26.1')	62.8 lpm (16.6 gpm)	60.9 lpm (16.1 gpm)
8.6 Bar (125 psig)	4.8 mm (3/16")	6.9 m (22.7')	9.3 m (30.6')	4.0 m (13.1')	9.2 m (30.1')	347 lpm (92 gpm)	327 lpm (87 gpm)
8.6 Bar (125 psig)	6.4 mm (1/4")	7.4 m (24.4')	9.3 m (30.6')	4.5 m (14.8')	8.7 m (28.4')	712 lpm (188 gpm)	617 lpm (163 gpm)
8.6 Bar (125 psig)	9.5 mm (3/8")	6.7 m (22.1')	9.5 m (31.2')	4.8 m (15.9')	9.5 m (31.2')	918 lpm (243 gpm)	727 lpm (192 gpm)
8.6 Bar (125 psig)	35 mm (1-3/8")	4.1 m (13.6')	8.6 m (28.4')	—	—	1211 lpm (320 gpm)	—
8.6 Bar (125 psig)	0.4 mm (1/64")	4.1 m (13.6')	9.3 m (30.6')	4.0 m (13.0')	9.5 m (31.2')	18.9 lpm (5.0 gpm)	18.9 lpm (5.0 gpm)
8.6 Bar (125 psig)	1.6 mm (1/16")	5.8 m (19.0')	9.5 m (31.0')	4.9 m (16.0')	9.5 m (31.0')	58.7 lpm (15.5 gpm)	54.4 lpm (14.4 gpm)
8.6 Bar (125 psig)	3.2 mm (1/8")	5.8 m (19.0')	8.5 m (28.0')	3.0 m (10.0')	8.5 m (28.0')	170 lpm (45 gpm)	163 lpm (43 gpm)
8.6 Bar (125 psig)	4.8 mm (3/16")	5.8 m (19.0')	8.8 m (29.0')	3.7 m (12.0')	8.5 m (28.0')	307 lpm (81 gpm)	295 lpm (78 gpm)
8.6 Bar (125 psig)	6.4 mm (1/4")	7.3 m (24.0')	9.5 m (31.0')	4.6 m (15.0')	9.5 m (31.0')	591 lpm (156 gpm)	496 lpm (131 gpm)

PRO-FLO X™

PRO-FLO®

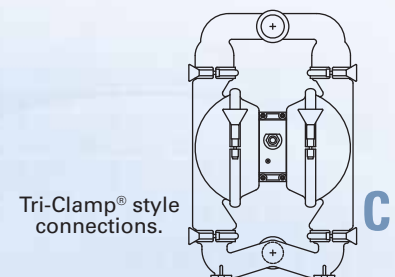
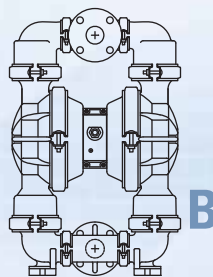
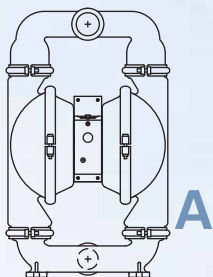




SIZING CONSIDERATIONS

	MODELS	WETTED MATERIALS	LIQUID INLET	LIQUID DISCHARGE	CONNECTION TYPE				AIR INLET	HEIGHT	WIDTH	DEPTH
					BSPT/NPT	DIN/ANSI	* TRI-CLAMP® STYLE	ORIENTATION				
TURBO-FLO™	T1	Aluminum	13 mm (1/2")	13 mm (1/2")	•	–	–	A	6 mm (1/4") FNPT	224 mm (8.8")	208 mm (8.2")	175 mm (6.9")
	T2	Aluminum	25 mm (1/2")	19 mm (3/4")	•	–	–	A	6 mm (1/4") FNPT	268 mm (11.0")	267 mm (10.5")	185 mm (7.3")
	T4	Aluminum, Ductile Iron	38 mm (1-1/2")	32 mm (1-1/4")	•	–	–	F	13 mm (1/2") FNPT	429 mm (16.9")	368 mm (14.5")	285 mm (11.2")
	T8	Aluminum, Ductile Iron	51 mm (2")	51 mm (2")	•	–	–	A	19 mm (3/4") FNPT	668 mm (26.3")	404 mm (15.9")	343 mm (13.5")
	T15	Aluminum, Ductile Iron	76 mm (3")	76 mm (3")	•	–	–	A	19 mm (3/4") FNPT	823 mm (32.4")	505 mm (19.9")	427 mm (16.8")
ACCU-FLO™	A.025	Aluminum, Stainless Steel	6 mm (1/4")	6 mm (1/4")	•	–	–	E	3 mm (1/8") FNPT	140 mm (5.5")	165 mm (6.5")	148 mm (5.8")
	A1	Aluminum, Stainless Steel	13 mm (1/2")	13 mm (1/2")	•	–	•	A, C	6 mm (1/4") FNPT	224 mm (8.8")	208 mm (8.2")	175 mm (6.9")
	A2	Aluminum, Stainless Steel	25 mm (1")	19 mm (3/4")	•	–	•	A, C	6 mm (1/4") FNPT	279 mm (11.0")	267 mm (10.5")	191 mm (7.5")

* SS wetted material only



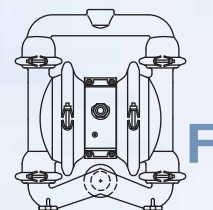
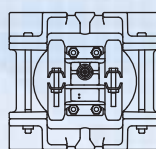
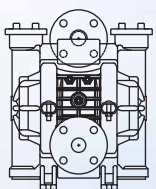


P E R F O R M A N C E

		MAX. SUCTION LIFT					
		RUBBER/TPE		PTFE		MAX. FLOW	
MAX. DISCHARGE PRESSURE	MAX. SOLIDS PASSAGE	DRY	WET	DRY	WET	RUBBER/TPE	PTFE
8.6 Bar (125 psig)	1.6 mm (1/16")	1.5 m (5.0')	9.5 m (31.0')	2.7 m (1.0')	9.1 m (30.0')	54.9 lpm (14.5 gpm)	53.0 lpm (14.0 gpm)
8.6 Bar (125 psig)	3.2 mm (1/8")	5.2 m (17.0')	9.5 m (31.0')	1.8 m (6.0')	9.5 m (31.0')	132 lpm (35 gpm)	95 lpm (25 gpm)
8.6 Bar (125 psig)	4.8 mm (3/16")	5.5 m (18.0')	8.5 m (28.0')	2.7 m (9.0')	8.5 m (28.0')	307 lpm (81 gpm)	235 lpm (62 gpm)
8.6 Bar (125 psig)	6.4 mm (1/4")	6.4 m (21.0')	9.5 m (31.0')	3.7 m (12.0')	9.5 m (31.0')	617 lpm (163 gpm)	534 lpm (141 gpm)
8.6 Bar (125 psig)	9.5 mm (3/8")	5.5 m (18.0')	9.5 m (31.0')	3.5 m (13.0')	8.5 m (28.0')	878 lpm (232 gpm)	704 lpm (186 gpm)
8.6 Bar (125 psig)	0.4 mm (1/64")	5.4 m (17.6')	10.0 m (32.9')	4.3 m (14.2')	10.0 m (32.9')	16.3 lpm (4.3 gpm)	14.0 lpm (3.7 gpm)
8.6 Bar (125 psig)	1.6 mm (1/16")	4.5 m (14.7')	9.7 m (31.8')	3.5 m (11.3')	9.3 m (30.6')	35.6 lpm (9.4 gpm)	31.4 lpm (8.3 gpm)
8.6 Bar (125 psig)	3.2 mm (1/8")	7.3 m (24.4')	9.7 m (31.8')	4.9 m (15.9')	8.7 m (28.4')	128 lpm (34 gpm)	121 lpm (32 gpm)

TURBO-FLO™

ACCU-FLO™



METAL TECHNICAL SPECS



FEATURES

- Large solids to 25 mm (1")
- Collapsible handles
- Shock absorbing base
- Intrinsically safe operation
- Screen base models

SIZING CONSIDERATIONS

MODELS	WETTED MATERIALS	LIQUID INLET	LIQUID DISCHARGE	CONNECTION TYPE		AIR INLET	HEIGHT	WIDTH	DEPTH
				BSPT/NPT					
PRO-FLO X™	PX4	Aluminum, Ductile Iron	38 mm (1-1/2")	38 mm (1-1/2")	•	19 mm (3/4")	454 mm (17.9")	365 mm (14.4")	396 mm (15.6")
	PX8	Aluminum, Ductile Iron	51 mm (2")	51 mm (2")	•	19 mm (3/4")	671 mm (26.4")	617 mm (24.1")	424 mm (16.7")
	PX15	Aluminum, Ductile Iron	76 mm (3")	76 mm (3")	•	19 mm (3/4")	828 mm (32.6")	742 mm (29.2")	462 mm (18.2")

The Stallion™ pump series can handle what miners demand: durability, portability, and ease of maintenance. The Stallion™ pump is designed to transfer solid-laden slurries safely and effectively. Large internal clearance and flow-through design keep the pump from clogging while Wilden's patented air distribution system maintains ON/OFF reliability. Put us to the test today!

P E R F O R M A N C E

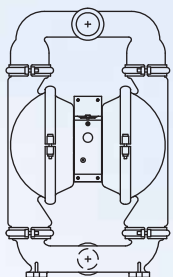
		MAX. SUCTION LIFT					
		RUBBER/TPE		PTFE		MAX. FLOW	
MAX. DISCHARGE PRESSURE	MAX. SOLIDS PASSAGE	DRY	WET	DRY	WET	RUBBER/TPE	PTFE
8.6 Bar (125 psig)	12.7 mm (1/2")	6.4 m (21.0)	9.2 m (30.1)	N/A	N/A	305 lpm (81 gpm)	N/A
8.6 Bar (125 psig)	19.1 mm (3/4")	5.7 m (18.7)	9.2 m (31.1)	N/A	N/A	609 lpm (161 gpm)	N/A
8.6 Bar (125 psig)	25.4 mm (1")	5.7 m (18.7)	9.2 m (31.1)	N/A	N/A	776 lpm (205 gpm)	N/A

PRO-FLO X™

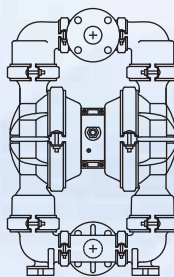


SIZING CONSIDERATIONS

	MODELS	WETTED MATERIALS	LIQUID INLET	LIQUID DISCHARGE	CONNECTION TYPE				AIR INLET	HEIGHT	WIDTH	DEPTH
					BSPT/NPT	DIN/ANSI	TRI-CLAMP® STYLE	ORIENTATION				
PRO-FLO®	P025	Polypropylene, PVDF	6 mm (1/4")	6 mm (1/4")	•	–	–	D	3 mm (1/8") FNPT	163 mm (6.4")	145 mm (5.7")	115 mm (4.5")
	P1	Polypropylene, PVDF	13 mm (1/2")	13 mm (1/2")	•	–	–	B	6 mm (1/4") FNPT	218 mm (8.6")	208 mm (8.2")	203 mm (8.0")
	P2	Polypropylene	25 mm (1")	25 mm (1")	–	•	–	B	6 mm (1/4") FNPT	356 mm (14.0")	297 mm (11.7")	231 mm (9.1")
	P4	Polypropylene, PVDF	38 mm (1-1/2")	38 mm (1-1/2")	–	•	–	B	13 mm (1/2") FNPT	528 mm (20.8")	394 mm (15.5")	300 mm (11.8")
	P8	Polypropylene, PVDF	51 mm (2")	51 mm (2")	–	•	–	B	19 mm (3/4") FNPT	770 mm (30.3")	490 mm (19.3")	333 mm (13.1")
PRO-FLO X™	PX4	Polypropylene, PVDF	38 mm (1-1/2")	38 mm (1-1/2")	–	•	–	B	19 mm (3/4") FNPT	528 mm (20.8")	394 mm (15.5")	320 mm (12.6")
	PX8	Polypropylene, PVDF	51 mm (2")	51 mm (2")	–	•	–	B	19 mm (3/4") FNPT	770 mm (30.3")	490 mm (19.3")	356 mm (14.0")

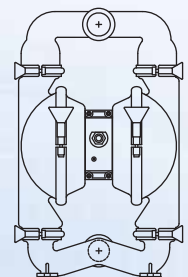


A



B

Tri-Clamp® style connections.



C

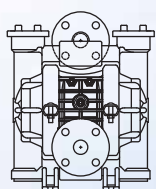


PERFORMANCE

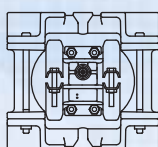
		MAX. SUCTION LIFT					
		RUBBER/TPE		PTFE		MAX. FLOW	
MAX. DISCHARGE PRESSURE	MAX. SOLIDS PASSAGE	DRY	WET	DRY	WET	RUBBER/TPE	PTFE
8.6 Bar (125 psig)	0.4 mm (1/64")	3.1 m (10.0')	9.5 m (31.0')	2.4 m (8.0')	8.8 m (29.0')	18.1 lpm (4.8 gpm)	18.1 lpm (4.8 gpm)
8.6 Bar (125 psig)	1.6 mm (1/16")	6.1 m (20.0')	9.8 m (32.0')	5.2 m (17.0')	9.8 m (32.0')	56.8 lpm (15.0 gpm)	53.4 lpm (14.1 gpm)
8.6 Bar (125 psig)	3.2 mm (1/8")	5.5 m (18.0')	8.8 m (29.0')	3.4 m (11.0')	8.8 m (29.0')	140 lpm (37 gpm)	132 lpm (35 gpm)
8.6 Bar (125 psig)	4.8 mm (3/16")	4.9 m (16.0')	7.9 m (26.0')	3.1 m (10.0')	7.5 m (24.5')	354 lpm (94 gpm)	269 lpm (71 gpm)
8.6 Bar (125 psig)	6.4 mm (1/4")	7.0 m (23.0')	9.5 m (31.0')	4.3 m (14.0')	9.5 m (31.0')	591 lpm (156 gpm)	481 lpm (127 gpm)
8.6 Bar (125 psig)	4.8 mm (3/16")	5.7 m (18.7)	9.2 m (30.1)	2.1 m (6.8)	9.2 m (30.1)	363 lpm (96 gpm)	276 lpm (73 gpm)
8.6 Bar (125 psig)	6.4 mm (1/4")	6.9 m (22.7)	9.3 m (30.6)	3.8 m (12.5)	9.2 m (30.1)	606 lpm (160 gpm)	503 lpm (133 gpm)

PRO-FLO®

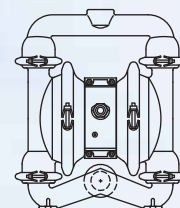
PRO-FLO X™



D



E



F

www.wildenpump.com

Multi-Lingual Access

Downloadable Pump Manuals & Cad Drawings

Online Warranty Registration

Chemical Guide

Online Tech Support

Unit Converter



22069 Van Buren Street, Grand Terrace, CA 92313-5607
Telephone 909-422-1730 • Fax 909-783-3440
wilden@wildenpump.com



Your Authorized Distributor:

Copyright 2008 Wilden Pump & Engineering, LLC

WIL-10010-C-05
Replaces 10010-C-04

Wil-Flex™, Saniflex™, Wil-Gard™, Saniflo™, Turbo-Flo™, Ultra-Flex™, Ultra-Pure™, Accu-Flo™, PPro-Flo X™, Hygienic™ and EMS™ are trademarks of Wilden Pump and Engineering, LLC. Wilden®, Pro-Flo®, Stallion®, and Equalizer® are registered trademarks of Wilden Pump and Engineering, LLC. • Viton®, Hytrel® and Teflon® are registered trademarks of DuPont Dow Elastomers. Hostaflo® is a registered trademark of Hoechst. • Santoprene® is a registered trademark of Monsanto Company, licensed to Advanced Elastomer Systems, L.P. • Tri-Clover® is a registered trademark of Tri-Clover, Inc.