+GF+

JRG

Catalog / Katalog 2021

Building Technology
Gebäudetechnik

Table of contents / Inhaltsverzeichnis

JRG Valves / JRG Armaturen	3
JRG Sanipex	164
JRG Sanipex MT	257
INSTAFLEX	319
iFIT	405
iLITE	444
Hycleen Automation System	468
Hycleen	483
JRG Coral force	492
Index	506

Übersicht Verschraubungen, (BR1)
Overview unions (BR1)

1611	2191	5151	5211	6320	6325	9910

	Gewindegrösse Thread sizes	DN 15 G 3/4"	DN 20 G 1"	DN 25 G 11/4"	DN 32 G 11/2"	DN 40 G 13/4"	DN 50 G 23/8"	DN 65 G 3"
8350	Geberit Mapress	8350.018 (18)	8350.022 (22)	8350.028 (28)	8350.035 (35)	8350.042 (42)	8350.054 (54)	-
8355	Viega Sanpress	8355.018 (18)	8355.022 (22)	8355.028 (28)	8355.035 (35)	8355.042 (42)	8355.054 (54)	-
4700	JRG Sanipex MT	4700.104 (20)	4700.112 (26)	4700.126 (32)	4700.132 (40)	4700.134 (50)	4700.140 (63)	-
8201	Verschraubung Union	8201.240 (1/2")	8201.320 (3/4")	8201.400 (1")	8201.480 (11/4")	8201.560 (11/2")	8201.640 (2")	8201.720 (21/2")
8333	Verschraubung Rotguss Union made of bronze	8333.240 (1/2")	8333.320 (3/4")	8333.400 (1")	8333.480 (11/4")	8333.560 (11/2")	8333.640 (2")	8333.720 (21/2")
	iFIT	762 101 273 (16/20)	762 101 282 (25/32)	762 101 283 (25/32)	-	-	-	-
	Instaflex	761 069 685 (20)	761 069 688 (25)	761 069 691 (32)	761 069 694 (40)	761 069 696 (50)	761 069 698 (63)	-
8360	Muffenverschraubung Socket union	8360.015 (11/8")	8360.020 (11/4")	8360.025 (11/2")	8360.032 (2")	8360.040 (21/4")	8360.050 (23/4")	-
5178	Muffenverschraubung Socket union	-	5178.320 (1")	5178.400 (11/4")	5178.480 (11/2")	5178.560 (13/4")	5178.640 (23/8")	5178.720 (3")

Übersicht Verschraubungen, (BR2)
Overview unions (BR1)

		3400		5120		
	Gewindegrösse **Thread sizes**	**DN 20** **G 11/4"**	**DN 25** **G 11/2"**	**DN 32** **G 2"**	**DN 40** **G 21/4"**	**DN 50** **G 23/4"**
8351	Geberit Mapress	8351.022 (22)	8351.028 (28)	8351.035 (35)	8351.042 (42)	8351.054 (54)
8356	Viega Sanpress	8356.022 (22)	8356.028 (28)	8356.035 (35)	8356.042 (42)	8356.054 (54)
4700	JRG Sanipex MT	4700.124 (26)	4700.130 (32)	4700.136 (40)	4700.138 (50)	4700.142 (63)
8204	Verschraubung verzinkt Union galvanized	8204.320 (3/4")	8204.400 (1")	8204.480 (11/4")	8204.560 (11/2")	8204.640 (2")
8331	Verschraubung Rotguss Union bronze	8331.320 (3/4")	8331.400 (1")	8331.480 (11/4")	8331.560 (11/2")	8331.640 (2")
8333	Verschraubung Rotguss Union bronze	8333.322 (3/4")	8333.400 (1")	-	-	-
	iFIT	762 101 283 (25/32)	762 101 284 (25/32)	-	-	-
	Instaflex	761 069 689 (25)	761 069 692 (32)	761 069 695 (40)	761 069 697 (50)	761 069 699 (63)
8360	Muffenverschraubung Socket union	8360.020 (1")	8360.025 (11/4")	8360.032 (11/2")	8360.040 (13/4")	8360.050 (23/8")

JRG Valves
JRG Armaturen

Technical Data

Materials
Gunmetal, EPDM gaskets

Dimension range
DN15 – DN 100

Jointing technology
ISO threads & unions, V- & M-press shape, flange, systems from GF JRG

Operating pressure
to 25 bar

Operating temperature
0°C to +90°C

Technische Daten

Werkstoffe
Rotguss, EPDM-Dichtungen

Dimensionsbereich
DN15 – DN 100

Verbindungstechnologie
ISO-Gewinde, V-/M-Presskontur, Flansche, Systeme von GF JRG

Betriebsdruck
bis 25 bar

Betriebstemperatur
0°C bis +90°C

Advantages

- Free of water pockets
- Corrosion resistant gunmetal
- Extensive range of valve types

Vorteile

- Totraumfreie Konstruktion
- Korrosionsbeständiger Rotguss
- Umfangreiches Produktportfolio mit unterschiedlichsten Ventil-Typen

JRG Valves
JRG Armaturen

Safety valves
Sicherheitsventile

1025

JRGARANT Safety valve

- Material: gunmetal
- Factory setting: 600 kPa (6 bar)
- Connection: inlet male thread, outlet female thread

JRGARANT Sicherheitsventil

- Werkstoff: Rotguss
- Werkseinstellung: 600kPa (6 bar)
- Anschluss: Eingang Aussengewinde, Abgang Innengewinde

GN (inch)	DN (mm)	JRG Code	GF Code	SP	Weight (kg)
½	15	**1025.240**	**350 599 481**	1	0.325
¾	20	**1025.320**	**350 599 581**	1	0.370
1	25	**1025.400**	**350 599 610**	1	0.620

GN (inch)	DN (mm)	d1 R (inch)	d2 Rp (inch)	h1 (mm)	h2 (mm)	l1 (mm)	l2 (mm)	PN (bar)	Temperature (°C)	z (mm)
½	15	½	½	28	60	38	47	10	90	15
¾	20	¾	¾	32	62	41	48	10	90	17
1	25	1	1	39	65	46	49	10	90	22

1028

JRGARANT Safety valve

- Material: gunmetal
- Factory setting: available between 100 - 1000 kPa (1 - 10 bar)
- Connection: inlet male thread, outlet female thread

JRGARANT Sicherheitsventil

- Werkstoff: Rotguss
- Auslieferzustand: Individuell zwischen 100 - 1000 kPa (1 - 10 bar)
- Anschluss: Eingang Aussengewinde, Abgang Innengewinde

GN (inch)	DN (mm)	JRG Code	GF Code	SP	Weight (kg)
½	15	**1028.240**	**350 599 944**	1	0.400
¾	20	**1028.320**	**350 599 945**	1	0.684
1	25	**1028.400**	**350 599 946**	1	0.684

GN (inch)	DN (mm)	d1 R (inch)	d2 Rp (inch)	h1 (mm)	h2 (mm)	l1 (mm)	l2 (mm)	PN (bar)	Temperature (°C)	z (mm)
½	15	½	½	28	81	38	38	10	90	15
¾	20	¾	¾	32	81	41	68	10	90	17
1	25	1	1	39	85	46	69	10	90	22

Accessories
Zubehör

8740

Tee

- Material: gunmetal, EPDM
- Connection: passage female/male thread, outlet female thread

T-Stück

- Werkstoff: Rotguss, EPDM
- Anschluss: Übergang Innen-/Aussengewinde, Abgang Innengewinde

DN (mm)	JRG Code	GF Code	SP	Weight (kg)	d1 G (inch)	d2 G (inch)	d3 Rp (inch)	h1 (mm)	h2 (mm)	l (mm)	z (mm)	⬡
40	**8740.040**	**350 895 540**	1	0.630	1 ¾	1 ¾	1	54	53	42	25	48
50	**8740.050**	**350 895 550**	1	0.990	2 ⅜	2 ⅜	1	57	55	47	30	58

8225

Water-drip nozzles

- Description: to safety valves
- Material: plastic
- Connection: male thread

Tropfwasser-Stutzen

- Beschreibung: zu Sicherheitsventilen
- Werkstoff: Kunststoff
- Anschluss: Aussengewinde

GN (inch)	DN (mm)	JRG Code	GF Code	SP	Weight (kg)	d G (inch)	d1 (mm)	d2 (mm)	h (mm)
½	15	**8225.240**	**350 781 907**	1	0.013	½	15	21	85
¾	20	**8225.320**	**350 781 908**	1	0.017	¾	20	27	83
1	25	**8225.400**	**350 781 910**	1	0.024	1	25	34	78

Spare parts
Ersatzteile

1045

JRGARANT Upper part, PN 10 (from 2008)

- Description: to 1025, 1028, 1630, 1631, 2190, 2191
- Material: metal
- Factory setting: 600 kPa (6 bar)

JRGARANT Oberteil, PN 10 (ab 2008)

- Beschreibung: zu 1025, 1028, 1630, 1631, 2190, 2191
- Werkstoff: Metall
- Werkseinstellung: 600kPa (6 bar)

GN (inch)	JRG Code	GF Code	SP	Weight (kg)	d1	l1 (mm)	l2 (mm)
½ - ¾	**1045.320**	**350 599 980**	1	0.170	TR30x1.5	47	70
1	**1045.400**	**350 599 940**	1	0.282	TR36x1.5	47	76

1045

JRGARANT Upper part, PN 10, chromium-plated (from 2008)

- Description: to 1025, 1028, 1630, 1631, 2190, 2191
- Material: metal
- Factory setting: 600 kPa (6 bar)

JRGARANT Oberteil, PN 10, verchromt (ab 2008)

- Beschreibung: zu 1025, 1028, 1630, 1631, 2190, 2191
- Werkstoff: Metall
- Werkseinstellung: 600kPa (6 bar)

GN (inch)	JRG Code	GF Code	SP	Weight (kg)	d1	l1 (mm)	l2 (mm)
½ - ¾	**1045.321**	**350 599 928**	1	0.170	TR30x1.5	47	70

1048

JRGARANT Upper part, PN 10 (from 2008)

- Description: to 1025, 1028, 1630, 1631, 2190, 2191
- Material: metal
- Factory setting: available between 100 - 1000 kPa (1 - 10 bar)

JRGARANT Oberteil, PN 10 (ab 2008)

- Beschreibung: zu 1025, 1028, 1630, 1631, 2190, 2191
- Werkstoff: Metall
- Auslieferzustand: Individuell zwischen 100 - 1000 kPa (1 - 10 bar)

GN (inch)	JRG Code	GF Code	SP	Weight (kg)	d1	l1 (mm)	l2 (mm)
½ - ¾	**1048.320**	**350 599 952**	1	0.233	TR30x1.5	47	97
1	**1048.400**	**350 599 953**	1	0.340	TR36x1.5	47	102

1048

JRGARANT Upper part, PN 10, chromium-plated (from 2008)

- Description: to 1025, 1028, 1630, 1631, 2190, 2191
- Material: metal
- Factory setting: available between 100 - 1000 kPa (1 - 10 bar)

JRGARANT Oberteil, PN 10, verchromt (ab 2008)

- Beschreibung: zu 1025, 1028, 1630, 1631, 2190, 2191
- Werkstoff: Metall
- Auslieferzustand: Individuell zwischen 100 - 1000 kPa (1 - 10 bar)

GN (inch)	JRG Code	GF Code	SP	Weight (kg)	d1	l1 (mm)	l2 (mm)
½ - ¾	**1048.321**	**350 599 955**	1	0.233	TR30x1.5	47	70

1040

JRGARANT Upper part, PN 10 (until 2008)

- Description: to 1020, 1030, 1503, 5110, 5112, 1620, 1621, 2160, 2161, 2171, 2100, 2103, 2110, 2130, 2133, 2140
- Material: plastic

JRGARANT Oberteil, PN 10 (bis 2008)

- Beschreibung: zu 1020, 1030, 1503, 5110, 5112, 1620, 1621, 2160, 2161, 2171, 2100, 2103, 2110, 2130, 2133, 2140
- Werkstoff: Kunststoff

GN-GN (mm)	JRG Code	GF Code	SP	Weight (kg)	d1
½ - ¾	**1040.240**	**350 599 902**	1	0.075	M36x1.5

1045

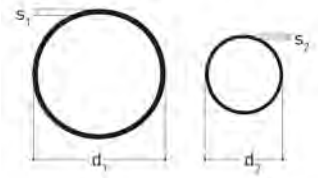

O-Ring Kit (from 2008)

- Description: to JRGARANT
- Material: EPDM

O-Ring Set (ab 2008)

- Beschreibung: zu JRGARANT
- Material: EPDM

GN (inch)	JRG Code	GF Code	SP	Weight (kg)	d1 (mm)	S1 (mm)	d2 (mm)	S2 (mm)
½ - ¾	**1045.001**	**350 599 937**	1	0.003	26	2	16	2
1	**1045.002**	**350 599 938**	1	0.003	32	2	23	2

Pressure reducing valves
Druckreduzierventile

1140

JRGURED pressure reducing valve, PN 16

- Temperature: max. 70°C
- Material: gunmetal, stainless steel, EPDM
- Factory setting: 400 kPa (4 bar)
- Secondary pressure: 150 - 600 kPa (1.5 - 6 bar)
- *Special version on request: 650 - 1000 kPa (6.5 - 10 bar)
- Connection: flange, manometer

JRGURED Druckminderer, PN 16

- Temperatur: max. 70°C
- Werkstoff: Rotguss, Chromnickelstahl, EPDM
- Auslieferzustand: 400 kPa (4 bar)
- Sekundärdruck: 150 - 600 kPa (1.5 - 6 bar)*
- *Spezialausführung auf Anfrage: 650 - 1000 kPa (6.5 - 10 bar)
- Anschluss: Flange, Manometer

DN (mm)	JRG Code	GF Code	SP	Weight (kg)	d1 (mm)	d2 (mm)	h1 (mm)	h2 (mm)	l1 (mm)	l2 (mm)	○
65	**1140.065**	**350 542 301**	1	32.000	65	187	128	340	290	145	4
80	**1140.080**	**350 542 401**	1	40.000	80	217	144	405	310	155	8
100	**1140.100**	**350 542 501**	1	55.000	100	257	166	465	350	175	8

1300

JRGURED pressure reducing valve, PN 25

- Temperature: max. 30°C
- Material: gunmetal, stainless steel, EPDM, plastic
- Factory setting: 400 kPa (4 bar)
- Secondary pressure: 200 - 600 kPa (2 - 6 bar)
- Connection: manometer
- Consisting of: unions

JRGURED Druckminderer, PN 25

- Temperatur: max. 30°
- Werkstoff: Rotguss, Chromnickelstahl, EPDM, Kunststoff
- Auslieferzustand: 400 kPa (4 bar)
- Sekundärdruck: 200 - 600 kPa (2 - 6bar)
- Anschluss: Manometer
- Bestehend aus: Verschraubungen

GN (inch)	DN (mm)	JRG Code	GF Code	SP	Weight (kg)
½	15	**1300.240**	**350 731 001**	1	0.742
¾	20	**1300.320**	**350 731 101**	1	0.970
1	25	**1300.400**	**350 731 201**	1	1.600
1 ¼	32	**1300.480**	**350 731 301**	1	2.423
1 ½	40	**1300.560**	**350 731 401**	1	4.050
2	50	**1300.640**	**350 731 501**	1	6.425
2 ½	65	**1300.720**	**350 734 601**	1	7.300

GN (inch)	DN (mm)	d1 R (inch)	d2 G (inch)	d3 Rp (inch)	d4 (mm)	h1 (mm)	h2 (mm)	l1 (mm)	l2 (mm)	z (mm)	⬡
½	15	½	¾	⅛	54	34	79	130	25	40	5
¾	20	¾	1	⅛	60	42	86	142	29	43	5
1	25	1	1 ¼	¼	72	52	110	167	34	50	6
1 ¼	32	1 ¼	1 ½	¼	80	64	121	196	38	60	6
1 ½	40	1 ½	1 ¾	¼	96	80	157	222	39	73	8
2	50	2	2 ⅜	¼	105	98	172	268	47	88	8
2 ½	65	2 ½	3	¼	105	98	172	292	56	90	8

1303

JRGURED pressure reducing valve, PN 25

- Temperature: max. 30°C
- Material: gunmetal, stainless steel, EPDM, plastic
- Factory setting: 400 kPa (4 bar)
- Secondary pressure: 200 - 600 kPa (2 - 6 bar)
- Connection: manometer

JRGURED Druckminderer, PN 25

- Temperatur: max. 30°
- Werkstoff: Rotguss, Chromnickelstahl, EPDM, Kunststoff
- Auslieferzustand: 400 kPa (4 bar)
- Sekundärdruck: 200 - 600 kPa (2 - 6bar)
- Anschluss: Manometer

GN (inch)	DN (mm)	JRG Code	GF Code	SP	Weight (kg)
½	15	**1303.015**	**350 712 301**	1	0.620
¾	20	**1303.020**	**350 712 401**	1	0.770
1	25	**1303.025**	**350 712 501**	1	1.340
1 ¼	32	**1303.032**	**350 712 601**	1	1.800
1 ½	40	**1303.040**	**350 712 701**	1	3.400
2	50	**1303.050**	**350 712 801**	1	4.900
2 ½	65	**1303.065**	**350 734 701**	1	5.200

table continued on the next page

GN (inch)	DN (mm)	d2 G (inch)	d3 Rp (inch)	d4 (mm)	h1 (mm)	h2 (mm)	l1 (mm)	z (mm)	⬡
½	15	¾	⅛	54	34	79	80	40	5
¾	20	1	⅛	60	42	86	85	43	5
1	25	1 ¼	¼	72	52	110	100	50	6
1 ¼	32	1 ½	¼	80	64	121	120	60	6
1 ½	40	1 ¾	¼	96	80	157	145	73	8
2	50	2 ⅜	¼	105	98	172	175	88	8
2 ½	65	3	¼	105	98	172	180	90	8

1310



JRGURED pressure reducing valve, PN 25

- Temperature: max. 70°C
- Material: gunmetal, stainless steel, EPDM, plastic
- Factory setting: 400 kPa (4 bar)
- Secondary pressure: 200 - 600 kPa (2 - 6 bar)
- Connection: manometer
- Consisting of: unions

JRGURED Druckminderer, PN 25

- Temperatur: max. 70°C
- Werkstoff: Rotguss, Chromnickelstahl, EPDM, Kunststoff
- Auslieferzustand: 400 kPa (4 bar)
- Sekundärdruck: 200 - 600 kPa (2 - 6bar)
- Anschluss: Manometer
- Bestehend aus: Verschraubungen

GN (inch)	DN (mm)	JRG Code	GF Code	SP	Weight (kg)
½	15	**1310.240**	**350 731 601**	1	0.780
¾	20	**1310.320**	**350 731 701**	1	1.040
1	25	**1310.400**	**350 731 801**	1	1.800
1 ¼	32	**1310.480**	**350 731 901**	1	2.640
1 ½	40	**1310.560**	**350 732 001**	1	4.500
2	50	**1310.640**	**350 732 101**	1	6.878
2 ½	65	**1310.720**	**350 734 801**	1	7.960

GN (inch)	DN (mm)	d1 R (inch)	d2 G (inch)	d3 Rp (inch)	d4 (mm)	h1 (mm)	h2 (mm)	l1 (mm)	l2 (mm)	z (mm)	⬡
½	15	½	¾	⅛	52	29	79	130	25	40	5
¾	20	¾	1	⅛	58	36	86	142	29	43	5
1	25	1	1 ¼	¼	70	52	110	167	34	50	6
1 ¼	32	1 ¼	1 ½	¼	77	64	121	196	38	60	6
1 ½	40	1 ½	1 ¾	¼	94	80	157	222	39	73	8
2	50	2	2 ⅜	¼	103	98	172	268	47	88	8
2 ½	65	2 ½	3	¼	103	98	172	292	56	90	8

1320



JRGURED pressure reducing valve, PN 25

- Temperature: max. 70°C
- Material: gunmetal, stainless steel, EPDM, plastic
- Factory setting: 200 kPa (2 bar)
- Secondary pressure: 50 - 200 kPa (0.5 - 2 bar)
- Connection: manometer
- Consisting of: unions

JRGURED Druckminderer, PN 25

- Temperatur: max. 70°C
- Werkstoff: Rotguss, Chromnickelstahl, EPDM, Kunststoff
- Werkseinstellung: 200 kPa (2 bar)
- Sekundärdruck: 50 - 200 kPa (0.5 - 2 bar)
- Anschluss: Manometer
- Bestehend aus: Verschraubungen

GN (inch)	DN (mm)	JRG Code	GF Code	SP	Weight (kg)
½	15	**1320.240**	**350 734 001**	1	0.760
¾	20	**1320.320**	**350 734 101**	1	0.940
1	25	**1320.400**	**350 734 201**	1	1.730
1 ¼	32	**1320.480**	**350 734 301**	1	2.540
1 ½	40	**1320.560**	**350 734 401**	1	4.290
2	50	**1320.640**	**350 734 501**	1	6.530
2 ½	65	**1320.720**	**350 735 001**	1	7.690

GN (inch)	DN (mm)	d1 R (inch)	d2 G (inch)	d3 Rp (inch)	d4 (mm)	h1 (mm)	h2 (mm)	l1 (mm)	l2 (mm)	z (mm)	⬡
½	15	½	¾	⅛	52	29	79	130	25	40	5
¾	20	¾	1	⅛	58	36	86	142	29	43	5
1	25	1	1 ¼	¼	70	52	110	167	34	50	6
1 ¼	32	1 ¼	1 ½	¼	77	64	121	196	38	60	6
1 ½	40	1 ½	1 ¾	¼	94	80	157	222	39	73	8
2	50	2	2 ⅜	¼	103	98	172	268	47	88	8
2 ½	65	2 ½	3	¼	103	98	172	292	56	90	8

1330



JRGURED pressure reducing valve, PN 25

- Temperature: max. 70°C
- Material: gunmetal, stainless steel, EPDM, plastic
- Factory setting: 600 kPa (6 bar)
- Secondary pressure: 600 - 1000 kPa (6 - 10 bar)
- Connection: manometer
- Consisting of: unions

JRGURED Druckminderer, PN 25

- Temperatur: max. 70°C
- Werkstoff: Rotguss, Chromnickelstahl, EPDM, Kunststoff
- Werkseinstellung: 600kPa (6 bar)
- Sekundärdruck: 600 - 1000 kPa (6 - 10 bar)
- Anschluss: Manometer
- Bestehend aus: Verschraubungen

GN (inch)	DN (mm)	JRG Code	GF Code	SP	Weight (kg)
½	15	**1330.240**	**350 732 801**	1	0.730
¾	20	**1330.320**	**350 732 901**	1	1.020
1	25	**1330.400**	**350 733 001**	1	1.870
1 ¼	32	**1330.480**	**350 733 101**	1	2.700
1 ½	40	**1330.560**	**350 733 201**	1	4.590
2	50	**1330.640**	**350 733 301**	1	7.050
2 ½	65	**1330.720**	**350 735 201**	1	8.320

table continued on the next page



GN (inch)	DN (mm)	d1 R (inch)	d2 G (inch)	d3 Rp (inch)	d4 (mm)	h1 (mm)	h2 (mm)	l1 (mm)	l2 (mm)	z (mm)	⬡
½	15	½	¾	⅛	52	29	79	130	25	40	5
¾	20	¾	1	⅛	58	36	86	142	29	43	5
1	25	1	1 ¼	¼	70	52	110	167	34	50	6
1 ¼	32	1 ¼	1 ½	¼	77	64	121	196	38	60	6
1 ½	40	1 ½	1 ¾	¼	94	80	157	222	39	73	8
2	50	2	2 ⅜	¼	103	98	172	268	47	88	8
2 ½	65	2 ½	3	¼	103	98	172	292	56	90	8

Accessories
Zubehör

1135

JRGURED Connecting piece

- Material: brass
- Connection: male thread

JRGURED Passstück

- Werkstoff: Messing
- Anschluss: Aussengewinde

GN (inch)	DN (mm)	JRG Code	GF Code	SP	Weight (kg)	d1 G (inch)	l1 (mm)
½	15	**1135.240**	**350 344 701**	1	0.050	¾	80
¾	20	**1135.320**	**350 344 801**	1	0.208	1	85
1	25	**1135.400**	**350 344 901**	1	0.333	1 ¼	100
1 ¼	32	**1135.480**	**350 345 001**	1	0.390	1 ½	120
1 ½	40	**1135.560**	**350 345 101**	1	0.663	1 ¾	145
2	50	**1135.640**	**350 345 201**	1	1.200	2 ⅜	175
2 ½	65	**1135.720**	**350 678 801**	1	3.110	3	180

1136

JRGURED Adapter piece

- Material: gunmetal, brass, EPDM

JRGURED Anschlussstück

- Werkstoff: Rotguss, Messing, EPDM

GN (inch)	DN (mm)	JRG Code	GF Code	SP	Weight (kg)	d1 G (inch)	d2 G (inch)	l1 (mm)	l2 (mm)
½	15	**1136.240**	**350 496 701**	1	0.030	¾	¾	20	8
¾	20	**1136.320**	**350 496 801**	1	0.320	1	1	30	9
1	25	**1136.400**	**350 496 901**	1	0.270	1 ¼	1 ¼	40	11
1 ¼	32	**1136.480**	**350 497 001**	1	0.408	1 ½	1 ½	53	12
1 ½	40	**1136.560**	**350 497 101**	1	0.547	1 ¾	1 ¾	58	12
2	50	**1136.640**	**350 497 201**	1	1.630	2 ¼	2 ⅜	58	14
2 ½	65	**1136.720**	**350 594 601**	1	1.500	3	3	85	20

1146



JRGURED Adapter piece

- Description: for 1430/1440 to 1140
- Material: gunmetal
- Consisting of: special screws, flat gasket

JRGURED Übergangsstück

- Beschreibung: für 1430/1440 zu 1140
- Werkstoff: Rotguss
- Bestehend aus: Spezial Schrauben, Flachdichtung

DN (mm)	JRG Code	GF Code	SP	Weight (kg)	d1 (mm)	d2 (mm)	l1 (mm)	s (mm)	○
65	**1146.065**	**355 635 903**	1	4.100	65	127	92	M16x150	4
80	**1146.080**	**355 635 904**	1	6.200	80	142	102	M16x160	8

8101

Manometer valve, PN 16

- Description: to 1300-1333 (1/2+3/4) / 1353-1363 (1/2+3/4)
- Temperature: max. 100°C
- Material: brass

Manometerventil, PN 16

- Beschreibung: zu 1300-1333 (1/2+3/4) / 1353-1363 (1/2+3/4)
- Temperatur: max. 100°C
- Werkstoff: Messing

GN (inch)	DN (mm)	JRG Code	GF Code	SP	Weight (kg)	d1 R (inch)	d2 Rp (inch)	l (mm)
⅛	6	**8101.010**	**350 260 502**	5	0.090	⅛	¼	25

8102

Manometer valve, PN 16

- Description: to 1300-1333 (1-21/2) / 1353-1363
- Temperature: max. 100°C
- Material: brass

Manometerventil, PN 16

- Beschreibung: zu 1300-1333 (1-21/2) / 1353-1363
- Temperatur: max. 100°C
- Werkstoff: Messing

GN (inch)	DN (mm)	JRG Code	GF Code	SP	Weight (kg)	d1 R (inch)	d2 Rp (inch)	l (mm)
¼	8	**8102.010**	**350 260 503**	5	0.120	¼	¼	30

8103

Manometer valve, PN 16

- Description: to 1140-1142 (DN 65/80/100)
- Temperature: max. 100°C
- Material: brass

Manometerventil, PN 16

- Beschreibung: zu 1140-1142 (DN 65/80/100)
- Temperatur: max. 100°C
- Werkstoff: Messing

GN (inch)	DN (mm)	JRG Code	GF Code	SP	Weight (kg)	d1 R (inch)	d2 Rp (inch)	l (mm)
¼	8	**8103.010**	**350 260 504**	5	0.170	¼	¼	60

8104

Manometer valve, PN 16

- Temperature: max. 100°C
- Material: brass

Manometerventil, PN 16

- Temperatur: max. 100°C
- Werkstoff: Messing

GN (inch)	DN (mm)	JRG Code	GF Code	SP	Weight (kg)	d1 R (inch)	d2 Rp (inch)	l (mm)
¼	8	**8104.010**	**350 260 505**	5	0.205	¼	¼	80

8106

Manometer

- Temperature: max. 60°C

Manometer

- Temperatur: max. 60°C

GN (inch)	DN (mm)	JRG Code	GF Code	SP	Weight (kg)	d (mm)	d1 R (inch)	l (mm)	l1 (mm)	PN (bar)
⅛	6	**8106.040**	**350 585 901**	1	0.066	40	⅛	46	10	0 - 12
¼	8	**8106.080**	**350 342 601**	1	0.079	50	¼	48	12	0 - 12

8107

Manometer

- Temperature: max. 60°C

Manometer

- Temperatur: max. 60°C

GN (inch)	DN (mm)	JRG Code	GF Code	SP	Weight (kg)	d (mm)	d1 R (inch)	h (mm)	h1 (mm)	PN (bar)
¼	8	**8107.080**	**350 678 901**	1	0.100	40	¼	38	12	0 - 12
¼	8	**8107.081**	**350 110 601**	1	0.067	50	¼	44	12	0 - 12
¼	8	**8107.082**	**350 110 602**	1	0.120	50	¼	44	12	0 - 25
¼	8	**8107.083**	**350 544 702**	1	0.142	63	¼	52	12	0 - 12
¼	8	**8107.084**	**350 544 701**	1	0.142	63	¼	52	12	0 - 25

8108

Manometer

- Consisting of: indicator

Manometer

- Bestehend aus: Stellzeiger

GN (inch)	DN (mm)	JRG Code	GF Code	SP	Weight (kg)	d (mm)	d1 R (inch)	h (mm)	h1 (mm)	PN (bar)
¼	8	**8108.080**	**350 794 801**	1	0.143	63	¼	50	12	0 - 15

8109



Manometer

- Consisting of: indicator

Manometer

- Bestehend aus: Stellzeiger

GN (inch)	DN (mm)	JRG Code	GF Code	SP	Weight (kg)	d (mm)	d1 R (inch)	l (mm)	l1 (mm)	PN (bar)
¼	8	**8109.080**	**350 581 101**	1	0.095	63	¼	48	12	0 - 15

8299

Screw connection

- Description: to 1130, long version can be cutted to length
- Material: brass
- Connection: male thread

Rohrverschraubung

- Beschreibung: zu 1130, lange Ausführung ist ablängbar
- Werkstoff: Messing
- Anschluss: Aussengewinde

GN (inch)	DN (mm)	JRG Code	GF Code	SP	Weight (kg)	d1 R (inch)	d2 G (inch)	l1 (mm)	l2 (mm)	Z (mm)
½	15	**8299.240**	**355 583 001**	1	0.160	½	¾	107	6	15
¾	20	**8299.320**	**355 583 201**	1	0.255	¾	1	121	7	16
1	25	**8299.400**	**355 583 801**	1	0.440	1	1 ¼	138	8	18
1 ¼	32	**8299.480**	**355 584 001**	1	0.760	1 ¼	1 ½	165	9	19
1 ½	40	**8299.560**	**355 584 201**	1	1.060	1 ½	1 ¾	175	10	21
2	50	**8299.640**	**355 584 401**	1	1.160	2	2 ⅜	122	11	25
2 ½	65	**8299.720**	**355 584 601**	1	1.830	2 ½	3	155	14	31

Spare parts
Ersatzteile

JRGURED spare parts
Ersatzteile für 1300 - 1330

Ersatzteile für/Piéces de rechange pour/Pezzi di ricambio per 1300 – 1330

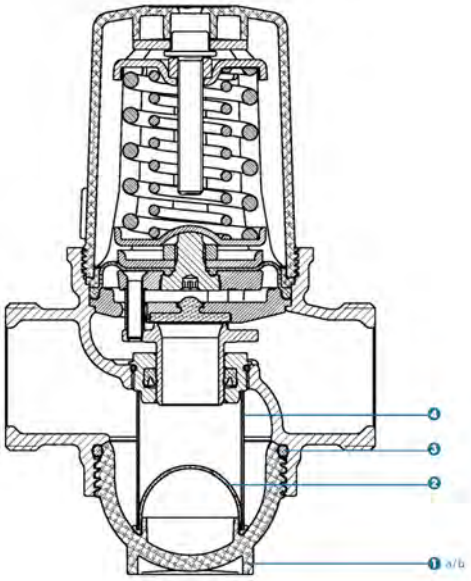

1 a Filterbecher aus Rotguss/Cuve de filtre en bronze/Tazza in bronzo
1 b Filterbecher aus Kunststoff/Cuve de filtre transparente/Tazza trasparente in materia sintetica
2 Dampfermembrane/Membrane/Membrana regolatrice EPDM
3 O-Ring/O-Ring/O-Ring EPDM
4 Filtereinsatz/Filtre grossier/Elemento filtrante

+GF+

(1a) Filter cup

- Material: gunmetal

(1a) Filterbecher

- Werkstoff: Rotguss

GN (inch)	d (mm)	h (mm)	GF Code
½	32	17.5	**350 722 102**
¾	40	21.5	**350 722 202**
1	50	33.0	**350 722 302**
1 ¼	62	43.0	**350 722 402**
1 ½	77	56.0	**350 722 501**
2 / 2 ½	94	66.0	**350 722 601**

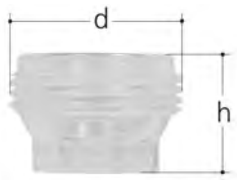

(1b) Filter cup

- Material: plastic

(1b) Filterbecher

- Werkstoff: Kunststoff

GN (inch)	d (mm)	h (mm)	GF Code
½	32	22.5	**350 722 702**
¾	40	28.0	**350 722 802**
1	50	33.0	**350 722 902**
1 ¼	62	43.0	**350 723 002**
1 ½	77	56.0	**350 723 102**
2 / 2 ½	94	66.0	**350 723 202**

(2) Damper membrane

- Material: EPDM

(2) Dämpfermembrane

- Material: EPDM

GN (inch)	d (mm)	GF Code
½	19	**350 719 911**
¾	24	**350 719 912**
1	30	**350 719 913**
1 ¼	37	**350 719 914**

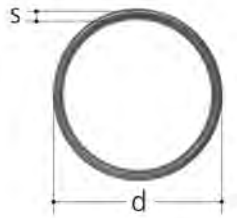

(3) O-Ring

- Material: EPDM

(3) O-Ring

- Material: EPDM

GN (inch)	d1 (mm)	S1 (mm)	GF Code
½	28.2	2.6	**350 981 123**
¾	36.8	2.6	**350 981 127**
1	44.4	3.5	**350 981 222**
1 ¼	56.7	3.5	**350 981 228**
1 ½	69.2	5.3	**350 981 616**
2 / 2 ½	88.2	5.3	**350 981 622**



(4) Strainer

(4) Filtereinsatz

GN (inch)	d1 (mm)	h (mm)	GF Code
½	15.7	21.0	**350 720 301**
¾	20.9	28.0	**350 720 401**
1	26.0	35.5	**350 720 501**
1 ¼	33.3	45.0	**350 720 601**
1 ½	40.0	56.0	**350 720 701**
2 / 2 ½	50.0	70.0	**350 720 801**

House water stations
Hauswasserstationen

1350

JRGURED Combi house water station, PN 16

- Temperature: max. 30°C
- Material: gunmetal, stainless steel, EPDM, plastic
- Factory setting: 400 kPa (4 bar)
- Secondary pressure: 200 - 600 kPa (2 - 6 bar)
- Connection: male thread
- Consisting of: combined pressure reducing valve, fine filter, unions

JRGURED Combi Hauswasserstation, PN 16

- Temperatur: max. 30°
- Werkstoff: Rotguss, Chromnickelstahl, EPDM, Kunststoff
- Auslieferzustand: 400 kPa (4 bar)
- Sekundärdruck: 200 - 600 kPa (2 - 6bar)
- Anschluss: Aussengewinde
- Bestehend aus: Kombinierter Druckminderer, Feinfilter, Verschraubungen

GN (inch)	DN (mm)	JRG Code	GF Code	SP	Weight (kg)
1	25	**1350.400**	**350 690 401**	1	4.290
1 ¼	32	**1350.480**	**350 690 402**	1	4.910
1 ½	40	**1350.560**	**350 690 403**	1	4.670
2	50	**1350.640**	**350 690 404**	1	8.910

GN (inch)	DN (mm)	d1 R (inch)	d2 G (inch)	d3 Rp (inch)	d4 (mm)	h1 (mm)	h2 (mm)	l1 (mm)	l2 (mm)	z (mm)	⬡	µm
1	25	1	1 ¼	¼	122	390	110	167	34	50	6	100
1 ¼	32	1 ¼	1 ½	¼	122	393	120	196	38	60	6	100
1 ½	40	1 ½	1 ¾	¼	130	403	157	223	39	73	8	100
2	50	2	2 ⅜	¼	130	415	172	269	47	88	8	100

1353

JRGURED Combi house water station, PN 16

- Temperature: max. 30°C
- Material: gunmetal, stainless steel, EPDM, plastic
- Factory setting: 400 kPa (4 bar)
- Secondary pressure: 200 - 600 kPa (2 - 6 bar)
- Connection: male thread
- Consisting of: combined pressure reducing valve, fine filter

JRGURED Combi Hauswasserstation, PN 16

- Temperatur: max. 30°
- Werkstoff: Rotguss, Chromnickelstahl, EPDM, Kunststoff
- Auslieferzustand: 400 kPa (4 bar)
- Sekundärdruck: 200 - 600 kPa (2 - 6bar)
- Anschluss: Aussengewinde
- Bestehend aus: Kombinierter Druckminderer, Feinfilter

GN (inch)	DN (mm)	JRG Code	GF Code	SP	Weight (kg)
1	25	**1353.025**	**350 690 501**	1	3.950
1 ¼	32	**1353.032**	**350 690 502**	1	4.360
1 ½	40	**1353.040**	**350 690 503**	1	6.100
2	50	**1353.050**	**350 690 504**	1	7.660

table continued on the next page

GN (inch)	DN (mm)	d2 G (inch)	d3 Rp (inch)	d4 (mm)	h1 (mm)	h2 (mm)	l1 (mm)	z (mm)	⬡	µm
1	25	1 ¼	¼	122	390	110	100	50	6	100
1 ¼	32	1 ½	¼	122	393	120	120	60	6	100
1 ½	40	1 ¾	¼	130	403	157	146	73	8	100
2	50	2 ⅜	¼	130	415	172	176	88	8	100

1360

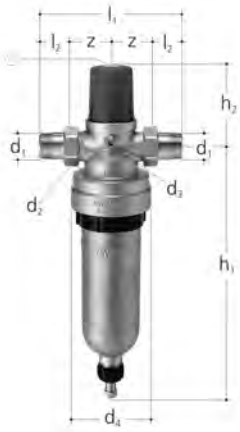

JRGURED Combi house water station, PN 25

- Temperature: max. 30°C
- Material: gunmetal, stainless steel, EPDM, plastic
- Factory setting: 400 kPa (4 bar)
- Secondary pressure: 200 - 600 kPa (2 - 6 bar)
- Connection: male thread
- Consisting of: combined pressure reducing valve, fine filter

JRGURED Combi Hauswasserstation, PN 25

- Temperatur: max. 30°
- Werkstoff: Rotguss, Chromnickelstahl, EPDM, Kunststoff
- Auslieferzustand: 400 kPa (4 bar)
- Sekundärdruck: 200 - 600 kPa (2 - 6bar)
- Anschluss: Aussengewinde
- Bestehend aus: Kombinierter Druckminderer, Feinfilter

GN (inch)	DN (mm)	JRG Code	GF Code	SP	Weight (kg)
1	25	**1360.400**	**350 690 601**	1	7.220
1 ¼	32	**1360.480**	**350 690 602**	1	7.820
1 ½	40	**1360.560**	**350 690 603**	1	9.670
2	50	**1360.640**	**350 690 604**	1	11.000

GN (inch)	DN (mm)	d1 R (inch)	d2 G (inch)	d3 Rp (inch)	d4 (mm)	h1 (mm)	h2 (mm)	l1 (mm)	l2 (mm)	z (mm)	⬡	µm
1	25	1	1 ¼	¼	122	390	110	167	34	50	6	100
1 ¼	32	1 ¼	1 ½	¼	122	393	120	196	38	60	6	100
1 ½	40	1 ½	1 ¾	¼	130	403	157	223	39	73	8	100
2	50	2	2 ⅜	¼	130	415	172	269	47	88	8	100

1370

JRG CleanLine Combi, PN 16

- Temperature: max. 30°C
- Material: gunmetal, stainless steel, EPDM, plastic
- Factory setting: 400 kPa (4 bar)
- Secondary pressure: 200 - 600 kPa (2 - 6 bar)
- Connection: male thread
- Consisting of: combined pressure reducing valve, back flush fine filter

JRG CleanLine Combi, PN 16

- Temperatur: max. 30°
- Werkstoff: Rotguss, Chromnickelstahl, EPDM, Kunststoff
- Auslieferzustand: 400 kPa (4 bar)
- Sekundärdruck: 200 - 600 kPa (2 - 6bar)
- Anschluss: Aussengewinde
- Bestehend aus: Kombinierter Druckminderer, rückspülbarer Feinfilter

DN (mm)	JRG Code	GF Code	SP	Weight (kg)
25	**1370.025**	**350 690 932**	1	2.580
32	**1370.032**	**350 690 933**	1	2.940

DN (mm)	d2 G (inch)	d3 Rp (inch)	d4 (mm)	h1 (mm)	h2 (mm)	l1 (mm)	l2 (mm)	l3 (mm)	⬡	µm
25	1 ¼	¼	99	221	110	100	125	60	6	100
32	1 ½	¼	99	224	120	120	125	60	6	100

1371

JRG CleanLine Combi, PN 16

- Temperature: max. 30°C
- Material: gunmetal, stainless steel, EPDM, plastic
- Factory setting: 400 kPa (4 bar)
- Secondary pressure: 200 - 600 kPa (2 - 6 bar)
- Connection: male thread
- Consisting of: combined pressure reducing valve, automatic backwash unit, back flush fine filter

JRG CleanLine Combi, PN 16

- Temperatur: max. 30°
- Werkstoff: Rotguss, Chromnickelstahl, EPDM, Kunststoff
- Auslieferzustand: 400 kPa (4 bar)
- Sekundärdruck: 200 - 600 kPa (2 - 6bar)
- Anschluss: Aussengewinde
- Bestehend aus: Kombinierter Druckminderer, Rückspülautomat, rückspülbarer Feinfilter

DN (mm)	JRG Code	GF Code	SP	Weight (kg)
25	**1371.025**	**350 690 840**	1	3.095
32	**1371.032**	**350 690 841**	1	3.430

DN (mm)	d2 G (inch)	d3 Rp (inch)	d4 (mm)	h1 (mm)	h2 (mm)	l1 (mm)	l2 (mm)	l3 (mm)	⬡	µm
25	1 ¼	¼	99	221	110	100	154	60	6	100
32	1 ½	¼	99	224	120	120	154	60	6	100

1380

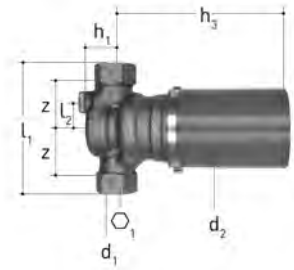

JRGURED UP Pre-installation set, PN 16

- Temperature: max. 70°C (short-term 90°C)
- Material: gunmetal, stainless steel, EPDM, plastic
- Connection: female thread

JRGURED UP Rohbauset, PN 16

- Temperatur: max. 70°C (kurzfristig 90°C)
- Werkstoff: Rotguss, Chromnickelstahl, EPDM, Kunststoff
- Anschluss: Innengewinde

GN (inch)	DN (mm)	JRG Code	GF Code	SP	Weight (kg)
¾	20	**1380.001**	**350 739 016**	1	0.980

GN (inch)	DN (mm)	d1 Rp (inch)	d2 (mm)	h1 (mm)	h3 (mm)	l1 (mm)	l2 (mm)	z (mm)	⬡
¾	20	¾	66	22	64 - 154	110	22	41	32

1380

JRGURED UP pressure reducer gunmetal

- Temperature: max. 70°C (short-term 90°C)
- Material: gunmetal, stainless steel, EPDM, plastic
- Factory setting: 300 kPa (3 bar), adjustment range 250 - 450 kPa (2.5 - 4.5 bar)
- Connection: female thread
- Consisting of: strainer 1'000 µm

JRGURED UP Druckminderer, PN 16

- Temperatur: max. 70°C (kurzfristig 90°C)
- Werkstoff: Rotguss, Chromnickelstahl, EPDM, Kunststoff
- Auslieferzustand: 300 kPa (3 bar), Einstellbereich 250 - 450 kPa (2.5 - 4.5 bar)
- Anschluss: Innengewinde
- Bestehend aus: Grobfilter 1'000 µm

PN (bar)	Thread Type	Size (inch)	DN (mm)	JRG Code	GF Code	SP	Weight (kg)
16	GN	¾	20	**1380.320**	**350 739 001**	1	1.480

d1 Rp (inch)	d2 (mm)	d3 (mm)	h1 (mm)	h2 (mm)	h3 (mm)	h4 (mm)	l1 (mm)	l2 (mm)	z (mm)	⬡1	⬡2	⬡3	⬡4
¾	66	80	22	78	64 - 154	23	110	22	41	32	36	10	6

Accessories
Accessories

1387

JRGURED UP Test adapter set

- Material: gunmetal

JRGURED UP Prüfadapter Set

- Werkstoff: Rotguss

GN (inch)	DN (mm)	JRG Code	GF Code	SP	Weight (kg)	d1 (mm)	d2 (mm)	d3 (mm)	h1 (mm)
¾	20	**1387.320**	**350 739 088**	1	0.090	40	28	19	10

1389

JRGURED UP Spacer

- Description: to 1380, 5900, 5910, 5916, 5925, 5922, 762101227, 762101228
- Material: plastic, EPDM, steel galvanised

JRGURED UP Abstandhalter

- Beschreibung: zu 1380, 5900, 5910, 5916, 5925, 5922, 762101227, 762101228
- Werkstoff: Kunststoff, EPDM, Stahl verzinkt

GN (inch)	DN (mm)	JRG Code	GF Code	SP	Weight (kg)	d (mm)	h (mm)	l1 (mm)	l2 (mm)	b1 (mm)	b2 (mm)
¾	20	**1389.320**	**350 739 097**	1	0.055	6	20	60	80	20	10

1388



JRGURED UP Insulation box

- Description: thermal conductivity 0.047 W/mK
- Material: EPP

JRGURED UP Dämmbox

- Beschreibung: Wärmeleitfähigkeit 0.047 W/mK
- Werkstoff: EPP

l (mm)	b (mm)	h (mm)	JRG Code	GF Code	SP	Weight (kg)
120	82	70	**1388.320**	**350 739 095**	1	0.032

Spare parts
Spare parts

1381

JRGURED UP Cartridge, PN 16

- Temperature: max. 70°C (short-term 90°C)
- Material: gunmetal, stainless steel, EPDM, plastic
- Factory setting: 300 kPa (3 bar), adjustment range 250 - 450 kPa (2.5 - 4.5 bar)
- Consisting of: strainer 1'000 µm

JRGURED UP-Kartusche, PN 16

- Temperatur: max. 70°C (kurzfristig 90°C)
- Werkstoff: Rotguss, Chromnickelstahl, EPDM, Kunststoff
- Auslieferzustand: 300 kPa (3 bar), Einstellbereich 250 - 450 kPa (2.5 - 4.5 bar)
- Bestehend aus: Grobfilter 1'000 µm

GN (inch)	DN (mm)	JRG Code	GF Code	SP	Weight (kg)	d1	d2 (mm)	h1 (mm)	⬡1	⬡2	⬡3
¾	20	**1381.320**	**350 739 084**	1	0.560	M52 x 1.5 L	29	83	36	10	6

1382

JRGURED UP Shut-off Unit

- Description: to 1380.320/.001
- Material: stainless steel, EPDM
- Temperature: max. 70°C (short-term 90°C)

JRGURED UP Absperreinheit

- Beschreibung: zu 1380.320/.001
- Werkstoff: Edelstahl, EPDM
- Temperatur: max. 70°C (kurzfristig 90°C)

GN (inch)	DN (mm)	JRG Code	GF Code	SP	Weight (kg)	d1	h1 (mm)	⬡1
¾	20	**1382.320**	**350 739 081**	1	0.093	M36 x 1.5	33	36

1383

JRGURED UP Rosette

- Description: to 1380.320/.001, media markers blue/red
- Material: plastic, chromed

JRGURED UP Rosette

- Beschreibung: zu 1380.320/.001, Medienbezeichnung blau/rot
- Werkstoff: Kunststoff, verchromt

GN (inch)	DN (mm)	JRG Code	GF Code	SP	Weight (kg)	d1 (mm)	d2 (mm)	h1 (mm)
¾	20	**1383.320**	**350 739 082**	1	0.045	80	83	22

1384

JRGURED UP By-pass Plug

- Description: to 1380.320/.001
- Temperature: max. 70°C (short-term 90°C)
- Material: plastic

JRGURED UP Bypass-Stopfen

- Beschreibung: zu 1380.320/.001
- Temperatur: max. 70°C (kurzfristig 90°C)
- Werkstoff: Kunststoff

GN (inch)	DN (mm)	JRG Code	GF Code	SP	Weight (kg)	d1	h1 (mm)	h2 (mm)	⬡1
¾	20	**1384.320**	**350 739 080**	1	0.065	M52 x 1.5 L	68	83	27

1385

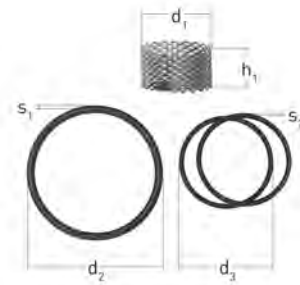

JRGURED UP Spare part set

- Description: to 1381.320
- Material: inox, EPDM

JRGURED UP Ersatzteil-Set

- Beschreibung: zu 1381.320
- Material: Inox, EPDM

GN (inch)	DN (mm)	JRG Code	GF Code	d1 (mm)	d2 (mm)	S1 (mm)	d3 (mm)	S2 (mm)	d5 (mm)	h1 (mm)
¾	20	**1385.320**	**350 739 083**	20	45.52	2.62	25.12	1.68	1.68	12

1386

JRGURED UP Locking sleeve

- Description: to 1380.320/.001
- Material: plastic

JRGURED UP Sicherungshülse

- Beschreibung: zu 1380.320/.001
- Werkstoff: Kunststoff

GN (inch)	DN (mm)	JRG Code	GF Code	SP	Weight (kg)	d1 (mm)	h1 (mm)	d2 (mm)
¾	20	**1386.320**	**350 739 086**	1	0.015	55	44	27

Distribution batteries
Verteilbatterien

1511

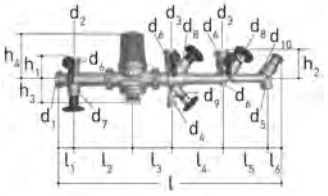

JRG LegioStop Distributor battery complete, PN 16

- Temperature: max. 30°C
- Material: gunmetal, stainless steel, EPDM, plastic
- Factory setting: PRV 400 kPa (4 bar) adjustment range 200 - 600 kPa (2 - 6 bar), safety valve 600 kPa (6 bar)
- Connection: male thread
- Consisting of: JRGUSIT NG battery valve 5151, JRGURED 1303, JRGUSIT Combi distribution fitting 5191

JRG LegioStop Verteilbatterie komplett, PN 16

- Temperatur: max. 30°
- Werkstoff: Rotguss, Chromnickelstahl, EPDM, Kunststoff
- Auslieferzustand: Druckminderer 400 kPa (4 bar) Einstellbereich 200 - 600 kPa (2 - 6 bar), Sicherheitsventil 600 kPa (6 bar)
- Anschluss: Aussengewinde
- Bestehend aus: JRGUSIT NG Batterieventil 5151, JRGURED 1303, JRGUSIT Combi Verteilarmatur 5191

DN-DN-DN-DN (mm)	JRG Code	GF Code	SP	Weight (kg)
25-20-25-25	**1511.400**	**355 623 518**	1	5.870
32-20-25-25	**1511.480**	**355 623 528**	1	6.045

DN-DN-DN-DN (mm)	d1 G (inch)	d2 G (inch)	d3 G (inch)	d4 Rp (inch)	d5 Rp (inch)	d6 Rp (inch)	d7 G (inch)	d8 G (inch)	d9 G (inch)	d10	h1 (mm)	h2 (mm)
25-20-25-25	1 ¼	1	1 ¼	¾	¾	¼	¾	1	½	TR 30 x 1.5	55	77
32-20-25-25	1 ½	1	1 ¼	¾	¾	¼	¾	1	½	TR 30 x 1.5	56	77

DN-DN-DN-DN (mm)	h3 (mm)	l (mm)	l1 (mm)	l2 (mm)	l3 (mm)	l4 (mm)	l5 (mm)	l6 (mm)
25-20-25-25	52	586	37	133	93	145	130	48
32-20-25-25	64	618	42	149	104	145	130	48

1521



JRG LegioStop Distributor battery complete, PN 16

- Temperature: max. 30°C
- Material: gunmetal, stainless steel, EPDM, plastic
- Factory setting: PRV 400 kPa (4 bar) adjustment range 200 - 600 kPa (2 - 6 bar), safety valve 600 kPa (6 bar)
- Connection: male thread
- Consisting of: JRGUSIT NG battery valve 5151, JRGURED Combi 1353, JRGUSIT Combi distribution fitting 5191

JRG LegioStop Verteilbatterie komplett, PN 16

- Temperatur: max. 30°
- Werkstoff: Rotguss, Chromnickelstahl, EPDM, Kunststoff
- Auslieferzustand: Druckminderer 400 kPa (4 bar) Einstellbereich 200 - 600 kPa (2 - 6 bar), Sicherheitsventil 600 kPa (6 bar)
- Anschluss: Aussengewinde
- Bestehend aus: JRGUSIT NG Batterieventil 5151, JRGURED Combi 1353, JRGUSIT Combi Verteilarmatur 5191

DN-DN-DN-DN (mm)	JRG Code	GF Code	SP	Weight (kg)
25-20-25-25	**1521.400**	**355 623 538**	1	7.665
32-20-25-25	**1521.480**	**355 623 548**	1	8.235

DN-DN-DN-DN (mm)	d1 G (inch)	d2 G (inch)	d3 G (inch)	d4 Rp (inch)	d4 G (inch)	d5 Rp (inch)	d6 Rp (inch)	d7 G (inch)	d8 G (inch)	d9 G (inch)	d10	h1 (mm)
25-20-25-25	1 ¼	1	1 ¼	¾	¾	¾	¼	¾	1	½	TR 30 x 1.5	55
32-20-25-25	1 ½	1	1 ¼	¾	¾	¾	¼	¾	1	½	TR 30 x 1.5	56

DN-DN-DN-DN (mm)	h2 (mm)	h3 (mm)	l (mm)	l1 (mm)	l2 (mm)	l3 (mm)	l4 (mm)	l5 (mm)	l6 (mm)
25-20-25-25	77	390	586	37	133	93	145	130	48
32-20-25-25	77	393	618	42	149	104	145	130	48

1531

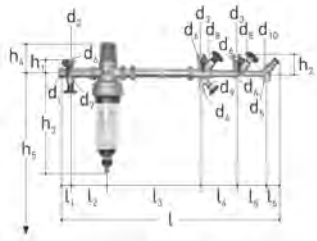

JRG LegioStop Distributor battery complete, PN 16

- Temperature: max. 30°C
- Material: gunmetal, stainless steel, EPDM, plastic
- Factory setting: PRV 400 kPa (4 bar) adjustment range 200 - 600 kPa (2 - 6 bar), safety valve 600 kPa (6 bar)
- Connection: male thread
- Consisting of: JRGUSIT NG battery valve 5151.200, JRGURED Combi 1353.032, sleeve screw connection 350332105, connector/adapter 9695.480, JRGUSIT Combi distribution fitting 5191

JRG LegioStop Verteilbatterie komplett, PN 16

- Temperatur: max. 30°
- Werkstoff: Rotguss, Chromnickelstahl, EPDM, Kunststoff
- Auslieferzustand: Druckminderer 400 kPa (4 bar) Einstellbereich 200 - 600 kPa (2 - 6 bar), Sicherheitsventil 600 kPa (6 bar)
- Anschluss: Aussengewinde
- Bestehend aus: JRGUSIT NG Batterieventil 5151.200, JRGURED Combi 1353.032, Muffenverschraubung 350332105, Zwischen-/Passstück 9695.480, JRGUSIT Combi Verteilarmatur 5191

DN-DN-DN-DN (mm)	JRG Code	GF Code	SP	Weight (kg)
32-20-25-25	**1531.480**	**355 623 568**	1	9.700

DN-DN-DN-DN (mm)	d1 G (inch)	d2 G (inch)	d3 G (inch)	d4 G (inch)	d5 Rp (inch)	d6 Rp (inch)	d7 G (inch)	d8 G (inch)	d9 G (inch)	d10	h1 (mm)	h2 (mm)
32-20-25-25	1 ½	1	1 ¼	¾	¾	¼	¾	1	½	TR 30 x 1.5	56	77

DN-DN-DN-DN (mm)	h3 (mm)	h4 (mm)	l (mm)	l1 (mm)	l2 (mm)	l3 (mm)	l4 (mm)	l5 (mm)	l6 (mm)
32-20-25-25	393	120	897	42	149	383	145	130	48

1541

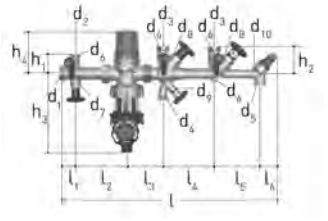

JRG LegioStop Distributor battery complete, PN 16

- Temperature: max. 30°C
- Material: gunmetal, stainless steel, EPDM, plastic
- Factory setting: PRV 400 kPa (4 bar) adjustment range 200 - 600 kPa (2 - 6 bar), safety valve 600 kPa (6 bar)
- Connection: male thread
- Consisting of: JRGUSIT NG battery valve 5151, JRG CleanLine Combi 1370, JRGUSIT Combi distribution fitting 5191

JRG LegioStop Verteilbatterie komplett, PN 16

- Temperatur: max. 30°
- Werkstoff: Rotguss, Chromnickelstahl, EPDM, Kunststoff
- Auslieferzustand: Druckminderer 400 kPa (4 bar) Einstellbereich 200 - 600 kPa (2 - 6 bar), Sicherheitsventil 600 kPa (6 bar)
- Anschluss: Aussengewinde
- Bestehend aus: JRGUSIT NG Batterieventil 5151, JRG CleanLine Combi 1370, JRGUSIT Combi Verteilarmatur 5191

DN-DN-DN-DN (mm)	JRG Code	GF Code	SP	Weight (kg)
25-20-25-25	**1541.400**	**355 623 584**	1	7.060
32-20-25-25	**1541.480**	**355 623 586**	1	7.470

DN-DN-DN-DN (mm)	d1 G (inch)	d2 G (inch)	d3 G (inch)	d4 G (inch)	d5 Rp (inch)	d6 Rp (inch)	d7 G (inch)	d8 G (inch)	d9 G (inch)	d10	h1 (mm)	h2 (mm)
25-20-25-25	1 ¼	1	1 ¼	¾	¾	¼	¾	1	½	TR 30 - 1.5	55	77
32-20-25-25	1 ½	1	1 ¼	¾	¾	¼	¾	1	½	TR 30 - 1.5	56	77

DN-DN-DN-DN (mm)	h3 (mm)	h4 (mm)	l (mm)	l1 (mm)	l2 (mm)	l3 (mm)	l4 (mm)	l5 (mm)	l6 (mm)
25-20-25-25	221	110	586	37	133	93	145	130	48
32-20-25-25	224	120	618	42	149	104	145	130	48

1542

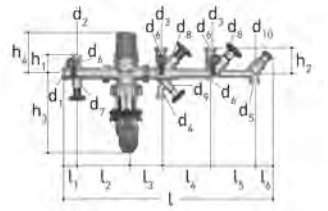

JRG LegioStop Distributor battery complete, PN 16

- Temperature: max. 30°C
- Material: gunmetal, stainless steel, EPDM, plastic
- Factory setting: PRV 400 kPa (4 bar) adjustment range 200 - 600 kPa (2 - 6 bar), safety valve 600 kPa (6 bar)
- Connection: male thread
- Consisting of: JRGUSIT NG battery valve 5151, JRG CleanLine Combi 1371, JRGUSIT Combi distribution fitting 5191

JRG LegioStop Verteilbatterie komplett, PN 16

- Temperatur: max. 30°
- Werkstoff: Rotguss, Chromnickelstahl, EPDM, Kunststoff
- Auslieferzustand: Druckminderer 400 kPa (4 bar) Einstellbereich 200 - 600 kPa (2 - 6 bar), Sicherheitsventil 600 kPa (6 bar)
- Anschluss: Aussengewinde
- Bestehend aus: Batterieventil JRGUSIT NG 5151, JRG CleanLine Combi 1371, Verteilarmatur JRGUSIT Combi 5191

DN-DN-DN-DN (mm)	JRG Code	GF Code	SP	Weight (kg)
25-20-25-25	**1542.400**	**355 623 573**	1	6.600
32-20-25-25	**1542.480**	**355 623 583**	1	7.920

DN-DN-DN-DN (mm)	d1 G (inch)	d2 G (inch)	d3 G (inch)	d4 G (inch)	d5 Rp (inch)	d6 Rp (inch)	d7 G (inch)	d8 G (inch)	d9 G (inch)	d10	h1 (mm)	h2 (mm)
25-20-25-25	1 ¼	1	1 ¼	¾	¾	¼	¾	1	½	TR 30 - 1.5	55	77
32-20-25-25	1 ½	1	1 ¼	¾	¾	¼	¾	1	½	TR 30 - 1.5	56	77

table continued on the next page

DN-DN-DN-DN	h3 (mm)	h4 (mm)	l (mm)	l1 (mm)	l2 (mm)	l3 (mm)	l4 (mm)	l5 (mm)	l6 (mm)
25-20-25-25	221	110	599	37	134	105	145	130	48
32-20-25-25	224	120	634	42	150	120	145	130	48

Accessories
Zubehör

8228

Water-drip nozzles

- Description: to distribution unit complete, JRGUSIT Combi
- Material: plastic
- Connection: male thread

Tropfwasser-Stutzen

- Beschreibung: zu Verteilbatterie komplett, JRGUSIT Combi
- Werkstoff: Kunststoff
- Anschluss: Aussengewinde

GN (inch)	DN (mm)	JRG Code	GF Code	SP	Weight (kg)	d G (inch)	d1 (mm)	d2 (mm)	h (mm)
¾	20	**8228.320**	**350 781 909**	1	0.084	¾	20	27	376

Spare parts
Ersatzteile

Spare Parts for 1503 / 5110
Ersatzteile für 1503 / 5110

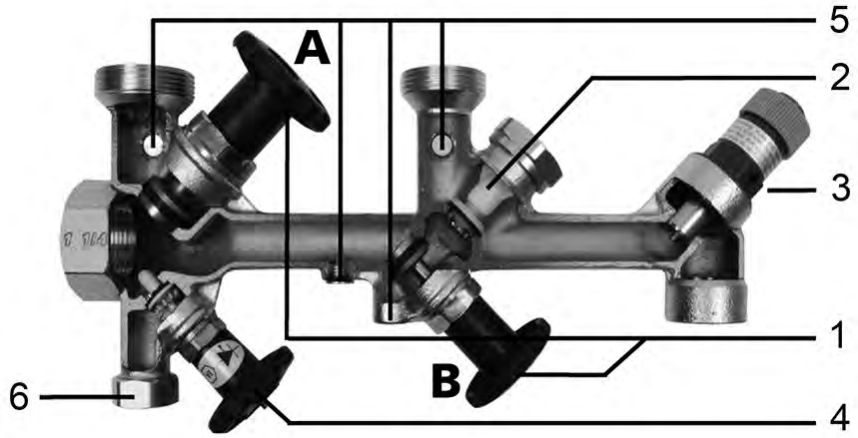

(1) JRG LegioStop Straight seat valve Upper part

- Temperature: max. 90°C
- Material: gunmetal, brass, EPDM, plastic

(1) Oberteil zu Geradsitzventil

- Temperatur: max. 90°C
- Werkstoff: Rotguss, Messing, EPDM, Kunststoff

GN (inch)	JRG Code
¾	**5395.320**
1	**5395.400**



(2) Non return valve

- 1) Consistent with 1503.400 / 1503.402 / 5103.400 / 5110.400 / 5103.405 / 5110.405 / 5102.400 / 5112.400 / 5102.405 / 5112.405
- 2) Consistent with 1503.484 / 1503.487 / 5103.487 / 5110.487 / 5102.480 / 5112.480 / 5102.485 / 5112.485 / 5102.487 / 5112.487

(2) Rückschlagventil

- 1) Passend zu 1503.400 / 1503.402 / 5103.400 / 5110.400 / 5103.405 / 5110.405 / 5102.400 / 5112.400 / 5102.405 / 5112.405
- 2) Passend zu 1503.484 / 1503.487 / 5103.487 / 5110.487 / 5102.480 / 5112.480 / 5102.485 / 5112.485 / 5102.487 / 5112.487

	GN (inch)	GF Code	SP	Description
1a	¾	**350 783 101**	1	Non return valve inset
1b	1	**355 597 501**	1	Top cover
2	1	**355 622 502**	1	Full set

(3) JRGARANT Upper part, PN 10 (until 2008)

- Description: to 1503, 5102, 5103, 5110, 5112
- Material: plastic

(3) Oberteil zu Sicherheitsventil

- Beschreibung: zu 1503, 5102, 5103, 5110, 5112
- Werkstoff: Kunststoff

GN-GN (mm)	JRG Code	GF Code	SP
½ - ¾	**1040.240**	**350 599 902**	1

(4) Upper part for straight seat valve with non return valve

- Description: to 1503, 5102, 5103, 5110, 5112, 6303

(4) Oberteil Geradsitzventil mit Rückflussverhinderer

- Beschreibung: zu 1503, 5102, 5103, 5110, 5112, 6303

GN (inch)	GF Code	SP
½	**350 894 803**	1

(5) Plug

- Description: to 1503, 5102, 5103, 5110, 5112

(5) Verschlusszapfen

- Beschreibung: zu 1503, 5102, 5103, 5110, 5112

GN (inch)	JRG Code	GF Code	SP
¼	**5149.080**	**351 030 501**	1

Cap Cap fits to JRG Valves 1503 5102 5103 5110 and 5112 brass

- Description: to 1503, 5102, 5103, 5110, 5112

(6) Verschlusskappe

- Beschreibung: zu 1503, 5102, 5103, 5110, 5112

Size (inch)	DN (mm)	PN (bar)	GN (inch)	JRG Code	GF Code	SP
¾	20	10	¾	**8325.320**	**350 756 801**	1

Upper part

- Material: gunmetal, plastic

Oberteil

- Werkstoff: Rotguss, Kunststoff

JRG Code	SP	Weight (kg)	h (mm)	d2 (mm)	d4 (mm)
350 895 003	1	0.275	57	36	

Safety sets
Sicherheitsgarnituren

1630

Safety set, PN 10

- Temperature: max. 90°C
- Material: gunmetal, stainless steel, EPDM, plastic
- Factory setting: 600 kPa (6 bar)
- Connection: female thread
- Consisting of: non-return valve closable, safety valve

Sicherheitsgruppe, PN 10

- Temperatur: max. 90°C
- Werkstoff: Rotguss, Chromnickelstahl, EPDM, Kunststoff
- Werkseinstellung: 600kPa (6 bar)
- Anschluss: Innengewinde
- Bestehend aus: Rückflussverhinderer absperrbar, Sicherheitsventil

DN (mm)	JRG Code	GF Code	SP	Weight (kg)
20	**1630.320**	**351 061 281**	1	0.730
25	**1630.400**	**351 061 283**	1	1.030
32	**1630.480**	**351 061 285**	1	1.290

table continued on the next page

DN (mm)	d1 Rp (inch)	d2 Rp (inch)	d3 G (inch)	d4 Rp (inch)	h1 (mm)	h2 (mm)	h3 (mm)	h4 (mm)	l1 (mm)	l2 (mm)	l3 (mm)	z1 (mm)	z2 (mm)	z3 (mm)	⬡
20	¾	¾	¾	¼	75	8	32	62	56	77	48	12	33	17	6
25	1	¾	1	¼	90	10	32	62	68	82	48	15	40	17	6
32	1 ¼	¾	1 ¼	¼	110	9	32	62	80	87	48	19	52	17	6

1631

Safety set, PN 10

- Temperature: max. 90°C
- Material: gunmetal, stainless steel, EPDM, plastic
- Factory setting: 600 kPa (6 bar)
- Connection: male thread
- Consisting of: non-return valve, safety valve

Sicherheitsgruppe, PN 10

- Temperatur: max. 90°C
- Werkstoff: Rotguss, Chromnickelstahl, EPDM, Kunststoff
- Werkseinstellung: 600kPa (6 bar)
- Anschluss: Aussengewinde
- Bestehend aus: Rückflussverhinderer, Sicherheitsventil

DN (mm)	JRG Code	GF Code	SP	Weight (kg)
20	**1631.020**	**351 061 181**	1	0.739
25	**1631.025**	**351 061 183**	1	1.050
32	**1631.032**	**351 061 185**	1	1.280

DN (mm)	d1 G (inch)	d2 Rp (inch)	d3 G (inch)	d4 Rp (inch)	h2 (mm)	h3 (mm)	h4 (mm)	h5 (mm)	l1 (mm)	l2 (mm)	l3 (mm)	z1 (mm)	z2 (mm)	z3 (mm)	⬡
20	1	¾	¾	¼	7	32	62	37	56	77	48	24	63	17	6
25	1 ¼	¾	1	¼	7	32	62	49	68	82	48	25	75	17	6
32	1 ½	¾	1 ¼	¼	9	32	82	57	80	87	48	30	89	17	6

Non-return valves
Rückflussverhinderer

1650

Non-return valve, PN 16

- Temperature: max. 65°C
- Material: grey cast iron (polyamide powder coating), stainless steel, EPDM
- Connection: flange

* as long as stock last

Rückflussverhinderer, PN 16

- Temperatur: max. 65°C
- Werkstoff: Grauguss (Polyamid Pulverbeschichtung), Edelstahl, EPDM
- Anschluss: Flansch

* solange Vorrat

	DN (mm)	JRG Code	GF Code	SP	Weight (kg)	d2 (mm)	d3 G (inch)	l1 (mm)	○
*	50	**1650.050**	**355 635 558**	1	11.000	165	¼	200	4
*	65	**1650.065**	**355 635 559**	1	17.000	185	½	240	4
	80	**1650.080**	**355 635 560**	1	21.000	200	½	260	8
	100	**1650.100**	**355 635 561**	1	29.000	220	½	300	8
*	125	**1650.125**	**355 635 562**	1	37.000	250	¾	350	8

1610

Non-return valve, PN 16

- Temperature: max. 90°C
- Material: gunmetal, stainless steel, EPDM, plastic
- Opening pressure: < 5 kPa (< 50 mbar)
- Connection: female thread

Rückflussverhinderer, PN 16

- Temperatur: max. 90°C
- Werkstoff: Rotguss, Chromnickelstahl, EPDM, Kunststoff
- Öffnungsdruck: < 5 kPa (< 50 mbar)
- Anschluss: Innengewinde

GN (inch)	DN (mm)	JRG Code	GF Code	SP	Weight (kg)
½	15	**1610.240**	**350 896 257**	1	0.326
¾	20	**1610.320**	**350 896 258**	1	0.390
1	25	**1610.400**	**350 896 259**	1	0.814
1 ¼	32	**1610.480**	**350 896 260**	1	1.090
1 ½	40	**1610.560**	**350 896 261**	1	1.200
2	50	**1610.640**	**350 896 262**	1	2.040

GN (inch)	DN (mm)	d1 Rp (inch)	d2 G (inch)	d3 Rp (inch)	h (mm)	l (mm)	l2 (mm)	z1 (mm)	z2 (mm)	⬡
½	15	½	½	¼	42	65	1	10	27	6
¾	20	¾	¾	¼	51	75	3	12	33	6
1	25	1	1	¼	61	90	3	15	40	6
1 ¼	32	1 ¼	1 ¼	¼	80	110	9	19	52	6
1 ½	40	1 ½	1 ½	¼	91	120	10	20	61	6
2	50	2	2	¼	107	150	5	23	77	6

1610

Non-return valve, PN 16

- Temperature: max. 90°C
- Material: gunmetal, stainless steel, EPDM, plastic
- Opening pressure: < 5 kPa (< 50 mbar)
- Connection: female thread

Rückflussverhinderer, PN 16

- Temperatur: max. 90°C
- Werkstoff: Rotguss, Chromnickelstahl, EPDM, Kunststoff
- Öffnungsdruck: < 5 kPa (< 50 mbar)
- Anschluss: Innengewinde

GN (inch)	DN (mm)	JRG Code	GF Code	SP	Weight (kg)
2 ½	65	**1610.720**	**350 898 300**	1	3.310

GN (inch)	DN (mm)	d1 Rp (inch)	d2 G (inch)	d3 Rp (inch)	h (mm)	l1 (mm)	z1 (mm)	z2 (mm)	⬡
2 ½	65	2 ½	2 ½	¼	116	180	22	98	6

1611

Non-return valve, PN 16

- Temperature: max. 90°C
- Material: gunmetal, stainless steel, EPDM, plastic
- Opening pressure: < 5 kPa (< 50 mbar)
- Connection: male thread

Rückflussverhinderer, PN 16

- Temperatur: max. 90°C
- Werkstoff: Rotguss, Chromnickelstahl, EPDM, Kunststoff
- Öffnungsdruck: < 5 kPa (< 50 mbar)
- Anschluss: Aussengewinde

DN (mm)	JRG Code	GF Code	SP	Weight (kg)
15	**1611.015**	**350 896 244**	1	0.311
20	**1611.020**	**350 896 245**	1	0.460
25	**1611.025**	**350 896 246**	1	0.749
32	**1611.032**	**350 896 247**	1	0.860
40	**1611.040**	**350 896 248**	1	1.257
50	**1611.050**	**350 896 249**	1	1.860

DN (mm)	d1 G (inch)	d2 G (inch)	d3 Rp (inch)	h (mm)	l (mm)	l3 (mm)	l4 (mm)	l5 (mm)	⬡
15	¾	½	¼	42	75	24	52	6	6
20	1	¾	¼	51	87	24	63	7	6
25	1 ¼	1	¼	61	99	24	75	8	6
32	1 ½	1 ¼	¼	80	118	30	89	9	6
40	1 ¾	1 ½	¼	91	130	31	100	10	6
50	2 ⅜	2	¼	107	155	35	120	11	6

1611

Non-return valve, PN 16

- Temperature: max. 90°C
- Material: gunmetal, stainless steel, EPDM, plastic
- Opening pressure: < 5 kPa (< 50 mbar)
- Connection: male thread

Rückflussverhinderer, PN 16

- Temperatur: max. 90°C
- Werkstoff: Rotguss, Chromnickelstahl, EPDM, Kunststoff
- Öffnungsdruck: < 5 kPa (< 50 mbar)
- Anschluss: Aussengewinde

DN (mm)	JRG Code	GF Code	SP	Weight (kg)
65	**1611.065**	**350 898 302**	1	3.120

DN (mm)	d1 G (inch)	d2 G (inch)	d3 Rp (inch)	h (mm)	l1 (mm)	l3 (mm)	l4 (mm)	l5 (mm)	⬡
65	3	2 ½	¼	116	190	43	147	14.5	6

1614

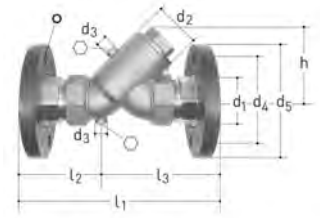

Non-return valve, PN 16

- Temperature: max. 90°C
- Material: gunmetal, stainless steel, EPDM, plastic
- Opening pressure: < 5 kPa (< 50 mbar)
- Connection: flange

Rückflussverhinderer, PN 16

- Temperatur: max. 90°C
- Werkstoff: Rotguss, Chromnickelstahl, EPDM, Kunststoff
- Öffnungsdruck: < 5 kPa (< 50 mbar)
- Anschluss: Flansch

DN (mm)	JRG Code	GF Code	SP	Weight (kg)
40	**1614.040**	**350 898 304**	1	4.230
50	**1614.050**	**350 898 305**	1	6.650
65	**1614.065**	**350 898 306**	1	9.450

DN (mm)	d1 (mm)	d2 G (inch)	d3 Rp (inch)	d4 (mm)	d5 (mm)	h (mm)	l1 (mm)	l2 (mm)	l3 (mm)	⬡	○
40	40	1 ½	¼	110	150	91	229	94	135	6	4x18
50	50	2	¼	125	165	107	262	104	158	6	4x18
65	65	2 ½	¼	145	185	116	296	110	187	6	4x18

1615

Non-return valve, PN 10 / 16

- Temperature: max. 90°C
- Material: gunmetal, stainless steel, EPDM, plastic
- Opening pressure: < 5 kPa (< 50 mbar)
- Connection: push-in system sudoFIT

*__PN16__: stainless steel pipes (DVGW W541) **PN10**: copper pipes (DIN EN 1057)

Rückflussverhinderer, PN 10 / 16

- Temperatur: max. 90°C
- Werkstoff: Rotguss, Chromnickelstahl, EPDM, Kunststoff
- Öffnungsdruck: < 5 kPa (< 50 mbar)
- Anschluss: Steckverbindung sudoFIT

*__PN16__: Chromstahlrohre (DVGW W541) **PN10**: Kupferrohre (DIN EN 1057)

d (mm)	DN (mm)	JRG Code	GF Code	SP	Weight (kg)
15	12	**1615.015**	**351 060 404**	1	0.313
18	15	**1615.018**	**351 060 414**	1	0.360
22	20	**1615.022**	**351 060 424**	1	0.474
28	25	**1615.028**	**351 060 434**	1	0.710
35	32	**1615.035**	**351 060 444**	1	1.070
42	40	**1615.042**	**351 060 454**	1	1.655
54	50	**1615.054**	**351 060 464**	1	2.675

d (mm)	DN (mm)	d1 (mm)	d2 G (inch)	d3 Rp (inch)	h (mm)	l1 (mm)	z1 (mm)	z2 (mm)	⬡
15	12	15	½	¼	47	82	8	26	6
18	15	18	½	¼	47	98	8	31	6
22	20	22	¾	¼	56	103	7	35	6
28	25	28	1	¼	68	136	9	44	6
35	32	35	1 ¼	¼	80	164	11	57	6
42	40	42	1 ½	¼	91	191	11	62	6
54	50	54	2	¼	107	231	14	79	6

1672

Non-return valve, PN 16

- Temperature: max. 200°C (water, oil, steam)
- Material: gunmetal
- Connection: female thread (metal-to-metal sealing)

Rückflussverhinderer, PN 16

- Temperatur: max. 200°C (Wasser, Öl, Dampf)
- Werkstoff: Rotguss
- Anschluss: Innengewinde (metallisch dichtend)

GN (inch)	DN (mm)	JRG Code	GF Code	SP	Weight (kg)	d1 Rp (inch)	h1 (mm)	l (mm)	z (mm)
½	15	**1672.240**	**350 275 006**	1	0.350	½	39	60	20
¾	20	**1672.320**	**350 275 103**	1	0.500	¾	40	72	24
1	25	**1672.400**	**350 275 106**	1	0.800	1	45	90	28
1 ¼	32	**1672.480**	**350 275 203**	1	1.300	1 ¼	50	100	34

1682

Swing check valve, PN 16

- Temperature: max. 90°C
- Material: gunmetal, EPDM
- Tightness: from 10 kPa (100 mbar) counter pressure
- Connection: female thread

Rückschlagklappe, PN 16

- Temperatur: max. 90°C
- Werkstoff: Rotguss, EPDM
- Dichtheit: ab 10 kPa (100 mbar) Gegendruck
- Anschluss: Innengewinde

GN (inch)	DN (mm)	JRG Code	GF Code	SP	Weight (kg)	d1 Rp (inch)	d2 Rp (inch)	d3 Rp (inch)	h1 (mm)	l (mm)	z (mm)
½	15	**1682.240**	**350 850 001**	1	0.350	½	¼	⅜	40	65	20
¾	20	**1682.320**	**350 850 002**	1	0.500	¾	¼	⅜	47	75	23
1	25	**1682.400**	**350 850 003**	1	0.650	1	¼	⅜	50	90	28
1 ¼	32	**1682.480**	**350 850 004**	1	1.000	1 ¼	¼	⅜	58	105	34
1 ½	40	**1682.560**	**350 850 005**	1	1.420	1 ½	¼	⅜	65	120	41
2	50	**1682.640**	**350 850 006**	1	2.080	2	¼	⅜	78	140	46

1684

Swing check valve, PN 10

- Description: for circulation with gravity
- Temperature: max. 90°C
- Material: gunmetal, brass
- Connection: male thread

Rückschlagkappe, PN 10

- Beschreibung: für Schwerkraftzirkulation
- Temperatur: max. 90°C
- Werkstoff: Rotguss, Messing
- Anschluss: Aussengewinde

GN (inch)	DN (mm)	JRG Code	GF Code	SP	Weight (kg)	d1 R (inch)	d2 G (inch)	h1 (mm)	l (mm)	l1 (mm)	l2 (mm)
½	15	**1684.240**	**350 275 401**	1	0.500	½	¾	85	120	30	30
¾	20	**1684.320**	**350 275 404**	1	0.915	¾	1	105	150	40	35
1	25	**1684.400**	**350 275 501**	1	1.810	1	1 ¼	130	163	48	34

Accessories
Zubehör

8200



Union

- Description: to 1684, 3400
- Material: brass
- Connection: female thread, male thread

Verschraubung

- Beschreibung: zu 1684, 3400
- Werkstoff: Messing
- Anschluss: Innengewinde, Aussengewinde

GN (inch)	DN (mm)	JRG Code	GF Code	SP	Weight (kg)	d1 R (inch)	d2 G (inch)	l1 (mm)	l2 (mm)
⅜	10	**8200.160**	**350 278 401**	1	0.040	⅜	½	22	6
2	50	**8200.640**	**350 279 001**	1	0.650	2	2 ¼	47	11

Spare parts
Ersatzteile

Repair kit to 1682

- Consisting of: pendulum with sealing, shaft, sleeve, plug, flat gasket

Ersatzteilset zu 1682

- Bestehend aus: Pendel mit Dichtung, Welle, Hülse, Führungsstopfen, Flachdichtung

GN (inch)	Code
½	**350 850 036**
¾	**350 850 046**
1	**350 850 056**
1 ¼	**350 850 066**
1 ½	**350 850 076**
2	**350 850 086**

Filters
Filter

1800

Filter, PN 16

- Temperature: max. 90°C
- Material: brass, chromium-plated
- Connection: female thread, male thread

Filter, PN 16

- Temperatur: max. 90°C
- Werkstoff: Messing, verchromt
- Anschluss: Innengewinde, Aussengewinde

GN (inch)	DN (mm)	JRG Code	GF Code	SP	Weight (kg)	d1 G (inch)	h (mm)	µm
¾	20	**1800.320**	**350 493 201**	1	0.090	¾	66	335

1812

Slanted filter, PN 16

- Temperature: max. 100°C (water, air, oil, etc.)
- Material: gunmetal, stainless steel, EPDM
- Connection: female thread

Schrägfilter, PN 16

- Temperatur: max. 100°C (Wasser, Luft, Öl, etc.)
- Werkstoff: Rotguss, Chromnickelstahl, EPDM
- Anschluss: Innengewinde

GN (inch)	DN (mm)	JRG Code	GF Code	SP	Weight (kg)	d1 Rp (inch)	d2 G (inch)	h1 (mm)	l (mm)	z1 (mm)	z2 (mm)	µm
⅜	10	**1812.160**	**350 872 102**	1	0.200	⅜	½	40	60	10	30	250
½	15	**1812.240**	**350 870 902**	1	0.340	½	½	45	65	10	27	250
¾	20	**1812.320**	**350 871 002**	1	0.520	¾	¾	53	75	12	33	250
1	25	**1812.400**	**350 871 102**	1	0.575	1	1	64	90	15	40	250
1 ¼	32	**1812.480**	**350 871 202**	1	0.950	1 ¼	1 ¼	77	110	19	52	250
1 ½	40	**1812.560**	**350 871 302**	1	1.290	1 ½	1 ½	89	120	20	61	250
2	50	**1812.640**	**350 871 402**	1	1.950	2	2	111	150	23	77	250
2 ½	65	**1812.720**	**350 871 502**	1	2.900	2 ½	2 ½	122	180	22	98	560
3	80	**1812.800**	**350 871 602**	1	4.400	3	3	136	210	27	117	560

1814

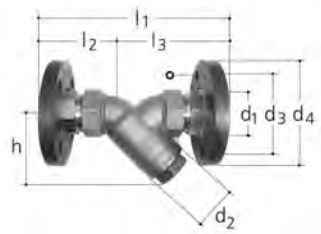

Slanted filter, PN 16

- Temperature: max. 100°C (water, air, oil, etc.)
- Material: gunmetal, stainless steel, EPDM, plastic
- Connection: flange

Schrägfilter, PN 16

- Temperatur: max. 100°C (Wasser, Luft, Öl, etc.)
- Werkstoff: Rotguss, Chromnickelstahl, EPDM, Kunststoff
- Anschluss: Flansch

DN (mm)	JRG Code	GF Code	SP	Weight (kg)
40	**1814.040**	**350 871 340**	1	4.160
50	**1814.050**	**350 871 350**	1	6.570
65	**1814.065**	**350 871 365**	1	9.630
80	**1814.080**	**350 871 380**	1	12.680

DN (mm)	d1 (mm)	d2 G (inch)	d3 (mm)	d4 (mm)	h (mm)	l1 (mm)	l2 (mm)	l3 (mm)	µm	○
40	40	1 ½	110	150	89	229	94	135	250	4x18
50	50	2	125	165	111	262	104	158	250	4x18
65	65	2 ½	145	185	122	296	110	187	560	4x18
80	80	3	160	200	136	333	122	212	560	8x18

1830



Fine filter, PN 16

- Temperature: max. 30°C
- Material: gunmetal, EPDM, plastic
- Connection: female thread

Feinfilter, PN 16

- Temperatur: max. 30°
- Werkstoff: Rotguss, EPDM, Kunststoff
- Anschluss: Innengewinde

GN (inch)	DN (mm)	JRG Code	GF Code	SP	Weight (kg)	d1 Rp (inch)	d2 (mm)	h1 (mm)	h3 (mm)	l (mm)	z (mm)	µm
1	25	**1830.400**	**350 690 001**	1	3.000	1	122	370	430	130	48	100
1 ¼	32	**1830.480**	**350 690 002**	1	3.150	1 ¼	122	372	432	150	56	100
1 ½	40	**1830.560**	**350 690 003**	1	3.200	1 ½	122	374	434	150	56	100
2	50	**1830.640**	**350 690 004**	1	3.450	2	122	380	440	160	56	100

1836



Fine filter, PN 25

- Temperature: strainers 1838 max. 30°C / 1839 max. 70°C
- Material: gunmetal
- Connection: female thread

Feinfilter, PN 25

- Temperatur: Filtereinsatz 1838 max. 30°C / 1839 max. 70°C
- Werkstoff: Rotguss
- Anschluss: Innengewinde

GN (inch)	DN (mm)	JRG Code	GF Code	SP	Weight (kg)	d1 Rp (inch)	d2 (mm)	h1 (mm)	h3 (mm)	l (mm)	z (mm)	µm
1	25	**1836.400**	**350 690 101**	1	5.300	1	122	370	430	130	48	100
1 ¼	32	**1836.480**	**350 690 102**	1	5.450	1 ¼	122	372	432	150	56	100
1 ½	40	**1836.560**	**350 690 103**	1	6.050	1 ½	122	374	434	150	56	100
2	50	**1836.640**	**350 690 104**	1	5.900	2	122	380	440	160	56	100

1840



JRG LegioStop Fine filter with by-pass, PN 16

- Temperature: max. 30°C
- Material: gunmetal, stainless steel, EPDM, plastic
- Connection: male thread

JRG LegioStop Feinfilter mit Umgehung, PN 16

- Temperatur: max. 30°
- Werkstoff: Rotguss, Chromnickelstahl, EPDM, Kunststoff
- Anschluss: Aussengewinde

GN (inch)	DN (mm)	JRG Code	GF Code	SP	Weight (kg)	d1 G (inch)	d2 (mm)	h1 (mm)	h2 (mm)	h3 (mm)	l (mm)	µm
1 ¼	25	**1840.025**	**350 690 209**	1	3.750	1 ¼	122	367	102	428	228	100
1 ½	32	**1840.032**	**350 690 210**	1	4.640	1 ½	122	373	112	433	242	100
1 ¾	40	**1840.040**	**350 690 211**	1	3.980	1 ¾	122	376	122	436	260	100
2 ⅜	50	**1840.050**	**350 690 212**	1	3.980	2 ⅜	122	382	133	442	293	100

1840

JRG LegioStop Fine filter with by-pass, PN 16

- Temperature: max. 30°C
- Material: gunmetal, stainless steel, EPDM, plastic
- Connection: female thread

JRG LegioStop Feinfilter mit Umgehung, PN 16

- Temperatur: max. 30°
- Werkstoff: Rotguss, Chromnickelstahl, EPDM, Kunststoff
- Anschluss: Innengewinde

GN (inch)	DN (mm)	JRG Code	GF Code	SP	Weight (kg)
1	25	**1840.400**	**350 690 201**	1	3.980
1 ¼	32	**1840.480**	**350 690 202**	1	4.490
1 ½	40	**1840.560**	**350 690 203**	1	5.990
2	50	**1840.640**	**350 690 204**	1	6.490

GN (inch)	DN (mm)	d1 Rp (inch)	d2 (mm)	h1 (mm)	h2 (mm)	h3 (mm)	l (mm)	z1 (mm)	z2 (mm)	µm
1	25	1	122	368	102	428	170	78	58	100
1 ¼	32	1 ¼	122	373	112	433	180	86	56	100
1 ½	40	1 ½	122	376	122	436	190	96	56	100
2	50	2	122	382	133	442	220	111	61	100

1846



JRG LegioStop Fine filter with by-pass, PN 25

- Temperature: strainers 1838 max. 30°C / 1839 max. 70°C
- Material: gunmetal, stainless steel, EPDM, plastic
- Connection: female thread

JRG LegioStop Feinfilter mit Umgehung, PN 25

- Temperatur: Filtereinsatz 1838 max. 30°C / 1839 max. 70°C
- Werkstoff: Rotguss, Chromnickelstahl, EPDM, Kunststoff
- Anschluss: Innengewinde

GN (inch)	DN (mm)	JRG Code	GF Code	SP	Weight (kg)
1	25	**1846.400**	**350 690 301**	1	6.350
1 ¼	32	**1846.480**	**350 690 302**	1	7.100
1 ½	40	**1846.560**	**350 690 303**	1	8.420
2	50	**1846.640**	**350 690 304**	1	9.220

GN (inch)	DN (mm)	d1 Rp (inch)	d2 (mm)	h1 (mm)	h2 (mm)	h3 (mm)	l (mm)	z1 (mm)	z2 (mm)	µm
1	25	1	122	368	102	428	170	78	58	100
1 ¼	32	1 ¼	122	373	112	433	180	86	56	100
1 ½	40	1 ½	122	376	122	436	190	96	56	100
2	50	2	122	382	133	442	220	111	61	100

1850

Slanted filter, PN 16

- Description: dismantling distance fine filter 2 x h1
- Temperature: max. 90°C
- Material: grey cast iron, plastic coated, rust-free steel
- Connection: flange

Schrägfilter, PN 16

- Beschreibung: Mindestabstand Ausbau Feinfilter 2 x h1
- Temperatur: max. 90°C
- Werkstoff: Grauguss, kunststoffbeschichtet, NIRO-Stahl
- Anschluss: Flansch

DN (mm)	JRG Code	GF Code	SP	Weight (kg)	d1 (mm)	d2 (mm)	h1 (mm)	l (mm)	○	µm
65	**1850.065**	**355 635 564**	1	15.000	65	185	179	290	4	500
80	**1850.080**	**355 635 565**	1	22.000	80	200	203	310	8	500
100	**1850.100**	**355 635 566**	1	30.000	100	220	220	350	8	500

1870

JRG CleanLine Filter, PN 16

- Temperature: max. 30°C
- Material: gunmetal, EPDM, plastic
- Connection: male thread
- Consisting of: back flush fine filter, without unions

JRG CleanLine Filter, PN 16

- Temperatur: max. 30°
- Werkstoff: Rotguss, EPDM, Kunststoff
- Anschluss: Aussengewinde
- Bestehend aus: Rückspülbarer Feinfilter, ohne Verschraubungen

DN (mm)	JRG Code	GF Code	SP	Weight (kg)
25	**1870.025**	**350 690 969**	1	2.320
32	**1870.032**	**350 690 971**	1	2.415

DN (mm)	d2 G (inch)	d3 Rp (inch)	d4 (mm)	h1 (mm)	h2 (mm)	l1 (mm)	l2 (mm)	l3 (mm)	µm
25	1 ¼	¼	99	221	21	100	125	60	100
32	1 ½	¼	99	224	24	120	125	60	100

1871



JRG CleanLine Filter, PN 16

- Temperature: max. 30°C
- Material: gunmetal, EPDM, plastic
- Connection: male thread
- Consisting of: automatic back wash unit, back flush fine filter, without unions

JRG CleanLine Filter, PN 16

- Temperatur: max. 30°
- Werkstoff: Rotguss, EPDM, Kunststoff
- Anschluss: Aussengewinde
- Bestehend aus: Rückspülautomat, rückspülbarer Feinfilter, ohne Verschraubungen

DN (mm)	JRG Code	GF Code	SP	Weight (kg)
25	**1871.025**	**350 690 842**	1	2.815
32	**1871.032**	**350 690 843**	1	2.905

table continued on the next page

DN (mm)	d2 G (inch)	d3 Rp (inch)	d4 (mm)	h1 (mm)	h2 (mm)	l1 (mm)	l2 (mm)	l3 (mm)	µm
25	1 ¼	¼	99	221	21	100	154	60	100
32	1 ½	¼	99	224	24	120	154	60	100

1880

JRG Infinity M Filter, PN 16

- Temperature: max. 30°C
- Material: gunmetal, brass, EPDM, plastic
- Connection: male thread
- Consisting of: back flush fine filter, without unions

JRG Infinity M Filter, PN 16

- Temperatur: max. 30°
- Werkstoff: Rotguss, Messing, EPDM, Kunststoff
- Anschluss: Aussengewinde
- Bestehend aus: Rückspülbarer Feinfilter, ohne Verschraubungen

GN (inch)	DN (mm)	JRG Code	GF Code	SP	Weight (kg)
1 ½	40	**1880.040**	**350 691 012**	1	7.100
2	50	**1880.050**	**350 691 013**	1	7.500

GN (inch)	DN (mm)	d2 G (inch)	d3 Rp (inch)	h1 (mm)	h2 (mm)	h3 (mm)	l1 (mm)	l2 (mm)	l3 (mm)	⬡	µm
1 ½	40	1 ¾	¼	360	500	670	145	215	152	5	100
2	50	2 ⅜	¼	360	500	670	175	215	152	5	100

1881



JRG Infinity A Filter, PN 16

- Temperature: max. 30°C
- Material: gunmetal, brass, EPDM, plastic
- Connection: male thread
- Consisting of: automatic back wash unit, back flush fine filter, without unions

JRG Infinity A Filter, PN 16

- Temperatur: max. 30°
- Werkstoff: Rotguss, Messing, EPDM, Kunststoff
- Anschluss: Aussengewinde
- Bestehend aus: Rückspülautomat, rückspülbarer Feinfilter, ohne Verschraubungen

GN (inch)	DN (mm)	JRG Code	GF Code	SP	Weight (kg)
1 ½	40	**1881.040**	**350 691 014**	1	8.500
2	50	**1881.050**	**350 691 015**	1	8.900

GN (inch)	DN (mm)	d2 G (inch)	d3 Rp (inch)	h1 (mm)	h2 (mm)	h3 (mm)	l1 (mm)	l2 (mm)	l3 (mm)	⬡	µm
1 ½	40	1 ¾	¼	315	550	670	145	215	152	5	100
2	50	2 ⅜	¼	315	550	670	175	215	152	5	100

Spare parts
Ersatzteile

8171



Filter Spare Part Set

- Description: to JRG CleanLine Filters
- Consisting of: O-ring, sieve insert

Filter Ersatzteilset

- Beschreibung: zu JRG CleanLine Filter
- Bestehend aus: O-Ring, Siebeinsatz

DN (mm)	JRG Code	GF Code	SP	Weight (kg)
25 - 32	**8171.200**	**350 690 825**	1	0.020

8171

Filter Element Set

- Description: to JRG CleanLine Filters
- Consisting of: Filtering unit incl. manual operating unit

Filter-Element Set

- Beschreibung: zu JRG CleanLine Filter
- Bestehend aus: Filtereinheit inkl. manuelle Betätigung

DN (mm)	JRG Code	GF Code	SP	Weight (kg)
25 - 32	**8171.100**	**350 690 845**	1	0.775

1801

Filter element

- Description: to 1800
- Material: stainless steel

Filtereinsatz

- Beschreibung: zu 1800
- Werkstoff: Chromnickelstahl

d (mm)	JRG Code	GF Code	SP	Weight (kg)	h1 (mm)	µm
24	**1801.000**	**350 565 901**	1	0.004	60	335

1838



Filter element

- Description: to 1350-1363, 1830-1846
- Temperature: max. 30°C
- Material: PES fleece

Filtereinsatz

- Beschreibung: zu 1350-1363, 1830-1846
- Temperatur: max. 30°
- Werkstoff: PES Vlies

d (mm)	JRG Code	GF Code	SP	Weight (kg)	h (mm)	µm
70	**1838.005**	**350 590 002**	1	0.100	250	5
70	**1838.020**	**350 590 102**	1	0.140	250	20
70	**1838.050**	**350 590 202**	1	0.100	250	50
70	**1838.150**	**350 590 302**	1	0.140	250	150
70	**1838.350**	**350 590 402**	1	0.140	250	350

1838



Filter element, standard

- Description: to 1350-1363, 1830-1846
- Temperature: max. 30°C
- Material: monofilament

Filtereinsatz, Standard

- Beschreibung: zu 1350-1363, 1830-1846
- Temperatur: max. 30°
- Werkstoff: Monofil-Gewebe

d (mm)	JRG Code	GF Code	SP	Weight (kg)	h (mm)	µm
70	**1838.100**	**350 588 702**	1	0.150	250	100

1839

Filter element

- Description: to 1350-1363, 1830-1846
- Temperature: max. 70°C
- Material: stainless steel

Filtereinsatz

- Beschreibung: zu 1350-1363, 1830-1846
- Temperatur: max. 70°C
- Werkstoff: Chromnickelstahl

d (mm)	JRG Code	GF Code	SP	Weight (kg)	h (mm)	µm
70	**1839.001**	**350 590 502**	1	0.120	250	1000
70	**1839.050**	**350 588 202**	1	0.435	250	50
70	**1839.100**	**350 590 514**	1	0.250	250	100

1848

Filter cup, PN 16

- Description: to 1350, 1353, 1830, 1840
- Material: plastic, EPDM

Filterbecher, PN 16

- Beschreibung: zu 1350, 1353, 1830, 1840
- Werkstoff: Kunststoff, EPDM

JRG Code	GF Code	SP	Weight (kg)
1848.000	**350 584 101**	1	0.840

1849

Filter cup, PN 25

- Description: to 1360, 1363, 1836, 1846
- Material: gunmetal, EPDM, plastic

Filterbecher, PN 25

- Beschreibung: zu 1360, 1363, 1836, 1846
- Werkstoff: Rotguss, EPDM, Kunststoff

JRG Code	GF Code	SP	Weight (kg)
1849.000	**355 618 202**	1	3.700

8171

JRG CleanLine Backwash unit

- Description: to 1370, 1371, 1870, 1871
- Consisting of: 100-240 V AC, cable (1.8 m), integrated power reserve

JRG CleanLine Rückspülautomat

- Beschreibung: zu 1370, 1371, 1870, 1871
- Bestehend aus: 100-240 V AC,Kabel (1.8 m), integrierte Spannungs-Reserve

l1 (mm)	l2 (mm)	l3 (mm)	JRG Code	GF Code	SP	Weight (kg)	h (mm)	T (mm)
154	49	99	**8171.300**	**350 690 910**	1	0.300	78	15

Spare Parts for 1810 / 1812
Ersatzteile für 1810 / 1812

Ersatzteile für/Piéces de rechange pour/Pezzi di ricambio per 1810 / 1812

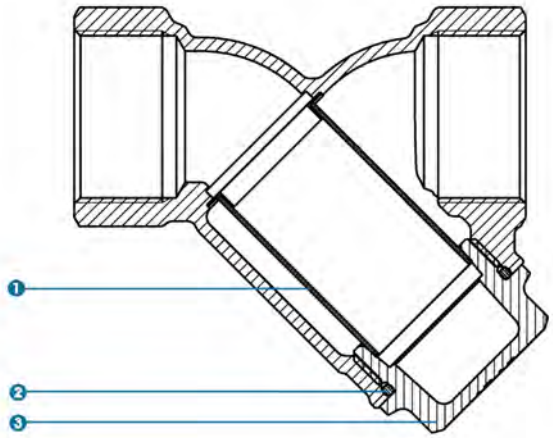

1. Filtereinsatz/Filtre grossier/Elemento filtrante
2. Flachdichtung bis/Joint plat jusqu'à/Guarnizione piana fino al 2007 / O-Ring/O-Ring/O-Ring
3. Verschlusszapfen/Bouchon/Tappo di chiusura

+GF+



(1) Filter insert 1810

(1) Filtereinsatz 1810

GN (inch)	d (mm)	h (mm)	µm	GF Code
⅜ / ½	15.5	30.0	560	**350 869 202**
¾	20.0	38.0	560	**350 869 301**
1	25.0	45.5	560	**350 869 401**
1 ¼	33.0	55.5	800	**350 869 501**
1 ½	39.0	66.0	800	**350 869 601**
2	50.0	82.0	800	**350 869 701**
2 ½	66.5	82.0	800	**350 869 802**
3	79.5	91.5	800	**350 869 902**



(1) Filter insert 1812

(1) Filtereinsatz 1812

GN (inch)	d (mm)	h (mm)	µm	GF Code
⅜ / ½	15.5	30.0	250	**350 869 201**
¾	20.0	38.0	250	**350 870 201**
1	25.0	45.5	250	**350 870 301**
1 ¼	33.0	55.5	250	**350 870 401**
1 ½	39.0	66.0	250	**350 870 501**
2	50.0	82.0	250	**350 870 601**
2 ½	66.5	82.0	560	**350 870 702**
3	79.5	91.5	560	**350 870 802**

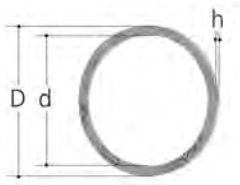

(2) Flat gasket till 2007

(2) Flachdichtung bis 2007

GN (inch)	D (mm)	d (mm)	h (mm)	GF Code
¾	31.5	26.5	1.5	**350 928 785**
1	39.5	33.5	1.5	**350 928 786**
1 ¼	49.0	42.0	1.5	**350 928 782**
1 ½	56.0	48.0	1.5	**350 928 787**
2	68.0	60.0	1.5	**350 928 772**
2 ½	84.0	75.5	1.5	**350 929 431**
3	97.0	88.0	1.5	**350 929 432**

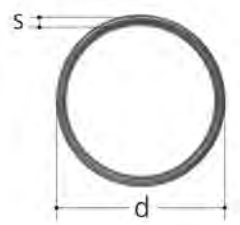

(2) O-Ring from 2007

(2) O-Ring ab 2007

GN (inch)	d (mm)	s (mm)	GF Code
½	17.1	2.6	**350 981 114**
¾	21.9	2.6	**350 981 119**
½	28.2	2.6	**350 981 123**
1 ¼	37.8	2.6	**350 981 128**
1 ½	44.1	2.6	**350 981 132**
2	55.2	2.6	**350 981 139**
2 ½	71.1	2.6	**350 981 148**
3	82.2	2.6	**350 981 151**

(3) Sealing plug

(3) Verschlusszapfen

GN (inch)	d G (inch)	h (mm)	GF Code
½	½	21	**350 868 002**
¾	¾	22	**350 868 102**
1	1	26	**350 868 202**
1 ¼	1 ¼	29	**350 868 301**
1 ½	1 ½	33	**350 868 401**
2	2	38	**350 868 501**
2 ½	2 ½	41	**350 868 601**
3	3	46	**350 868 701**

Spare Parts for 1840 / 1846
Ersatzteile für 1840 / 1846

Ersatzteile für/Spare parts for 1840 / 1846

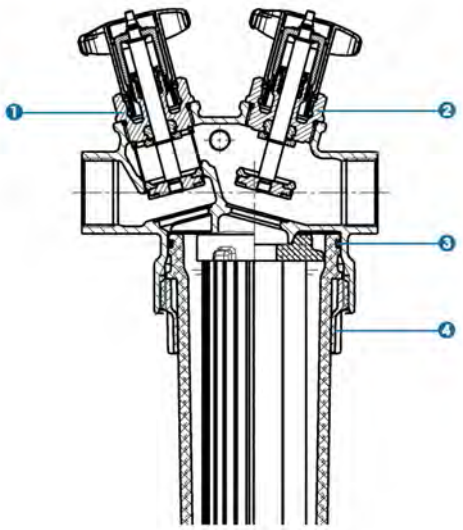

1. Oberteil Eingang/Upper part, inlet
2. Oberteil Ausgang/Upper part, outlet
3. O-Ring/O-Ring
4. Gewindering/Threaded ring

+GF+

(1) Upper part, inlet

(1) Oberteil Eingang

GN (inch)	d1 G (inch)	d2 (mm)	GF Code
1	1	60	**350 895 005**
1 ¼	1 ¼	70	**350 895 105**
1 ½	1 ½	90	**350 895 205**
2	2	90	**350 895 305**

(2) Upper part, outlet

(2) Oberteil Ausgang

GN (inch)	d1 G (inch)	d2 (mm)	GF Code
1	1	60	**350 895 006**
1 ¼	1 ¼	70	**350 895 106**
1 ½	1 ½	90	**350 895 206**
2	2	90	**350 895 306**

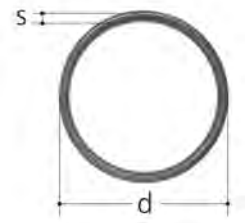

(3) O-Ring

(3) O-Ring

GN (inch)	d (mm)	s (mm)	GF Code
1 - 2	98.02	3.53	**350 981 239**

(4) Threaded ring

(4) Gewindering

GN (inch)	GF Code
1 - 2	**355 603 701**

Safety groups
Sicherheitsgruppen

2171



Shut-off and safety set, PN 10

- Description: for water heater cabinet models of closed design
- Temperature: max. 90°C
- Material: gunmetal, stainless steel, EPDM, plastic
- Factory setting: 600 kPa (6 bar)
- Consisting of: shut-off valves, safety group, ball boiler valve, distribution junction, cap, unions

Absperr- und Sicherheitsgarnitur, PN 10

- Beschreibung: für Wassererwärmer Schrankmodelle geschlossener Bauart
- Temperatur: max. 90°C
- Werkstoff: Rotguss, Chromnickelstahl, EPDM, Kunststoff
- Werkseinstellung: 600kPa (6 bar)
- Bestehend aus: Absperrarmaturen, Sicherheitsgruppen, Kugel-Kesselhahn, Kreuz für Verteiler, Kappe, Verschraubungen

d (mm)	GN (inch)	JRG Code	GF Code	SP	Weight (kg)
16	1 - ¾	**2171.100**	**350 896 081**	1	3.000

d (mm)	GN (inch)	d1 Rp (inch)	d2 G (inch)	d3 Rp (inch)	d4 (mm)	d5 G (inch)	d6 G (inch)	h1 (mm)	h2 (mm)	l (mm)	l1 (mm)	l2 (mm)	z (mm)
16	1 - ¾	1	¾	¼	53	1	1 ½	40	253	258	95	162	10

2180

"Assiwell" connector element, PN 10

- Description: to 2171, adapter to distributor 5565
- Material: stainless steel, brass
- Consisting of: flexible corrugated pipe, insulating tube, cap nuts, gaskets

"Assiwell" Anschlusselement, PN 10

- Beschreibung: zu 2171, Übergang zu Verteiler 5565
- Werkstoff: Edelstahl, Messing
- Bestehend aus: flexibles Wellrohr, Isolierschlauch, Überwurfmuttern, Dichtungen

GN (mm)	JRG Code	GF Code	SP	Weight (kg)	d2 G (inch)	l (mm)
20	**2180.000**	**350 849 101**	1	0.315	1	580

2190



JRG LegioStop Shut-off and safety set, PN 10

- Temperature: max. 90°C
- Material: gunmetal, stainless steel, EPDM, plastic
- Factory setting: 600 kPa (6 bar)
- Connection: female thread
- Consisting of: non-return valve closable, safety valve

JRG LegioStop Absperr- und Sicherheitsgarnitur, PN 10

- Temperatur: max. 90°C
- Werkstoff: Rotguss, Chromnickelstahl, EPDM, Kunststoff
- Werkseinstellung: 600kPa (6 bar)
- Anschluss: Innengewinde
- Bestehend aus: Rückflussverhinderer absperrbar, Sicherheitsventil

GN (inch)	DN (mm)	JRG Code	GF Code	SP	Weight (kg)
¾	20	**2190.320**	**351 061 280**	1	0.950
1	25	**2190.400**	**351 061 282**	1	1.350
1 ¼	32	**2190.480**	**351 061 284**	1	1.650

GN (inch)	DN (mm)	d1 Rp (inch)	d2 R (inch)	d3 G (inch)	d4 Rp (inch)	h1 (mm)	h2 (mm)	h3 (mm)	h4 (mm)	h5 (mm)	l1 (mm)	l2 (mm)	l3 (mm)	z1 (mm)	z2 (mm)
¾	20	¾	¾	¾	¼	75	57	32	62	22	105	77	48	12	33
1	25	1	¾	1	¼	90	59	32	62	32	117	82	48	15	40
1 ¼	32	1 ¼	¾	1 ¼	¼	110	59	32	62	40	130	87	48	19	52

GN (inch)	DN (mm)	z3 (mm)	⬡
¾	20	17	6
1	25	17	6
1 ¼	32	17	6

2191

JRG LegioStop Shut-off and safety set, PN 10

- Temperature: max. 90°C
- Material: gunmetal, stainless steel, EPDM, plastic
- Factory setting: 600 kPa (6 bar)
- Connection: male thread
- Consisting of: non-return valve closable, safety valve

JRG LegioStop Absperr- und Sicherheitsgarnitur, PN 10

- Temperatur: max. 90°C
- Werkstoff: Rotguss, Chromnickelstahl, EPDM, Kunststoff
- Werkseinstellung: 600kPa (6 bar)
- Anschluss: Aussengewinde
- Bestehend aus: Rückflussverhinderer absperrbar, Sicherheitsventil

DN (mm)	JRG Code	GF Code	SP	Weight (kg)
20	**2191.020**	**351 061 180**	1	1.110
25	**2191.025**	**351 061 182**	1	1.290
32	**2191.032**	**351 061 184**	1	1.500

DN (mm)	d1 G (inch)	d2 Rp (inch)	d3 G (inch)	d4 Rp (inch)	d5 (mm)	h2 (mm)	h3 (mm)	h4 (mm)	h5 (mm)	l1 (mm)	l2 (mm)	l3 (mm)	z1 (mm)	z2 (mm)	z3 (mm)
20	1	¾	¾	¼	53	42	32	62	37	105	77	48	24	63	17
25	1 ¼	¾	1	¼	60	42	32	62	48	117	82	48	25	75	17
32	1 ½	¾	1 ¼	¼	70	42	32	82	57	130	87	48	30	89	17

DN (mm)	⬡
20	6
25	6
32	6

2200

Safety group, PN 10

- Temperature: max. 90°C
- Material: gunmetal, EPDM, plastic
- Factory setting: 600 kPa (6 bar)
- Connection: male thread
- Consisting of: non return valve, safety valve, unions

Sicherheitsgruppe, PN 10

- Temperatur: max. 90°C
- Werkstoff: Rotguss, EPDM, Kunststoff
- Werkseinstellung: 600kPa (6 bar)
- Anschluss: Aussengewinde
- Bestehend aus: Rückschlagventil, Sicherheitsventil, Verschraubungen

GN (inch)	DN (mm)	JRG Code	GF Code	SP	Weight (kg)
½	15	**2200.240**	**350 782 280**	1	0.600
¾	20	**2200.320**	**350 782 380**	1	0.900

GN (inch)	DN (mm)	d1 R (inch)	d2 Rp (inch)	d3 G (inch)	d4 (mm)	d5 Rp (inch)	h1 (mm)	h2 (mm)	l (mm)	l1 (mm)	l2 (mm)	l3 (mm)	z1 (mm)	z2 (mm)
½	15	½	¾	¾	30	¼	83	38	130	45	35	25	61	52
¾	20	¾	1	1	30	¼	87	47	144	52	35	29	70	54

2200

Safety group, PN 10, chromium-plated

- Temperature: max. 90°C
- Material: gunmetal, EPDM, plastic
- Factory setting: 600 kPa (6 bar)
- Connection: male thread
- Consisting of: non return valve, safety valve, unions

Sicherheitsgruppe, PN 10, verchromt

- Temperatur: max. 90°C
- Werkstoff: Rotguss, EPDM, Kunststoff
- Werkseinstellung: 600kPa (6 bar)
- Anschluss: Aussengewinde
- Bestehend aus: Rückschlagventil, Sicherheitsventil, Verschraubungen

GN (inch)	DN (mm)	JRG Code	GF Code	SP	Weight (kg)
½	15	**2200.241**	**350 782 284**	1	0.690
¾	20	**2200.321**	**350 782 384**	1	0.900

GN (inch)	DN (mm)	d1 R (inch)	d2 Rp (inch)	d3 G (inch)	d4 (mm)	d5 Rp (inch)	h1 (mm)	h2 (mm)	l (mm)	l1 (mm)	l2 (mm)	l3 (mm)	z1 (mm)	z2 (mm)
½	15	½	¾	¾	30	¼	83	38	130	45	35	25	61	52
¾	20	¾	1	1	30	¼	87	47	144	52	35	29	70	54

2203

Safety group, PN 10

- Temperature: max. 90°C
- Material: gunmetal, EPDM, plastic
- Factory setting: 600 kPa (6 bar)
- Connection: male thread
- Consisting of: non return valve, safety valve, without unions

Sicherheitsgruppe, PN 10

- Temperatur: max. 90°C
- Werkstoff: Rotguss, EPDM, Kunststoff
- Werkseinstellung: 600kPa (6 bar)
- Anschluss: Aussengewinde
- Bestehend aus: Rückschlagventil, Sicherheitsventil, ohne Verschraubungen

GN (inch)	DN (mm)	JRG Code	GF Code	SP	Weight (kg)
½	15	**2203.015**	**350 782 282**	1	0.560
¾	20	**2203.020**	**350 782 382**	1	0.874

GN (inch)	DN (mm)	d2 Rp (inch)	d3 G (inch)	d4 (mm)	d5 Rp (inch)	h1 (mm)	h2 (mm)	l (mm)	l1 (mm)	l2 (mm)
½	15	¾	¾	30	¼	83	38	80	45	35
¾	20	1	1	30	¼	87	47	87	52	35

2210

Safety group, PN 10

- Temperature: max. 90°C
- Material: gunmetal, EPDM, plastic
- Factory setting: 600 kPa (6 bar)
- Connection: male thread
- Consisting of: non return valve, safety valve, unions, pipe interrupter

Sicherheitsgruppe, PN 10

- Temperatur: max. 90°C
- Werkstoff: Rotguss, EPDM, Kunststoff
- Werkseinstellung: 600kPa (6 bar)
- Anschluss: Aussengewinde
- Bestehend aus: Rückschlagventil, Sicherheitsventil, Verschraubungen, Rohrunterbrecher

GN (inch)	DN (mm)	JRG Code	GF Code	SP	Weight (kg)
½	15	**2210.240**	**350 782 283**	1	0.750
¾	20	**2210.320**	**350 782 383**	1	1.200

GN (inch)	DN (mm)	d1 R (inch)	d2 R (inch)	d3 G (inch)	d4 (mm)	d5 Rp (inch)	d6 G (inch)	h1 (mm)	h2 (mm)	h3 (mm)	l (mm)	l1 (mm)	l2 (mm)	l3 (mm)	z1 (mm)
½	15	½	1	¾	30	¼	1	83	75	29	130	45	35	25	61
¾	20	¾	1	1	30	¼	1 ¼	87	87	34	144	52	35	29	70

GN (inch)	DN (mm)	z2 (mm)	z3 (mm)
½	15	52	94
¾	20	54	110

2230

Safety group JUNIOR, PN 16

- Temperature: max. 90°C
- Material: gunmetal, stainless steel, EPDM, plastic
- Factory setting: pressure reducing valve 400 kPa (4 bar), safety valve 600 kPa (6 bar)
- Connection: female thread, male thread
- Consisting of: coarse filter, pressure reducing valve, safety valve, back flow preventer, unions

Sicherheitsgruppe JUNIOR, PN 16

- Temperatur: max. 90°C
- Werkstoff: Rotguss, Chromnickelstahl, EPDM, Kunststoff
- Werkseinstellung: Druckminderer 400 kPa (4 bar), Sicherheitsventil 600 kPa (6 bar)
- Anschluss: Innengewinde, Aussengewinde
- Bestehend aus: Grobsieb, Druckminderer, Sicherheitsventil, Rückflussverhinderer, Verschraubungen

GN (inch)	DN (mm)	JRG Code	GF Code	SP	Weight (kg)
½	15	**2230.240**	**350 712 980**	1	1.100
¾	20	**2230.320**	**350 713 080**	1	1.480

GN (inch)	DN (mm)	d1 R (inch)	d2 Rp (inch)	d3 G (inch)	d4 (mm)	d5 Rp (inch)	d7 (mm)	h1 (mm)	h2 (mm)	l (mm)	l1 (mm)	l2 (mm)	l3 (mm)	z1 (mm)	z2 (mm)
½	15	½	¾	¾	30	¼	52	83	34	165	86	29	25	102	46
¾	20	¾	¼	¼	30	¼	58	87	40	182	95	30	29	113	49

2230

Safety group JUNIOR, PN 16, chromium-plated

- Temperature: max. 90°C
- Material: gunmetal, stainless steel, EPDM, plastic
- Factory setting: pressure reducing valve 400 kPa (4 bar), safety valve 600 kPa (6 bar)
- Connection: female thread, male thread
- Consisting of: coarse filter, pressure reducing valve, safety valve, back flow preventer, unions

Sicherheitsgruppe JUNIOR, PN 16, verchromt

- Temperatur: max. 90°C
- Werkstoff: Rotguss, Chromnickelstahl, EPDM, Kunststoff
- Werkseinstellung: Druckminderer 400 kPa (4 bar), Sicherheitsventil 600 kPa (6 bar)
- Anschluss: Innengewinde, Aussengewinde
- Bestehend aus: Grobsieb, Druckminderer, Sicherheitsventil, Rückflussverhinderer, Verschraubungen

d R (inch)	GN (inch)	DN (mm)	JRG Code	GF Code	SP	Weight (kg)
½	½	15	**2230.241**	**350 712 984**	1	1.110
¾	¾	20	**2230.321**	**350 713 084**	1	1.480

d R (inch)	GN (inch)	DN (mm)	d2 Rp (inch)	d3 G (inch)	d4 (mm)	d5 Rp (inch)	h1 (mm)	h2 (mm)	l (mm)	l1 (mm)	l2 (mm)	l3 (mm)	z1 (mm)	z2 (mm)
½	½	15	¾	¾	30	¼	83	34	165	86	29	25	102	46
¾	¾	20	1	1	30	¼	87	40	182	95	30	29	113	49

2233

Safety group JUNIOR, PN 16

- Temperature: max. 90°C
- Material: gunmetal, stainless steel, EPDM, plastic
- Factory setting: pressure reducing valve 400 kPa (4 bar), safety valve 600 kPa (6 bar)
- Connection: female thread, male thread
- Consisting of: coarse filter, pressure reducing valve, safety valve, back flow preventer, without unions

Sicherheitsgruppe JUNIOR, PN 16

- Temperatur: max. 90°C
- Werkstoff: Rotguss, Chromnickelstahl, EPDM, Kunststoff
- Werkseinstellung: Druckminderer 400 kPa (4 bar), Sicherheitsventil 600 kPa (6 bar)
- Anschluss: Innengewinde, Aussengewinde
- Bestehend aus: Grobsieb, Druckminderer, Sicherheitsventil, Rückflussverhinderer, ohne Verschraubungen

GN (inch)	DN (mm)	JRG Code	GF Code	SP	Weight (kg)
½	15	**2233.015**	**350 712 982**	1	1.000
¾	20	**2233.020**	**350 713 082**	1	1.280

GN (inch)	DN (mm)	d2 Rp (inch)	d3 G (inch)	d4 (mm)	d5 Rp (inch)	d7 (mm)	h1 (mm)	h2 (mm)	l (mm)	l1 (mm)	l2 (mm)
½	15	¾	¾	30	¼	52	83	34	115	86	29
¾	20	1	1	30	¼	58	87	40	125	95	30

2240



Safety group JUNIOR, PN 16

- Temperature: max. 90°C
- Material: gunmetal, stainless steel, EPDM, plastic
- Factory setting: pressure reducing valve 400 kPa (4 bar), safety valve 600 kPa (6 bar)
- Connection: male thread
- Consisting of: coarse filter, pressure reducing valve, safety valve, back flow preventer, unions, pipe interrupter

Sicherheitsgruppe JUNIOR, PN 16

- Temperatur: max. 90°C
- Werkstoff: Rotguss, Chromnickelstahl, EPDM, Kunststoff
- Werkseinstellung: Druckminderer 400 kPa (4 bar), Sicherheitsventil 600 kPa (6 bar)
- Anschluss: Aussengewinde
- Bestehend aus: Grobsieb, Druckminderer, Sicherheitsventil, Rückflussverhinderer, Verschraubungen, Rohrunterbrecher

GN (inch)	DN (mm)	JRG Code	GF Code	SP	Weight (kg)
½	15	**2240.240**	**350 712 983**	1	1.300
¾	20	**2240.320**	**350 713 083**	1	1.770

GN (inch)	DN (mm)	d1 R (inch)	d2 R (inch)	d3 G (inch)	d4 (mm)	d5 Rp (inch)	d6 G (inch)	h1 (mm)	h2 (mm)	h3 (mm)	l (mm)	l1 (mm)	l2 (mm)	z1 (mm)	z2 (mm)
½	15	½	¾	¾	30	¼	1	83	71	29	165	86	25	102	46
¾	20	¾	1	1	30	¼	1 ¼	87	80	34	182	95	30	113	49

GN (inch)	DN (mm)	z3 (mm)
½	15	90
¾	20	103

Accessories
Zubehör

8210

Union with angle

- Description: to 2112, 2142
- Material: gunmetal

Bogenverschraubung

- Beschreibung: zu 2112, 2142
- Werkstoff: Rotguss

GN (inch)	DN (mm)	JRG Code	GF Code	SP	Weight (kg)	d1 R (inch)	d2 (mm)	d3 G (inch)	h4 (mm)	h5 (mm)	l2 (mm)	l3 (mm)
½	15	**8210.240**	**350 277 901**	1	0.200	½	65	¾	50	20	6	35
¾	20	**8210.320**	**350 847 501**	1	0.240	¾	65	1	43	27	7	43
1	25	**8210.400**	**350 880 601**	1	0.200	1	70	1 ¼	45	25	8	50

8210

Union with angle, chromium-plated

- Description: to 2112, 2142
- Material: gunmetal

Bogenverschraubung, verchromt

- Beschreibung: zu 2112, 2142
- Werkstoff: Rotguss

GN (inch)	DN (mm)	JRG Code	GF Code	SP	Weight (kg)	d1 R (inch)	d2 (mm)	d3 G (inch)	h4 (mm)	h5 (mm)	l2 (mm)	l3 (mm)
½	15	**8210.241**	**350 277 903**	1	0.200	½	55	¾	50	20	6	35
¾	20	**8210.321**	**350 847 502**	1	0.275	¾	65	1	43	27	7	43

8222

Pipe interrupter

- Description: to 2100, 2130
- Material: brass
- Connection: male thread

Rohrunterbrecher

- Beschreibung: zu 2100, 2130
- Werkstoff: Messing
- Anschluss: Aussengewinde

GN (inch)	DN (mm)	JRG Code	GF Code	SP	Weight (kg)	d1 G (inch)	d2 G (inch)	h (mm)
½	15	**8222.240**	**350 848 901**	1	0.080	¾	1	37
¾	20	**8222.320**	**350 849 001**	1	0.130	1	1 ¼	40

8222

Pipe interrupter, chromium-plated

- Description: to 2100, 2130
- Material: brass
- Connection: male thread

Rohrunterbrecher, verchromt

- Beschreibung: zu 2100, 2130
- Werkstoff: Messing
- Anschluss: Aussengewinde

GN (inch)	DN (mm)	JRG Code	GF Code	SP	Weight (kg)	d1 G (inch)	d2 G (inch)	h (mm)
½	15	**8222.241**	**350 848 902**	1	0.080	¾	1	37
¾	20	**8222.321**	**350 849 002**	1	0.130	1	1 ¼	40

Thermostatic mixing valves
Thermomischer

3000

JRGUMAT thermostatic mixing valve, PN 6

- Description: for dishwashers
- Material: gunmetal
- Factory setting: 50 / 55 / 60 / 65°C (adjustable 50 - 70°C)
- Connection: female thread

JRGUMAT Thermomischer, PN 6

- Beschreibung: für Waschmaschinen
- Werkstoff: Rotguss
- Auslieferzustand: 50 / 55 / 60 / 65°C (einstellbereich 50 - 70°C)
- Anschluss: Innengewinde

GN (inch)	DN (mm)	range (°C)	Temperature (°C)	JRG Code	GF Code	SP	Weight (kg)
⅜	10	50 - 70	50	**3000.050**	**350 295 601**	1	0.640
⅜	10	50 - 70	55	**3000.055**	**350 295 605**	1	0.640
⅜	10	50 - 70	60	**3000.060**	**350 295 606**	1	0.640
⅜	10	50 - 70	65	**3000.065**	**350 295 607**	1	0.640

GN (inch)	DN (mm)	d1 Rp (inch)	d2 Rp (inch)	h1 (mm)	h2 (mm)	h3 (mm)	h4 (mm)	l (mm)	l1 (mm)	l2 (mm)
⅜	10	⅜	⅜	79	41	67	57	126	39	51
⅜	10	⅜	⅜	79	41	67	57	126	39	51
⅜	10	⅜	⅜	79	41	67	57	126	39	51
⅜	10	⅜	⅜	79	41	67	57	126	39	51

3100



JRGUMAT thermostatic mixing valve, PN 10

- Material: gunmetal
- Factory setting: 18 / 26 / 38 / 42 / 50 / 55 / 60 / 65°C (adjustable)
- Connection: male thread

JRGUMAT Thermomischer, PN 10

- Werkstoff: Rotguss
- Auslieferzustand: 18 / 26 / 38 / 42 / 50 / 55 / 60 / 65°C (einstellbar)
- Anschluss: Aussengewinde

GN (inch)	DN (mm)	range (°C)	Temperature (°C)	JRG Code	GF Code	SP	Weight (kg)
½	15	12 - 25	18	**3100.018**	**350 281 425**	1	1.030
½	15	22 - 30	26	**3100.026**	**350 281 426**	1	1.030
½	15	36 - 40	38	**3100.038**	**350 281 423**	1	1.030
½	15	40 - 44	42	**3100.042**	**350 281 422**	1	1.030
½	15	50 - 65	50	**3100.050**	**350 281 421**	1	1.030
½	15	50 - 65	55	**3100.055**	**350 281 427**	1	1.045
½	15	50 - 65	60	**3100.060**	**350 281 428**	1	1.030
½	15	50 - 65	65	**3100.065**	**350 281 409**	1	1.030

GN (inch)	DN (mm)	d1 R (inch)	d2 R (inch)	d3 G (inch)	h (mm)	h1 (mm)	h2 (mm)	h3 (mm)	l (mm)	l1 (mm)	l2 (mm)	l3 (mm)	l4 (mm)	l5 (mm)	l6 (mm)
½	15	½	½	¾	75	50	25	60	168	50	29	26	30	16	72
½	15	½	½	¾	75	50	25	60	168	50	29	26	30	16	72
½	15	½	½	¾	75	50	25	60	168	50	29	26	30	16	72
½	15	½	½	¾	75	50	25	60	168	50	29	26	30	16	72

table continued on the next page



GN (inch)	DN (mm)	d1 R (inch)	d2 R (inch)	d3 G (inch)	h (mm)	h1 (mm)	h2 (mm)	h3 (mm)	l (mm)	l1 (mm)	l2 (mm)	l3 (mm)	l4 (mm)	l5 (mm)	l6 (mm)
½	15	½	½	¾	75	50	25	60	168	50	29	26	30	16	72
½	15	½	½	¾	75	50	25	60	168	50	29	26	30	16	72
½	15	½	½	¾	75	50	25	60	168	50	29	26	30	16	72
½	15	½	½	¾	75	50	25	60	168	50	29	26	30	16	72

3100



JRGUMAT thermostatic mixing valve, PN 10, chromium-plated

- Material: gunmetal
- Connection: male thread

JRGUMAT Thermomischer, PN 10, verchromt

- Werkstoff: Rotguss
- Anschluss: Aussengewinde

GN (inch)	DN (mm)	Temperature (°C)	JRG Code	GF Code	Weight (kg)
½	15	18	**3100.118**	**350 281 414**	1.030
½	15	26	**3100.126**	**350 281 415**	1.030
½	15	38	**3100.138**	**350 281 416**	1.030
½	15	42	**3100.142**	**350 281 417**	1.030
½	15	50	**3100.150**	**350 281 410**	1.030

GN (inch)	DN (mm)	d1 R (inch)	d2 R (inch)	d3 G (inch)	h (mm)	h1 (mm)	h2 (mm)	h3 (mm)	l (mm)	l1 (mm)	l2 (mm)	l3 (mm)	l4 (mm)	l5 (mm)	l6 (mm)
½	15	½	½	¾	75	50	25	60	168	50	29	26	30	16	72
½	15	½	½	¾	75	50	25	60	168	50	29	26	30	16	72
½	15	½	½	¾	75	50	25	60	168	50	29	26	30	16	72
½	15	½	½	¾	75	50	25	60	168	50	29	26	30	16	72
½	15	½	½	¾	75	50	25	60	168	50	29	26	30	16	72

3110



JRGUMAT thermostatic mixing valve, PN 10

- Material: gunmetal
- Connection: male thread

JRGUMAT Thermomischer, PN 10

- Werkstoff: Rotguss
- Anschluss: Aussengewinde

GN (inch)	DN (mm)	range (°C)	Temperature (°C)	JRG Code	GF Code	SP	Weight (kg)
½	15	12 - 25	18	**3110.018**	**350 281 805**	1	1.150
½	15	22 - 30	26	**3110.026**	**350 281 806**	1	1.150
½	15	36 - 40	38	**3110.038**	**350 281 803**	1	1.150

table continued on the next page



GN (inch)	DN (mm)	range (°C)	Temperature (°C)	JRG Code	GF Code	SP	Weight (kg)
½	15	40 - 44	42	**3110.042**	**350 281 802**	1	1.150
½	15	50 - 65	50	**3110.050**	**350 281 801**	1	1.150
½	15	50 - 65	55	**3110.055**	**350 281 807**	1	1.150
½	15	50 - 65	60	**3110.060**	**350 281 808**	1	1.150

GN (inch)	DN (mm)	d1 R (inch)	d2 R (inch)	d3 G (inch)	h (mm)	h1 (mm)	h2 (mm)	h3 (mm)	l (mm)	l1 (mm)	l2 (mm)	l3 (mm)	l4 (mm)	l5 (mm)	l6 (mm)
½	15	½	½	¾	75	50	25	60	168	50	29	47	30	16	93
½	15	½	½	¾	75	50	25	60	168	50	29	47	30	16	93
½	15	½	½	¾	75	50	25	60	168	50	29	47	30	16	93
½	15	½	½	¾	75	50	25	60	168	50	29	47	30	16	93
½	15	½	½	¾	75	50	25	60	168	50	29	47	30	16	93
½	15	½	½	¾	75	50	25	60	168	50	29	47	30	16	93
½	15	½	½	¾	75	50	25	60	168	50	29	47	30	16	93

3400

JRGUMAT thermostatic mixing valve, PN 10

- Temperature: max. 90°C
- Material: gunmetal
- Connection: male thread

JRGUMAT Thermomischer, PN 10

- Temperatur: max. 90°C
- Werkstoff: Rotguss
- Anschluss: Aussengewinde

GN (inch)	DN (mm)	range (°C)	Temperature (°C)	JRG Code	GF Code	SP	Weight (kg)
½	15	20 - 30	25	**3400.910**	**350 760 511**	1	0.530
½	15	30 - 45	40	**3400.912**	**350 760 512**	1	0.530
½	15	35 - 55	48	**3400.914**	**350 760 517**	1	0.530
½	15	45 - 65	55	**3400.916**	**350 760 513**	1	0.530
¾	20	20 - 30	25	**3400.920**	**350 760 411**	1	0.700
¾	20	30 - 45	40	**3400.922**	**350 760 412**	1	0.670
¾	20	35 - 55	48	**3400.924**	**350 760 417**	1	0.670
¾	20	45 - 65	55	**3400.926**	**350 760 413**	1	0.701
1	25	20 - 30	25	**3400.930**	**350 760 311**	1	0.870
1	25	30 - 45	40	**3400.932**	**350 760 312**	1	0.870
1	25	35 - 55	48	**3400.934**	**350 760 317**	1	0.910
1	25	45 - 65	55	**3400.936**	**350 760 313**	1	0.910
1 ¼	32	20 - 30	25	**3400.940**	**350 760 211**	1	1.670
1 ¼	32	30 - 45	40	**3400.942**	**350 760 212**	1	1.630
1 ¼	32	35 - 55	48	**3400.944**	**350 760 217**	1	1.590
1 ¼	32	45 - 65	55	**3400.946**	**350 760 213**	1	1.590
1 ½	40	20 - 30	25	**3400.950**	**350 760 111**	1	2.140
1 ½	40	30 - 45	40	**3400.952**	**350 760 112**	1	2.140
1 ½	40	35 - 55	48	**3400.954**	**350 760 117**	1	2.140
1 ½	40	45 - 65	55	**3400.956**	**350 760 113**	1	2.100
2	50	20 - 30	25	**3400.960**	**350 760 011**	1	3.610
2	50	30 - 45	40	**3400.962**	**350 760 012**	1	3.510
2	50	35 - 55	48	**3400.964**	**350 760 017**	1	3.510
2	50	45 - 65	55	**3400.966**	**350 760 013**	1	3.510

GN (inch)	DN (mm)	d2 G (inch)	d3 G (inch)	h1 (mm)	h2 (mm)	h3 (mm)	l (mm)	l1 (mm)	l2 (mm)	⬡
½	15	1 ⅛			47	35	90	35	55	5
½	15	1 ⅛			47	35	90	35	55	5
½	15	1 ⅛			47	35	90	35	55	5
½	15	1 ⅛			47	35	90	35	55	5
¾	20	1 ¼	½	32	49	40	100	40	60	5
¾	20	1 ¼	½	32	49	40	100	40	60	5

table continued on the next page

GN (inch)	DN (mm)	d2 G (inch)	d3 G (inch)	h1 (mm)	h2 (mm)	h3 (mm)	l (mm)	l1 (mm)	l2 (mm)	⬡
¾	20	1 ¼	½	32	49	40	100	40	60	5
¾	20	1 ¼	½	32	49	40	100	40	60	5
1	25	1 ½	¾	36	51	43	110	43	67	5
1	25	1 ½	¾	36	51	43	110	43	67	5
1	25	1 ½	¾	36	51	43	110	43	67	5
1	25	1 ½	¾	36	51	43	110	43	67	5
1 ¼	32	2	¾	41	75	52	130	52	78	8
1 ¼	32	2	¾	41	75	52	130	52	78	8
1 ¼	32	2	¾	41	75	52	130	52	78	8
1 ¼	32	2	¾	41	75	52	130	52	78	8
1 ½	40	2 ¼	¾	50	77	58	150	58	92	8
1 ½	40	2 ¼	¾	50	77	58	150	58	92	8
1 ½	40	2 ¼	¾	50	77	58	150	58	92	8
1 ½	40	2 ¼	¾	50	77	58	150	58	92	8
2	50	2 ¾	¾	60	85	70	180	70	110	8
2	50	2 ¾	¾	60	85	70	180	70	110	8
2	50	2 ¾	¾	60	85	70	180	70	110	8
2	50	2 ¾	¾	60	85	70	180	70	110	8

3410

JRGUMAT thermostatic mixing valve, PN 10

- Temperature: max. 90°C
- Material: gunmetal
- Connection: flange

JRGUMAT Thermomischer, PN 10

- Temperatur: max. 90°C
- Werkstoff: Rotguss
- Anschluss: Flansch

DN (mm)	range (°C)	Temperature (°C)	JRG Code	GF Code	SP	Weight (kg)
65	20 - 30	25	**3410.601**	**350 767 214**	1	22.500
65	30 - 45	40	**3410.605**	**350 767 215**	1	22.500
65	35 - 55	48	**3410.606**	**350 767 218**	1	22.680
65	45 - 65	55	**3410.608**	**350 767 216**	1	22.500
80	20 - 30	25	**3410.801**	**350 767 414**	1	27.500
80	30 - 45	40	**3410.805**	**350 767 415**	1	27.500
80	35 - 55	48	**3410.806**	**350 767 418**	1	27.734
80	45 - 65	55	**3410.808**	**350 767 416**	1	27.500

DN (mm)	d1 (mm)	d2 G (inch)	d3 (mm)	h1 (mm)	h2 (mm)	l1 (mm)	l2 (mm)	l3 (mm)	○	⬡
65	65	1 ½	185	82	121	145	290	112	4	8
65	65	1 ½	185	82	121	145	290	112	4	8
65	65	1 ½	185	82	121	145	290	112	4	8
65	65	1 ½	185	82	121	145	290	112	4	8
80	80	2	200	92	127	155	310	124	8	8
80	80	2	200	92	127	155	310	124	8	8
80	80	2	200	92	127	155	310	124	8	8
80	80	2	200	92	127	155	310	124	8	8

3412

JRGUMAT thermostatic mixing valve British Standard, PN 10

- Temperature: max. 90°C
- Material: gunmetal
- Connection: flange

JRGUMAT Thermomischer Britischer Standard, PN 10

- Temperatur: max. 90°C
- Werkstoff: Rotguss
- Anschluss: Flansch

DN (mm)	Temperature (°C)	JRG Code	GF Code	SP	Weight (kg)
65	40	**3412.605**	**350 767 212**	1	22.500
65	55	**3412.608**	**350 767 203**	1	22.500
80	40	**3412.805**	**350 767 402**	1	27.500
80	55	**3412.808**	**350 767 403**	1	27.500

DN (mm)	d1 (mm)	d2 G (inch)	d3 (mm)	h1 (mm)	h2 (mm)	l1 (mm)	l2 (mm)	l3 (mm)	⬡
65	65	1 ½	185	82	121	145	290	112	8
65	65	1 ½	185	82	121	145	290	112	8
80	80	2	200	92	127	155	310	124	8
80	80	2	200	92	127	155	310	124	8

3500

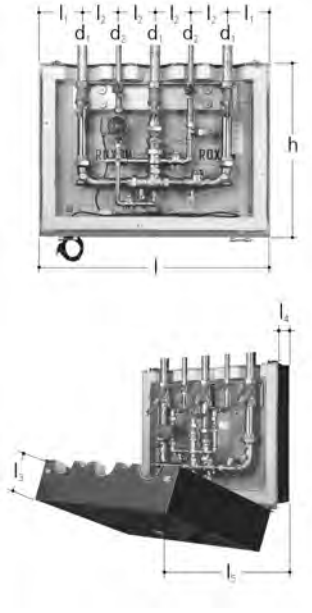

JRGUMAT compact blending water facility, without by-pass

- Description: KV-value 3500 1½ (DN 40) = 10,8 m3/h, 3500 2 (DN 50) = 14,0 m3/h
- Factory setting: 25 / 40 / 48 / 55°C (adjustable)

JRGUMAT Kompaktmischwasseranlage, ohne By-Pass-Regelung

- Beschreibung: KV-Wert 3500 1½ (DN 40) = 10,8 m3/h, 3500 2 (DN 50) = 14,0 m3/h
- Auslieferzustand: 25 / 40 / 48 / 55°C (einstellbereich)

GN (inch)	DN (mm)	JRG Code	Weight (kg)	d1 Rp (inch)	d2 Rp (inch)	h (mm)	l (mm)	l1 (mm)	l2 (mm)	l3 (mm)	l4 (mm)	l5 (mm)
1 ½	40	**3500.010**	65.000	1 ½	¾	820	1080	200	170	240	134	990
2	50	**3500.020**	72.000	2	¾	820	1080	200	170	240	134	990

3510



JRGUMAT compact blending water facility, with by-pass

- Description: KV-value 3510 2 (DN 50) = 13,0 m3/h
- Factory setting: 25 / 40 / 48 / 55°C (adjustable)

JRGUMAT Kompaktmischwasseranlage, mit By-Pass-Regelung

- Beschreibung: KV-Wert 3510 2 (DN 50) = 13,0 m3/h
- Auslieferzustand: 25 / 40 / 48 / 55°C (einstellbereich)

GN (inch)	DN (mm)	JRG Code	Weight (kg)	d1 Rp (inch)	d2 Rp (inch)	h (mm)	l (mm)	l1 (mm)	l2 (mm)	l3 (mm)	l4 (mm)	l5 (mm)
2	50	**3510.020**	77.000	2	¾	820	1080	200	170	240	134	990

3590



By-pass for thermal disinfecting

- Material: gunmetal
- Consisting of: t-piece, three way valve with control drive, electrical cable, plug

Umgehung für thermische Desinfektion

- Werkstoff: Rotguss
- Bestehend aus: T-Stück, Dreiwegventil mit Stellantrieb, Kabel, Stecker

GN (inch)	DN (mm)	JRG Code	GF Code	SP	Weight (kg)
1 ½	40	**3590.560**	**350 892 511**	1	9.790
2	50	**3590.640**	**350 892 502**	1	14.530

GN (inch)	DN (mm)	d1 G (inch)	d2 G (inch)	d3 (mm)	h1 (mm)	h2 (mm)	h3 (mm)	h4 (mm)	h5 (mm)	l1 (mm)	l2 (mm)	l3 (mm)	l4 (mm)
1 ½	40	2 ¼	1 ¼	50	84	165	173	125	155	200	680	75	275
2	50	2 ¾	1 ¼	50	84	188	185	125	155	200	680	75	275

Accesssoires
Zubehör

8204

Union

- Description: to 1640, 1660-1663, 3400, 3410, 5130
- Material: malleable cast iron, galvanized
- Connection: female thread

Verschraubung

- Beschreibung: zu 1640, 1660-1663, 3400, 3410, 5130
- Werkstoff: Temperguss, verzinkt
- Anschluss: Innengewinde

GN (inch)	DN (mm)	JRG Code	GF Code	SP	Weight (kg)	d1 Rp (inch)	d2 G (inch)	l1 (mm)	l2 (mm)	z (mm)
½	15	**8204.240**	**350 485 601**	1	0.150	½	1 ⅛	23	10	10
¾	20	**8204.320**	**350 485 701**	1	0.170	¾	1 ¼	24	11	9
1	25	**8204.400**	**350 485 801**	1	0.230	1	1 ½	27	11	10
1 ¼	32	**8204.480**	**350 485 901**	1	0.400	1 ¼	2	32	12	13
1 ½	40	**8204.560**	**350 486 001**	1	0.510	1 ½	2 ¼	34	13	15
2	50	**8204.640**	**350 486 101**	1	0.675	2	2 ¾	36	15	12

8209

Soldering union

- Description: to 3400, 3410, 5120
- Material: gunmetal, brass

* as long as stock last

Lötverschraubung

- Beschreibung: zu 3400, 3410, 5120
- Werkstoff: Rotguss, Messing

* solange Vorrat

	d (mm)	DN (mm)	JRG Code	GF Code	SP	Weight (kg)	d1 (mm)	d2 G (inch)	l1 (mm)	l2 (mm)	z (mm)
*	18	15	**8209.018**	**350 484 102**	1	0.120	18	1 ⅛	23	8	8
	22	20	**8209.022**	**350 484 201**	1	0.175	22	1 ¼	24	8	7
	22	20	**8209.122**	**355 630 901**	1	0.250	22	1 ½	24	9	7
	28	25	**8209.028**	**350 484 301**	1	0.260	28	1 ½	26	9	6
	35	32	**8209.035**	**350 484 401**	1	0.380	35	2	33	9	8
	42	40	**8209.042**	**350 484 601**	1	0.500	42	2 ¼	37	11	8
	54	50	**8209.054**	**350 484 801**	1	0.730	54	2 ¾	42	14	8

8283

Escutcheon

- Material: brass

Rosette

- Werkstoff: Messing

GN (inch)	DN (mm)	JRG Code	GF Code	SP	Weight (kg)	d G (inch)	d1 (mm)	h (mm)
½	15	**8283.230**	**355 606 302**	1	0.033	½	65	10
¾	20	**8283.310**	**355 606 402**	1	0.050	¾	65	10

8283

Escutcheon, chromium-plated

- Material: brass

Rosette, verchromt

- Werkstoff: Messing

GN (inch)	DN (mm)	JRG Code	GF Code	SP	Weight (kg)	d G (inch)	d1 (mm)	h (mm)
½	15	**8283.240**	**355 606 301**	1	0.050	½	65	10
¾	20	**8283.320**	**355 606 401**	1	0.023	¾	65	10

8284

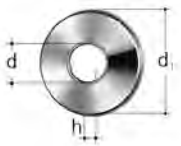

Escutcheon, chromium-plated

- Material: brass

Rosette, verchromt

- Werkstoff: Messing

d (mm)	JRG Code	GF Code	SP	Weight (kg)	d1 (mm)	h (mm)
24	**8284.000**	**355 474 601**	1	0.028	70	10

8300

Screw connection

- Description: to 3000
- Material: brass
- Connection: female thread

Klemmverschraubung

- Beschreibung: zu 3000
- Werkstoff: Messing
- Anschluss: Innengewinde

GN (inch)	DN (mm)	JRG Code	GF Code	SP	Weight (kg)	d1 Rp (inch)	d2 G (inch)	l1 (mm)	l2 (mm)	z (mm)
⅜	10	**8300.160**	**350 202 601**	1	0.050	⅜	¾	11	22	10

8310

Union

- Description: to 3000 - 3110
- Material: brass
- Connection: male thread

Verschraubung

- Beschreibung: zu 3000 - 3110
- Werkstoff: Messing
- Anschluss: Aussengewinde

GN (inch)	DN (mm)	JRG Code	GF Code	SP	Weight (kg)	d1 R (inch)	d2 G (inch)	l1 (mm)	l2 (mm)
½	15	**8310.240**	**350 219 201**	1	0.087	½	¾	11	31

8320

Bend union

- Description: to 3100
- Material: gunmetal

Bogenverschraubung

- Beschreibung: zu 3100
- Werkstoff: Rotguss

GN (inch)	DN (mm)	JRG Code	GF Code	SP	Weight (kg)	d1 Rp (inch)	d2 (mm)	d3 G (inch)	h4 (mm)	h5 (mm)	l2 (mm)	l3 (mm)
½	15	**8320.240**	**350 216 901**	1	0.250	½	55	¾	74	30	6	35

8331

Union

- Description: to 3400, 3410, 5120
- Material: gunmetal
- Connection: female thread

Verschraubung

- Beschreibung: zu 3400, 3410, 5120
- Werkstoff: Rotguss
- Anschluss: Innengewinde

GN (inch)	DN (mm)	JRG Code	GF Code	SP	Weight (kg)	d1 Rp (inch)	d2 G (inch)	l1 (mm)	l2 (mm)	z (mm)
½	15	**8331.240**	**350 217 101**	1	0.150	½	1 ⅛	8	23	10
¾	20	**8331.320**	**350 253 301**	1	0.150	¾	1 ¼	8	23	8
¾	20	**8331.322**	**355 630 801**	1	0.230	¾	1 ½	9	23	8
1	25	**8331.400**	**350 253 401**	1	0.230	1	1 ½	9	27	10
1 ¼	32	**8331.480**	**350 253 501**	1	0.380	1 ¼	2	10	29	10
1 ½	40	**8331.560**	**350 253 601**	1	0.460	1 ½	2 ¼	11	33	14
2	50	**8331.640**	**350 253 701**	1	0.740	2	2 ¾	14	36	12
2 ½	65	**8331.720**	**350 586 901**	1	1.350	2 ½	3 ½	16	38	11

8337

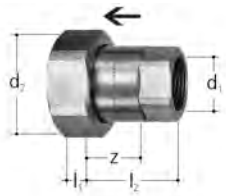

Union, PN 10

- Description: to 3400
- Temperature: max. 90°C
- Material: gunmetal
- Connection: female thread
- Consisting of: back flow preventer, loose nut

Verschraubung, PN 10

- Beschreibung: zu 3400
- Temperatur: max. 90°C
- Werkstoff: Rotguss
- Anschluss: Innengewinde
- Bestehend aus: Rückflussverhinderer, loser Mutter

GN (inch)	DN (mm)	JRG Code	GF Code	SP	Weight (kg)	d1 Rp (inch)	d2 G (inch)	l1 (mm)	l2 (mm)	z (mm)
½	15	**8337.240**	**350 768 601**	1	0.170	½	1 ⅛	8	39	26
¾	20	**8337.320**	**350 768 801**	1	0.235	¾	1 ¼	8	45	30

8341

Corner union, PN 10

- Material: gunmetal
- Connection: inlet male thread, outlet loose nut

Eckverschraubung, PN 10

- Werkstoff: Rotguss
- Anschluss: Eingang Aussengewinde, Ausgang lose Mutter

GN (inch)	DN (mm)	JRG Code	GF Code	SP	Weight (kg)
½	15	**8341.240**	**350 759 902**	1	0.433

GN (inch)	DN (mm)	d1 R (inch)	d2 G (inch)	d3 (mm)	h2 (mm)	h3 (mm)	l1 (mm)	l2 (mm)	l3 (mm)
½	15	½	1 ⅛	65	35	32	40	8	25

8348

Sleeve

- Description: to 3500, 3510, 6325
- Material: stainless steel, EPDM

Tauchhülse

- Beschreibung: zu 3500, 3510, 6325
- Werkstoff: Edelstahl, EPDM

GN (inch)	JRG Code	GF Code	SP	Weight (kg)	d1 G (inch)	d2 (mm)	l1 (mm)	l2 (mm)	⬡
¼	**8348.080**	**350 830 192**	1	0.030	¼	9	15	35	13

8348



Thermometer

- Description: to 8348.080
- Material: brass, plastic

Thermometer

- Beschreibung: zu 8348.001
- Werkstoff: Messing, Kunststoff

d (mm)	JRG Code	GF Code	SP	Weight (kg)	d1 (mm)	l1 (mm)
52	**8348.001**	**350 830 194**	1	0.030	9	62

8349



Thermometer

- Description: to 3500, 3510, 6325
- Material: stainless steel

Thermometer

- Beschreibung: zu 3500, 3510, 6325
- Werkstoff: Chromnickelstahl

GN (inch)	DN (mm)	JRG Code	GF Code	SP	Weight (kg)	d (mm)	d1 G (inch)	l1 (mm)	l2 (mm)	⬡
¼	8	**8349.080**	**350 830 191**	1	0.080	52	¼	19	35	17



JRGUMAT Insulation box

JRGUMAT Dämmbox

GN (inch)	DN (mm)	GF Code	Weight (kg)	l (mm)	b (mm)	h (mm)
½	15	**350 762 301**	0.043	170	74	140
¾	20	**350 762 201**	0.043	190	80	150
1	25	**350 762 101**	0.068	190	90	145
1 ¼	32	**350 762 001**	0.096	221	100	180
1 ½	40	**350 761 901**	0.110	250	104	195
2	50	**350 761 801**	0.210	290	125	220



JRGUMAT Insulation box 3410

JRGUMAT Dämmbox 3410

GN (inch)	DN (mm)	GF Code	Weight (kg)	l (mm)	b (mm)	h (mm)
2 ½	65	**350 767 701**	0.476	395	335	220
3	80	**350 767 801**	0.238	420	355	230

3480

JRGUMAT Change over set

- Material: gunmetal
- Transition JRGUMAT 3350 to 3400

JRGUMAT Übergangsstückgarnitur

- Werkstoff: Rotguss
- Übergang JRGUMAT 3350 zu 3400

GN (inch)	DN (mm)	JRG Code	GF Code	SP	Weight (kg)	d1 G (inch)	l1 (mm)	l2 (mm)
¾	20	**3480.320**	**350 597 601**	1	0.490	1 ¼	30.5	40.5
1	25	**3480.400**	**350 597 701**	1	0.800	1 ½	38.0	34.0
1 ¼	32	**3480.480**	**350 597 801**	1	1.050	2	39.5	33.5
1 ½	40	**3480.560**	**350 597 901**	1	1.250	2 ¼	44.5	30.5
2	50	**3480.640**	**350 598 001**	1	1.715	2 ¾	44.5	34.5

Spare parts
Ersatzteile

3415

JRGUMAT Gasket set

JRGUMAT Dichtungs-Set

GN (inch)	JRG Code	GF Code	SP	Weight (kg)
¾	**3415.320**	**350 760 410**	1	0.012
1	**3415.400**	**350 760 310**	1	0.015
1 ¼	**3415.480**	**350 760 210**	1	0.020
1 ½	**3415.560**	**350 760 110**	1	0.025
2	**3415.640**	**350 760 010**	1	0.028

8325

Cap Cap brass

- Description: to 3400, 3410
- Material: brass

Kappe

- Beschreibung: zu 3400, 3410
- Werkstoff: Messing

GN (inch)	PN (bar)	Size (inch)	DN (mm)	JRG Code	GF Code	SP	Weight (kg)	d1 G (inch)	h (mm)
½	10	½	15	**8325.240**	**350 756 701**	1	0.034	½	9
¾	10	¾	20	**8325.320**	**350 756 801**	1	0.040	¾	9
1 ½	10	1 ½	40	**8325.560**	**350 769 801**	1	0.190	1 ½	11
2	10	2	50	**8325.640**	**350 769 901**	1	0.230	2	11

Circulation controllers
Zirkulationsregler

6325

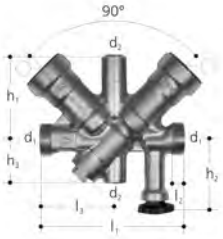



JRGUTHERM 2T Circulation Controller, PN 10

- Temperature: max. 90°C
- Material: gunmetal
- Connection: male thread

JRGUTHERM 2T Zirkulationsregler, PN 10

- Temperatur: max. 90°C
- Werkstoff: Rotguss
- Anschluss: Aussengewinde

GN (inch)	DN (mm)	JRG Code	GF Code	SP	Weight (kg)
½	15	**6325.015**	**350 831 421**	1	1.033
¾	20	**6325.020**	**350 831 422**	1	1.110

GN (inch)	DN (mm)	b1 (mm)	d1 G (inch)	d2 (inch)	h1 (mm)	h2 (mm)	h3 (mm)	l1 (mm)	l2 (mm)	l3 (mm)	l4 (mm)	l5 (mm)	l6 (mm)	⬡
½	15	37	¾	¼	64	57	33	110	6	57	260	82	61	4
¾	20	37	1	¼	64	57	33	123	7	64	260	82	61	4

6310

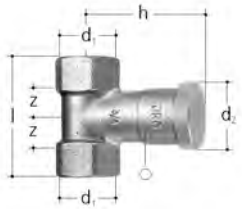

Adjustable socket, PN 16

- Temperature: max. 90°C
- Material: gunmetal
- Connection: female thread

Reguliermuffe, PN 16

- Temperatur: max. 90°C
- Werkstoff: Rotguss
- Anschluss: Innengewinde

GN (inch)	DN (mm)	JRG Code	GF Code	SP	Weight (kg)	d1 Rp (inch)	d2 (mm)	h (mm)	l (mm)	z (mm)	⬡
½	15	**6310.240**	**350 667 301**	1	0.291	½	32	50	54	14	8
¾	20	**6310.320**	**350 667 401**	1	0.446	¾	36	61	64	17	12
1	25	**6310.400**	**350 667 501**	1	0.830	1	42	75	76	21	14
1 ¼	32	**6310.480**	**350 664 301**	1	1.300	1 ¼	50	100	90	26	17

6320



JRGUTHERM Flow regulator, PN 10

- Material: gunmetal
- Factory setting: 57°C (adjustable 36 - 63°C)
- Connection: male thread

JRGUTHERM Zirkulationsregler, PN 10

- Werkstoff: Rotguss
- Werkseinstellung: 57°C (Einstellbereich 36 - 63°C)
- Anschluss: Aussengewinde

GN (inch)	DN (mm)	JRG Code	GF Code	SP	Weight (kg)
½	15	**6320.914**	**350 831 401**	1	0.500
¾	20	**6320.924**	**350 831 501**	1	0.519

GN (inch)	DN (mm)	d1 G (inch)	h (mm)	l (mm)	⬡	l1 (mm)	l2 (mm)	l3 (mm)	b1 (mm)
½	15	¾	64	60	8	194	38	70	37
¾	20	1	64	60	8	194	38	70	37

6326

Temperature sensor PT 1000, PN 10

- Temperature: max. 0 - 105°C

Temperaturfühler PT 1000, PN 10

- Temperatur: max. 0 - 105°C

GN (inch)	DN (mm)	JRG Code	GF Code	SP	Weight (kg)	d1 G (inch)	l1 (mm)	l2 (mm)	⬡
¼	8	**6326.001**	**350 830 182**	1	0.072	¼	46	1000	16

6335

Needle valve for fine adjustments, PN 16

- Temperature: max. 90°C (water, oil, petrol)
- Material: gunmetal, stainless steel, metal (plastic coated)
- Connection: female thread

Nadelventil für Feinregulierung, PN 16

- Temperatur: max. 90°C (Wasser, Öl, Benzin)
- Werkstoff: Rotguss, Chromnickelstahl, Metall (kunststoffbeschichtet)
- Anschluss: Innengewinde

GN (inch)	DN (mm)	JRG Code	GF Code	SP	Weight (kg)	d1 Rp (inch)	d2 G (inch)	d4 (mm)	h (mm)	l (mm)	z (mm)
¼	8	**6335.080**	**355 635 544**	1	0.280	¼	⅜	50	100	45	12
⅜	10	**6335.160**	**355 635 545**	1	0.257	⅜	⅜	50	100	45	12
½	15	**6335.240**	**355 635 546**	1	0.470	½	½	60	80	60	17
¾	20	**6335.320**	**355 635 547**	1	0.496	¾	¾	70	125	75	22
1	25	**6335.400**	**355 635 548**	1	0.970	1	1	80	145	90	28

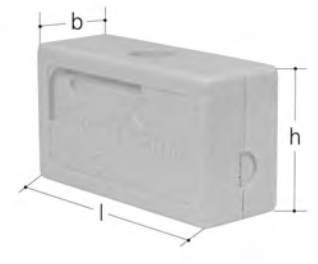

JRGUTHERM Insulation box

JRGUTHERM Dämmbox

DN (mm)	GN (inch)	GF Code	Weight (kg)	l (mm)	b (mm)	h (mm)
15 - 20	½ - ¾	**350 849 701**	0.055	194	108	73

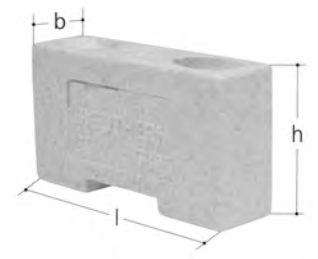

JRGUTHERM 2T Insulation box

JRGUTHERM 2T Dämmbox

DN (mm)	GN (inch)	GF Code	Weight (kg)	l (mm)	b (mm)	h (mm)
15 - 20	½ - ¾	**350 830 183**	0.001	260	143	73

Distribution valves
Verteilarmaturen

5120

JRG LegioStop JRGUSIT Distribution valve, PN 16

- Temperature: max. 90°C
- Material: gunmetal, stainless steel, EPDM, plastic
- Connection: stem female thread, outlet male thread

JRG LegioStop JRGUSIT Batterieventil, PN 16

- Temperatur: max. 90°C
- Werkstoff: Rotguss, Chromnickelstahl, EPDM, Kunststoff
- Anschluss: Stamm Innengewinde, Ausgang Aussengewinde

GN (inch)	DN (mm)	JRG Code	GF Code	SP	Weight (kg)
1	20	**5120.100**	**350 895 900**	1	0.800
1	25	**5120.110**	**350 895 901**	1	1.050
1 ¼	20	**5120.200**	**350 895 902**	1	1.000
1 ¼	25	**5120.210**	**350 895 903**	1	1.250
1 ¼	32	**5120.220**	**350 895 904**	1	1.540
1 ½	20	**5120.300**	**350 895 905**	1	1.250
1 ½	25	**5120.310**	**350 895 906**	1	1.500
1 ½	32	**5120.320**	**350 895 907**	1	1.810
1 ½	40	**5120.330**	**350 895 908**	1	2.150
2	20	**5120.400**	**350 895 909**	1	1.750
2	25	**5120.410**	**350 895 910**	1	2.000
2	32	**5120.420**	**350 895 911**	1	2.250
2	40	**5120.430**	**350 895 912**	1	2.615
2	50	**5120.440**	**350 895 913**	1	3.100
2 ½	25	**5120.500**	**350 895 914**	1	2.500
2 ½	32	**5120.510**	**350 895 915**	1	2.750
2 ½	40	**5120.520**	**350 895 916**	1	3.100
2 ½	50	**5120.530**	**350 895 917**	1	3.700

table continued on the next page

GN (inch)	DN (mm)	d1 Rp (inch)	d2 G (inch)	d3 Rp (inch)	d4 (mm)	d5 G (inch)	h1 (mm)	h2 (mm)	l1 (mm)	l2 (mm)	z1 (mm)
1	20	1	¾	⅜	53	1 ¼	79	98	74	120	20
1	25	1	1	⅜	60	1 ½	89	98	74	120	20
1 ¼	20	1 ¼	¾	⅜	53	1 ¼	79	108	88	130	25
1 ¼	25	1 ¼	1	⅜	60	1 ½	89	108	88	130	25
1 ¼	32	1 ¼	1 ¼	⅜	70	2	98	108	88	130	25
1 ½	20	1 ½	¾	⅜	53	1 ¼	79	117	98	140	30
1 ½	25	1 ½	1	⅜	60	1 ½	89	117	98	140	30
1 ½	32	1 ½	1 ¼	⅜	70	2	98	117	98	140	30
1 ½	40	1 ½	1 ½	⅜	90	2 ¼	109	117	98	140	30
2	20	2	¾	⅜	53	1 ¼	79	140	118	170	35
2	25	2	1	⅜	60	1 ½	89	140	118	170	35
2	32	2	1 ¼	⅜	70	2	98	140	118	170	35
2	40	2	1 ½	⅜	90	2 ¼	109	140	118	170	35
2	50	2	2	⅜	90	2 ¾	121	140	118	170	35
2 ½	25	2 ½	1	⅜	60	1 ½	89	165	124	170	35
2 ½	32	2 ½	1 ¼	⅜	70	2	98	165	124	170	35
2 ½	40	2 ½	1 ½	⅜	90	2 ¼	109	165	124	170	35
2 ½	50	2 ½	2	⅜	90	2 ¾	121	165	124	170	35

5151

JRG LegioStop JRGUSIT NG Distribution valve, PN 16

- Temperature: max. 90°C
- Material: gunmetal, stainless steel, EPDM, plastic
- Connection: stem female thread, outlet male thread

JRG LegioStop JRGUSIT NG Batterieventil, PN 16

- Temperatur: max. 90°C
- Werkstoff: Rotguss, Chromnickelstahl, EPDM, Kunststoff
- Anschluss: Stamm Innengewinde, Ausgang Aussengewinde

GN (inch)	DN (mm)	JRG Code	GF Code	SP	Weight (kg)
1 - ¾	25 - 20	**5151.100**	**350 835 220**	1	0.750
1 - 1	25 - 25	**5151.110**	**350 835 320**	1	0.900
1 ¼ - ¾	32 - 20	**5151.200**	**350 835 420**	1	0.850
1 ¼ - 1	32 - 25	**5151.210**	**350 835 520**	1	1.000
1 ¼ - 1 ¼	32 - 32	**5151.220**	**350 835 620**	1	1.150
1 ½ - ¾	40 - 20	**5151.300**	**350 835 720**	1	0.950
1 ½ - 1	40 - 25	**5151.310**	**350 835 820**	1	1.100
1 ½ - 1 ¼	40 - 32	**5151.320**	**350 835 920**	1	1.250
1 ½ - 1 ½	40 - 40	**5151.330**	**350 836 020**	1	1.500

GN (inch)	DN (mm)	d1 G (inch)	d2 G (inch)	d3 G (inch)	d4 G (inch)	d5 Rp (inch)	d6 (mm)	h1 (mm)	h2 (mm)	h3 (mm)	l1 (mm)	l2 (mm)	l3 (mm)
1 - ¾	25 - 20	1 ¼	1 ¼	1	¾	¼	53	85	55	7	128	37	8
1 - 1	25 - 25	1 ¼	1 ¼	1 ¼	1	¼	60	87	55	8	128	37	8
1 ¼ - ¾	32 - 20	1 ½	1 ½	1	¾	¼	53	85	56	7	139	42	9
1 ¼ - 1	32 - 25	1 ½	1 ½	1 ¼	1	¼	60	87	56	8	139	42	9
1 ¼ - 1 ¼	32 - 32	1 ½	1 ½	1 ½	1 ¼	¼	70	91	56	9	139	42	9
1 ½ - ¾	40 - 20	1 ¾	1 ¾	1	¾	¼	53	85	57	7	150	45	10
1 ½ - 1	40 - 25	1 ¾	1 ¾	1 ¼	1	¼	60	87	57	8	150	45	10
1 ½ - 1 ¼	40 - 32	1 ¾	1 ¾	1 ½	1 ¼	¼	70	91	57	9	150	45	10
1 ½ - 1 ½	40 - 40	1 ¾	1 ¾	1 ¾	1 ½	¼	90	97	57	10	150	45	10

GN (inch)	DN (mm)	l4 (mm)	z (mm)	⬡
1 - ¾	25 - 20	8	83	6
1 - 1	25 - 25	8	83	6
1 ¼ - ¾	32 - 20	9	89	6
1 ¼ - 1	32 - 25	9	89	6
1 ¼ - 1 ¼	32 - 32	9	89	6

table continued on the next page

GN (inch)	DN (mm)	l4 (mm)	z (mm)	⬡
1 ½ - ¾	40 - 20	10	96	6
1 ½ - 1	40 - 25	10	96	6
1 ½ - 1 ¼	40 - 32	10	96	6
1 ½ - 1 ½	40 - 40	10	96	6

5151



JRG LegioStop JRGUSIT NG Distribution valve, PN 16

- Temperature: max. 90°C
- Material: gunmetal, stainless steel, EPDM, plastic
- Connection: stem female thread, outlet male thread

JRG LegioStop JRGUSIT NG Batterieventil, PN 16

- Temperatur: max. 90°C
- Werkstoff: Rotguss, Chromnickelstahl, EPDM, Kunststoff
- Anschluss: Stamm Innengewinde, Ausgang Aussengewinde

GN (inch)	DN (mm)	JRG Code	GF Code	SP	Weight (kg)
2 - ¾	50 - 20	**5151.400**	**350 836 120**	1	1.500
2 - 1	50 - 25	**5151.410**	**350 836 220**	1	1.700
2 - 1 ¼	50 - 32	**5151.420**	**350 836 320**	1	1.800
2 - 1 ½	50 - 40	**5151.430**	**350 836 420**	1	2.100
2 - 2	50 - 50	**5151.440**	**350 836 520**	1	2.200
2 ½ - 1	65 - 25	**5151.500**	**350 836 620**	1	2.390
2 ½ - 1 ¼	65 - 32	**5151.510**	**350 836 720**	1	2.600
2 ½ - 1 ½	65 - 40	**5151.520**	**350 836 820**	1	2.850
2 ½ - 2	65 - 50	**5151.530**	**350 836 920**	1	2.975
2 ½ - 2 ½	65 - 65	**5151.540**	**350 837 020**	1	3.735

GN (inch)	DN (mm)	d1 G (inch)	d2 G (inch)	d3 G (inch)	d4 G (inch)	d5 Rp (inch)	d6 (mm)	h1 (mm)	h2 (mm)	h3 (mm)	l1 (mm)	l2 (mm)	l3 (mm)
2 - ¾	50 - 20	2 ⅜	2 ⅜	1	¾	¼	53	98	65	7	181	54	11
2 - 1	50 - 25	2 ⅜	2 ⅜	1 ¼	1	¼	60	100	65	8	181	54	11
2 - 1 ¼	50 - 32	2 ⅜	2 ⅜	1 ½	1 ¼	¼	70	104	65	9	181	54	11
2 - 1 ½	50 - 40	2 ⅜	2 ⅜	1 ¾	1 ½	¼	90	110	65	10	181	54	11
2 - 2	50 - 50	2 ⅜	2 ⅜	2 ⅜	2	¼	90	110	65	11	181	54	11
2 ½ - 1	65 - 25	3	3	1 ¼	1	¼	60	108	78	8	185	67	15
2 ½ - 1 ¼	65 - 32	3	3	1 ½	1 ¼	¼	70	112	78	9	185	67	15
2 ½ - 1 ½	65 - 40	3	3	1 ¾	1 ½	¼	90	118	78	10	185	67	15
2 ½ - 2	65 - 50	3	3	2 ⅜	2	¼	90	118	78	11	185	67	15
2 ½ - 2 ½	65 - 65	3	3	3	2 ½	¼	120	138	78	15	185	67	15

GN (inch)	DN (mm)	l4 (mm)	z (mm)	⬡
2 - ¾	50 - 20	11	116	6
2 - 1	50 - 25	11	116	6
2 - 1 ¼	50 - 32	11	116	6
2 - 1 ½	50 - 40	11	116	6
2 - 2	50 - 50	11	116	6
2 ½ - 1	65 - 25	15	104	6
2 ½ - 1 ¼	65 - 32	15	104	6
2 ½ - 1 ½	65 - 40	15	104	6
2 ½ - 2	65 - 50	15	104	6
2 ½ - 2 ½	65 - 65	15	104	6

5191

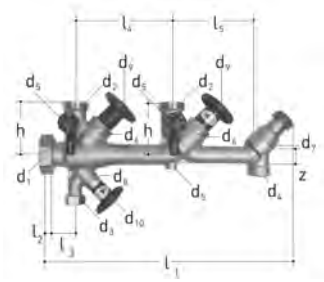

JRG LegioStop JRGUSIT Combi Distribution fitting

- Temperature: max. 90°C
- Material: gunmetal, stainless steel, EPDM, plastic
- Factory setting: 600 kPa (6 bar)
- Connection: inlet female thread, outlet male thread
- Consisting of: stop valve, check valve closable, safety valve, heating charging valve, 2 drain valves, 3 test and closing plugs fitted, cap, non-rising handwheels

JRG LegioStop JRGUSIT Combi Verteilarmatur

- Temperatur: max. 90°C
- Werkstoff: Rotguss, Chromnickelstahl, EPDM, Kunststoff
- Werkseinstellung: 600kPa (6 bar)
- Anschluss: Eingang Aussengewinde, Abgang Innengewinde
- Bestehend aus: Absperrventil, Rückflussverhinderer absperrbar, Sicherheitsventil, Heizungsfüllventil, 2 Entleerventile, 3 Prüf und Verschlusszapfen montiert, Verschlusskappe, nichtsteigende Handräder

DN-DN-DN (mm)	JRG Code	GF Code	SP	Weight (kg)
25 - 25 - 25	**5191.400**	**355 643 181**	1	2.860
32 - 25 - 25	**5191.480**	**355 643 183**	1	2.900

DN-DN-DN (mm)	d1 G (inch)	d2 G (inch)	d3 G (inch)	d4 Rp (inch)	d5 Rp (inch)	d6 G (inch)	d7	d8 G (inch)	d9 (mm)	d10 (mm)	d12 (mm)	h (mm)
25 - 25 - 25	1 ¼	1 ¼	¾	¾	¼	1	TR 30 x 1.5	½	60	53	53	77
32 - 25 - 25	1 ½	1 ¼	¾	¾	¼	1	TR 30 x 1.5	½	60	53	53	77

DN-DN-DN (mm)	l1 (mm)	l2 (mm)	l3 (mm)	l4 (mm)	l5 (mm)	z (mm)
25 - 25 - 25	364	8	43	145	130	17
32 - 25 - 25	365	9	44	145	130	17

Accessories
Zubehör

5146

JRGUSIT Plug

- Material: brass

JRGUSIT Stopfen

- Werkstoff: Messing

GN (inch)	DN (mm)	JRG Code	GF Code	SP	Weight (kg)
1	25	**5146.400**	**350 791 001**	1	0.090
1 ¼	32	**5146.480**	**350 791 101**	1	0.145
1 ½	40	**5146.560**	**350 791 201**	1	0.150
2	50	**5146.640**	**350 791 301**	1	0.300
2 ½	65	**5146.720**	**350 823 401**	1	0.550

5147

JRGUSIT Reducing nipple

- Material: brass

JRGUSIT Reduktionsnippel

- Werkstoff: Messing

d G (inch)	d1 Rp (inch)	JRG Code	GF Code	SP	Weight (kg)
1	½	**5147.570**	**350 791 401**	1	0.050
1 ¼	½	**5147.578**	**350 791 501**	1	0.100
1 ½	½	**5147.586**	**350 791 601**	1	0.150
2	½	**5147.594**	**350 791 701**	1	0.320
2 ½	½	**5147.721**	**350 823 501**	1	0.560

JRGUSIT NG Profile seal

- Material: EPDM

JRGUSIT NG Profildichtung

- Material: EPDM

DN (mm)	Code	SP	Weight (kg)	d1 (mm)	d2 (mm)	h (mm)
25	**351 061 429**	1	0.002	39.0	26.5	1.5
32	**351 061 439**	1	0.002	44.5	33.5	1.5
40	**351 061 449**	1	0.002	50.5	41.5	1.5
50	**351 061 459**	1	0.005	66.0	52.0	1.5
65	**351 061 469**	1	0.007	84.5	67.0	1.5

5159

Double nipple, short

- Material: brass

Doppelnippel, kurz

- Werkstoff: Messing

d R (inch)	GN (inch)	DN (mm)	JRG Code	GF Code	Weight (kg)	l (mm)
1	1	25	**5159.400**	**350 941 101**	0.100	50
1 ¼	1 ¼	32	**5159.480**	**350 941 102**	0.200	50
1 ½	1 ½	40	**5159.560**	**350 941 103**	0.350	57
2	2	50	**5159.640**	**350 941 104**	0.200	70

5160

Double nipple

- Material: brass

Doppelnippel

- Werkstoff: Messing

d R (inch)	GN (inch)	DN (mm)	JRG Code	GF Code	SP	Weight (kg)	l (mm)
1	1	25	**5160.400**	**350 773 106**	1	0.200	80
1 ¼	1 ¼	32	**5160.480**	**350 773 102**	1	0.285	80
1 ½	1 ½	40	**5160.560**	**350 773 103**	1	0.320	80
2	2	50	**5160.640**	**350 773 104**	1	0.510	100
2 ½	2 ½	65	**5160.720**	**350 773 105**	1	0.850	100

5170

JRGUSIT NG Adapter

- Material: gunmetal
- Connection: male thread

JRGUSIT NG Übergang

- Werkstoff: Rotguss
- Anschluss: Aussengewinde

GN (inch)	DN (mm)	JRG Code	GF Code	SP	Weight (kg)	d1 G (inch)	d2 R (inch)	l1 (mm)	l2 (mm)
1	25	**5170.400**	**350 895 060**	1	0.180	1 ¼	1	45	7
1 ¼	32	**5170.480**	**350 895 160**	1	0.300	1 ½	1 ¼	48	8
1 ½	40	**5170.560**	**350 895 260**	1	0.300	1 ¾	1 ½	51	9
2	50	**5170.640**	**350 895 360**	1	0.500	2 ⅜	2	57	10
2 ½	65	**5170.720**	**350 895 460**	1	0.900	3	2 ½	64	14

5171



JRGUSIT NG Adapter

- Material: gunmetal
- Connection: female thread

JRGUSIT NG Übergang

- Werkstoff: Rotguss
- Anschluss: Innengewinde

GN (inch)	DN (mm)	JRG Code	GF Code	SP	Weight (kg)	d1 G (inch)	d2 Rp (inch)	l1 (mm)	l2 (mm)	z (mm)
1	25	**5171.400**	**350 895 061**	1	0.200	1 ¼	1	36	7	19
1 ¼	32	**5171.480**	**350 895 161**	1	0.250	1 ½	1 ¼	38	8	19
1 ½	40	**5171.560**	**350 895 261**	1	0.300	1 ¾	1 ½	40	9	21
2	50	**5171.640**	**350 895 361**	1	0.550	2 ⅜	2	46	10	23
2 ½	65	**5171.720**	**350 895 461**	1	1.460	3	2 ½	52	14	25

5174

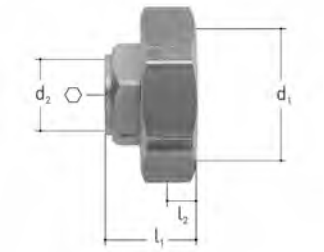

JRGUSIT NG Sealing cap JRGUSIT NG sealing cap gunmetal

- Material: gunmetal
- Connection: female thread

JRGUSIT NG Verschlusskappe

- Werkstoff: Rotguss
- Anschluss: Innengewinde

Size (inch)	DN (mm)	PN (bar)	JRG Code	GF Code	SP	Weight (kg)	d1 G (inch)	d2 G (inch)	l1 (mm)	⬡
1	25	16	**5174.400**	**350 895 064**	1	0.156	1 ¼	½	26	10
1 ¼	32	16	**5174.480**	**350 895 164**	1	0.250	1 ½	½	28	10
1 ½	40	16	**5174.560**	**350 895 264**	1	0.350	1 ¾	½	30	10
2	50	16	**5174.640**	**350 895 364**	1	0.500	2 ⅜	½	32	10
2 ½	65	16	**5174.720**	**350 895 464**	1	0.817	3	½	36	10

5176

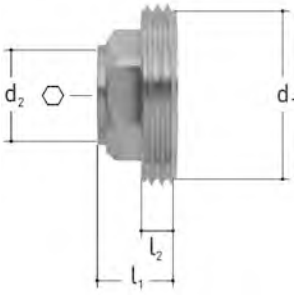

JRGUSIT NG Plug

- Material: gunmetal
- Connection: male thread

JRGUSIT NG Stopfen

- Werkstoff: Rotguss
- Anschluss: Aussengewinde

DN (mm)	JRG Code	GF Code	SP	Weight (kg)	d1 G (inch)	d2 G (inch)	l1 (mm)	l2 (mm)	⬡
25	**5176.400**	**350 895 066**	1	0.100	1 ¼	½	18	8	10
32	**5176.480**	**350 895 166**	1	0.150	1 ½	½	19	9	10
40	**5176.560**	**350 895 266**	1	0.150	1 ¾	½	20	10	10
50	**5176.640**	**350 895 366**	1	0.250	2 ⅜	½	21	11	10
65	**5176.720**	**350 895 466**	1	0.500	3	½	25	15	10

5178

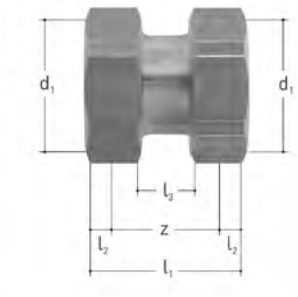

JRGUSIT NG Socket connection JRGUSIT NG socket connection gunmetal

- Material: gunmetal
- Connection: female thread

JRGUSIT NG Muffenverschraubung

- Werkstoff: Rotguss
- Anschluss: Innengewinde

Size (inch)	DN (mm)	PN (bar)	JRG Code	GF Code	SP	Weight (kg)	d1 G (inch)	l1 (mm)	l2 (mm)	l3 (mm)	z (mm)
¾	20	16	**5178.320**	**350 894 968**	1	0.175	1	46	7	14	32
1	25	16	**5178.400**	**350 895 068**	1	0.300	1 ¼	51	8	15	35
1 ¼	32	16	**5178.480**	**350 895 168**	1	0.450	1 ½	55	9	16	37
1 ½	40	16	**5178.560**	**350 895 268**	1	0.500	1 ¾	59	10	17	39
2	50	16	**5178.640**	**350 895 368**	1	1.000	2 ⅜	68	11	20	46
2 ½	65	16	**5178.720**	**350 895 468**	1	1.600	3	81	15	24	52

Spare parts
Ersatzteile

5158

JRG LegioStop Upper part

- Description: to JRGUSIT NG
- Temperature: max. 90°C
- Material: gunmetal, stainless steel, EPDM, plastic

JRG LegioStop Oberteil

- Beschreibung: zu JRGUSIT NG
- Temperatur: max. 90°C
- Werkstoff: Rotguss, Chromnickelstahl, EPDM, Kunststoff

GN (inch)	DN (mm)	JRG Code	GF Code	SP	Weight (kg)	d2 G (inch)	d4 (mm)	h (mm)	hub max. (mm)
¾	20	**5158.320**	**350 894 917**	1	0.200	¾	53	42.5	11.0
1	25	**5158.400**	**350 895 017**	1	0.345	1	60	37.0	13.0
1 ¼	32	**5158.480**	**350 895 117**	1	0.450	1 ¼	70	34.5	15.0
1 ½	40	**5158.560**	**350 895 217**	1	0.635	1 ½	90	32.0	17.0
2	50	**5158.640**	**350 895 317**	1	0.760	2	90	42.0	20.5
2 ½	65	**5158.720**	**350 895 417**	1	1.400	2 ½	120	48.0	29.5

Bypass mixing valves
Verschneidearmatur

5195

JRG bypass mixing valve, PN 16

- Temperature: max. 65°C (short-term 90°C)
- Material: gunmetal, stainless steel, POM, EPDM, plastic
- Connection: male thread
- Consisting of: bypass, shut-off, fixed adjustable raw water admixture, back flow preventer, connection piece

JRG Verschneidearmatur, PN 16

- Temperatur: max. 65°C (kurzfristig 90°C)
- Werkstoff: Rotguss, Chromnickelstahl, POM, EPDM, Kunststoff
- Anschluss: Aussengewinde
- Bestehend aus: Umgehung, Absperrung, fest einstellbare Rohwasserbeimischung, Rückflussverhinderer, Anschlussstück

GN (inch)	DN (mm)	JRG Code	GF Code	SP	Weight (kg)
1	25	**5195.025**	**351 114 903**	1	2.624
1 ¼	32	**5195.032**	**351 114 913**	1	2.720

GN (inch)	DN (mm)	d1 G (inch)	d2 G (inch)	d3 G (inch)	d4 G (inch)	d5 Rp (inch)	h1 (mm)	h2 (mm)	h3 (mm)	l1 (mm)	l2 (mm)	l3 (mm)	□
1	25	1 ¼	1 ¼	1	½	¼	10	35	105	100	115	75	6
1 ¼	32	1 ½	1 ¼	1	½	¼	10	35	105	120	115	75	6

5195

JRG bypass mixing valve, PN 16

- Temperature: max. 65°C (short-term 90°C)
- Material: gunmetal, stainless steel, POM, EPDM, plastic
- Connection: male thread
- Consisting of: bypass, shut-off, fixed adjustable and volume-controlled raw water admixture, back flow preventer, connection piece

JRG Verschneidearmatur, PN 16

- Temperatur: max. 65°C (kurzfristig 90°C)
- Werkstoff: Rotguss, Chromnickelstahl, POM, EPDM, Kunststoff
- Anschluss: Aussengewinde
- Bestehend aus: Umgehung, Absperrung, fest einstellbare und volumengesteuerte Rohwasserbeimischung, Rückflussverhinderer, Anschlussstück

GN (inch)	DN (mm)	JRG Code	GF Code	SP	Weight (kg)
1 ½	40	**5195.040**	**351 114 983**	1	7.300
2	50	**5195.050**	**351 114 993**	1	7.700

GN (inch)	DN (mm)	d1 G (inch)	d2 G (inch)	d3 G (inch)	d4 G (inch)	d5 Rp (inch)	d6 G (inch)	h1 (mm)	h2 (mm)	h3 (mm)	l1 (mm)	l2 (mm)	l3 (mm)	□
1 ½	40	1 ¾	1 ½	1 ½	½	¼	1 ¼	16	30	130	145	180	110	6
2	50	2 ⅜	1 ½	1 ½	½	¼	1 ¼	16	30	130	175	180	110	6

5195

JRG bypass mixing valve, PN 16

- Temperature: max. 65°C (short-term 90°C)
- Material: gunmetal, stainless steel, POM, EPDM, plastic
- Connection: male thread
- Consisting of: bypass, shut-off, fixed adjustable raw water admixture, back flow preventer, connection piece

JRG Verschneidearmatur, PN 16

- Temperatur: max. 65°C (kurzfristig 90°C)
- Werkstoff: Rotguss, Chromnickelstahl, POM, EPDM, Kunststoff
- Anschluss: Aussengewinde
- Bestehend aus: Umgehung, Absperrung, fest einstellbare Rohwasserbeimischung, Rückflussverhinderer, Anschlussstück

GN (inch)	DN (mm)	JRG Code	GF Code	SP	Weight (kg)
1	25	**5195.400**	**350 691 020**	1	3.180
1 ¼	32	**5195.480**	**350 691 021**	1	3.490

GN (inch)	DN (mm)	d1 R (inch)	d2 G (inch)	d3 G (inch)	d4 G (inch)	d5 Rp (inch)	h1 (mm)	h2 (mm)	h3 (mm)	l1 (mm)	l2 (mm)	l3 (mm)	l4 (mm)	z (mm)	□
1	25	1	1 ¼	1	½	¼	10	35	105	168	115	75	34	50	6
1 ¼	32	1 ¼	1 ¼	1	½	¼	10	35	105	196	115	75	38	60	6

GN (inch)	DN (mm)	⬡
1	25	5
1 ¼	32	5

5195

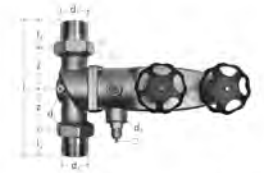

JRG bypass mixing valve, PN 16

- Temperature: max. 65°C (short-term 90°C)
- Material: gunmetal, stainless steel, POM, EPDM, plastic
- Connection: male thread
- Consisting of: bypass, shut-off, fixed adjustable raw water admixture, back flow preventer, connection piece

JRG Verschneidearmatur, PN 16

- Temperatur: max. 65°C (kurzfristig 90°C)
- Werkstoff: Rotguss, Chromnickelstahl, POM, EPDM, Kunststoff
- Anschluss: Aussengewinde
- Bestehend aus: Umgehung, Absperrung, fest einstellbare Rohwasserbeimischung, Rückflussverhinderer, Anschlussstück

GN (inch)	DN (mm)	JRG Code	GF Code	SP	Weight (kg)
1 ½	40	**5195.560**	**350 691 022**	1	7.770
2	50	**5195.640**	**350 691 023**	1	8.690

GN (inch)	DN (mm)	d1 R (inch)	d2 G (inch)	d3 G (inch)	d4 G (inch)	d5 Rp (inch)	d6 G (inch)	h1 (mm)	h2 (mm)	h3 (mm)	l1 (mm)	l2 (mm)	l3 (mm)	l4 (mm)	z (mm)
1 ½	40	1 ½	1 ½	1 ½	½	¼	1 ¼	16	46	130	223	180	110	39	73
2	50	2	1 ½	1 ½	½	¼	1 ¼	16	46	130	269	180	110	47	88

GN (inch)	DN (mm)	□	⬡
1 ½	40	6	6
2	50	6	6

5198

JRG bypass mixing valve, PN 16

- Temperature: max. 65°C (short-term 90°C)
- Material: gunmetal, stainless steel, POM, EPDM, plastic
- Connection: male thread
- Consisting of: bypass, shut-off, fixed adjustable raw water admixture, back flow preventer, without connection piece

JRG Verschneidearmatur, PN 16

- Temperatur: max. 65°C (kurzfristig 90°C)
- Werkstoff: Rotguss, Chromnickelstahl, POM, EPDM, Kunststoff
- Anschluss: Aussengewinde
- Bestehend aus: Umgehung, Absperrung, fest einstellbare Rohwasserbeimischung, Rückflussverhinderer, ohne Anschlussstück

GN (inch)	DN (mm)	JRG Code	GF Code	SP	Weight (kg)
1 - 1 ¼	25 - 32	**5198.001**	**351 114 905**	1	2.020

GN (inch)	DN (mm)	d2 G (inch)	d3 G (inch)	d4 G (inch)	d5 Rp (inch)	h1 (mm)	h2 (mm)	h3 (mm)	l2 (mm)	l3 (mm)	□
1 - 1 ¼	25 - 32	1 ¼	1	½	¼	10	35	105	80	75	6

5198

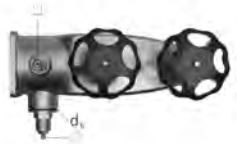

JRG bypass mixing valve, PN 16

- Temperature: max. 65°C (short-term 90°C)
- Material: gunmetal, stainless steel, POM, EPDM, plastic
- Connection: male thread
- Consisting of: bypass, shut-off, fixed adjustable and volume-controlled raw water admixture, back flow preventer, without connection piece

JRG Verschneidearmatur, PN 16

- Temperatur: max. 65°C (kurzfristig 90°C)
- Werkstoff: Rotguss, Chromnickelstahl, POM, EPDM, Kunststoff
- Anschluss: Aussengewinde
- Bestehend aus: Umgehung, Absperrung, fest einstellbare und volumengesteuerte Rohwasserbeimischung, Rückflussverhinderer, ohne Anschlussstück

GN (inch)	DN (mm)	JRG Code	GF Code	SP	Weight (kg)
1 ½ - 2	40 - 50	**5198.002**	**351 114 985**	1	5.550

GN (inch)	DN (mm)	d2 G (inch)	d3 G (inch)	d4 G (inch)	d5 Rp (inch)	d6 G (inch)	h1 (mm)	h2 (mm)	h3 (mm)	l2 (mm)	l3 (mm)	□
1 ½ - 2	40 - 50	1 ½	1 ½	½	¼	1 ¼	16	30	130	130	110	6

Accessories
Zubehör

5196



JRG Connection piece with blind flange, PN 16 JRG Connection piece with blind flange gunmetal

- Description: to JRG bypass mixing valve
- Material: gunmetal, EPDM

JRG Anschlussstück mit Blinddeckel, PN 16

- Beschreibung: zu JRG Verschneidearmatur
- Werkstoff: Rotguss, EPDM

Size (inch)	DN (mm)	PN (bar)	GN (inch)	JRG Code	GF Code	SP	Weight (kg)
1	25	16	1	**5196.025**	**351 114 902**	1	0.850
1 ¼	32	16	1 ¼	**5196.032**	**351 114 912**	1	0.970
1 ½	40	16	1 ½	**5196.040**	**351 114 982**	1	2.410
2	50	16	2	**5196.050**	**351 114 992**	1	2.810
1	25	16					
1 ¼	32	16					
1 ½	40	16					
2	50	16					

d1 G (inch)	d5 Rp (inch)	h (mm)	l1 (mm)	l2 (mm)	⬡
1 ¼	¼	68	100	60	5
1 ½	¼	68	120	60	5
1 ¾	¼	100	145	92	6
2 ⅜	¼	100	175	92	6

Spare parts
Ersatzteile

5197

Blind flange, PN 16 Blind flange gunmetal

- Description: to 5196
- Material: gunmetal, EPDM

Blinddeckel, PN 16

- Beschreibung: zu 5196
- Werkstoff: Rotguss, EPDM

DN (mm)	PN (bar)	GN (inch)	JRG Code	GF Code	SP	Weight (kg)	⬡
25 - 32	16	1 - 1 ¼	**5197.001**	**351 114 904**	1	0.220	5
40 - 50	16	1 ½ - 2	**5197.002**	**351 114 984**	1	0.750	6

5199

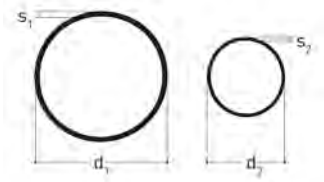

O-ring set

- Description: to JRG bypass mixing valve
- Material: EPDM

O-Ring Set

- Beschreibung: zu JRG Verschneidearmatur
- Material: EPDM

GN (inch)	DN (mm)	JRG Code	GF Code	SP	Weight (kg)	d1 (mm)	d2 (mm)	s1 (mm)	s2 (mm)
1 - 1 ¼	25 - 32	**5199.001**	**351 114 907**	1	0.010	58.42	34.65	2.62	1.78
1 ½ - 2	40 - 50	**5199.002**	**351 114 987**	1	0.010	88.50	52.07	3.53	2.62

5199



Back flow preventer

- Description: to JRG bypass mixing valve
- Material: POM, EPDM

Rückflussverhinderer

- Beschreibung: zu JRG Verschneidearmatur
- Werkstoff: POM, EPDM

GN (inch)	DN (mm)	JRG Code	GF Code	SP	Weight (kg)	d (mm)	l (mm)
1 - 1 ¼	25 - 32	**5199.011**	**351 114 908**	1	0.020	31.4	35
1 ½ - 2	40 - 50	**5199.012**	**351 114 988**	1	0.060	49.5	54

5199

Upper part

- Description: to JRG bypass mixing valve
- Material: gunmetal, EPDM

Oberteil

- Beschreibung: zu JRG Verschneidearmatur
- Werkstoff: Rotguss, EPDM

GN (inch)	DN (mm)	JRG Code	GF Code	SP	Weight (kg)	d6 G (inch)	□
1 ½ - 2	40 - 50	**5199.022**	**351 114 981**	1	0.365	1 ¼	6

Slanted seat valves
Schrägsitzventile

5200

JRG LegioStop Y-type valve, PN 16

- Description: free of water pockets and maintenance free top, non rising handwheel with optical position indicator
- Temperature: max. 90°C
- Material: gunmetal, stainless steel, EPDM, plastic
- Connection: female thread
- Consisting of: grinded valve stem, valve seat

JRG LegioStop Schrägsitzventil, PN 16

- Beschreibung: Totraum- und wartungsfreies Oberteil, nichtsteigendes Handrad mit optischer Stellungsanzeige
- Temperatur: max. 90°C
- Werkstoff: Rotguss, Chromnickelstahl, EPDM, Kunststoff
- Anschluss: Innengewinde
- Bestehend aus: geschliffener Ventilstange, Ventilsitz

GN (inch)	DN (mm)	JRG Code	GF Code	SP	Weight (kg)
½	15	**5200.240**	**350 895 600**	1	0.345
¾	20	**5200.320**	**350 895 601**	1	0.500
1	25	**5200.400**	**350 895 602**	1	0.875
1 ¼	32	**5200.480**	**350 895 603**	1	1.268
1 ½	40	**5200.560**	**350 895 604**	1	1.600
2	50	**5200.640**	**350 895 605**	1	2.500

GN (inch)	DN (mm)	d1 Rp (inch)	d2 G (inch)	d4 (mm)	h (mm)	l1 (mm)	l2 (mm)	z1 (mm)	z2 (mm)
½	15	½	½	53	87	65	46	10	27
¾	20	¾	¾	53	105	75	56	12	33
1	25	1	1	60	117	90	59	15	40
1 ¼	32	1 ¼	1 ¼	70	130	110	59	19	52
1 ½	40	1 ½	1 ½	90	148	120	67	20	61
2	50	2	2	90	169	150	67	23	77

5200

JRG LegioStop Y-type valve, PN 16

- Description: free of water pockets and maintenance free top, rising handwheel
- Temperature: max. 90°C
- Material: gunmetal, stainless steel, EPDM, metal
- Connection: female thread
- Consisting of: grinded valve stem, valve seat

JRG LegioStop Schrägsitzventil, PN 16

- Beschreibung: Totraum- und wartungsfreies Oberteil, steigendes Handrad
- Temperatur: max. 90°C
- Werkstoff: Rotguss, Chromnickelstahl, EPDM, Metall
- Anschluss: Innengewinde
- Bestehend aus: geschliffener Ventilstange, Ventilsitz

GN (inch)	DN (mm)	JRG Code	GF Code	SP	Weight (kg)
2 ½	65	**5200.720**	**350 818 706**	1	4.200
3	80	**5200.800**	**350 818 806**	1	5.750

table continued on the next page

GN (inch)	DN (mm)	d1 Rp (inch)	d2 G (inch)	d4 (mm)	h (mm)	l1 (mm)	l2 (mm)	z1 (mm)	z2 (mm)
2 ½	65	2 ½	2 ½	120	260	180	132	22	98
3	80	3	3	120	277	210	127	27	117

5204

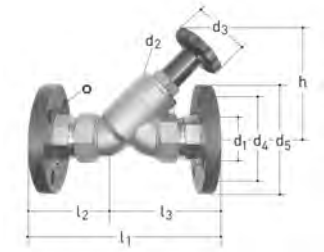

JRG LegioStop Y-type valve, PN 16

- Description: free of water pockets and maintenance free top, non rising handwheel with optical position indicator
- Temperature: max. 90°C
- Material: gunmetal, stainless steel, EPDM, plastic
- Connection: flange
- Consisting of: grinded valve stem, valve seat

JRG LegioStop Schrägsitzventil, PN 16

- Beschreibung: Totraum- und wartungsfreies Oberteil, nichtsteigendes Handrad mit optischer Stellungsanzeige
- Temperatur: max. 90°C
- Werkstoff: Rotguss, Chromnickelstahl, EPDM, Kunststoff
- Anschluss: Flansch
- Bestehend aus: geschliffener Ventilstange, Ventilsitz

DN (mm)	JRG Code	GF Code	SP	Weight (kg)
25	**5204.025**	**350 895 726**	1	2.530
32	**5204.032**	**350 895 727**	1	3.500
40	**5204.040**	**350 895 728**	1	4.540
50	**5204.050**	**350 895 729**	1	7.080

DN (mm)	d1 (mm)	d2 G (inch)	d3 (mm)	d4 (mm)	d5 (mm)	h (mm)	l1 (mm)	l2 (mm)	l3 (mm)	○
25	25	1	60	85	115	117	188	82	107	4x14
32	32	1 ¼	70	100	140	130	213	90	123	4x18
40	40	1 ½	90	110	150	148	229	94	135	4x18
50	50	2	90	125	165	169	262	104	158	4x18

5204

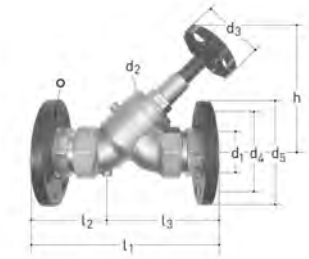

JRG LegioStop Y-type valve, PN 16

- Description: free of water pockets and maintenance free top, rising handwheel
- Temperature: max. 90°C
- Material: gunmetal, stainless steel, EPDM, metal
- Connection: flange
- Consisting of: grinded valve stem, valve seat

JRG LegioStop Schrägsitzventil, PN 16

- Beschreibung: Totraum- und wartungsfreies Oberteil, steigendes Handrad
- Temperatur: max. 90°C
- Werkstoff: Rotguss, Chromnickelstahl, EPDM, Metall
- Anschluss: Flansch
- Bestehend aus: geschliffener Ventilstange, Ventilsitz

DN (mm)	JRG Code	GF Code	SP	Weight (kg)
65	**5204.065**	**350 895 730**	1	10.340
80	**5204.080**	**350 895 731**	1	13.020

DN (mm)	d1 (mm)	d2 G (inch)	d3 (mm)	d4 (mm)	d5 (mm)	h (mm)	l1 (mm)	l2 (mm)	l3 (mm)	○
65	65	2 ½	120	145	185	260	296	110	187	4x18
80	80	3	120	160	200	277	333	122	212	8x18

5207

JRG LegioStop Y-type valve, PN 16

- Description: free of water pockets and maintenance free top, non rising handwheel with optical position indicator
- Temperature: max. 90°C
- Material: gunmetal, stainless steel, EPDM, plastic
- Connection: Optipress / Sanpress
- Consisting of: grinded valve stem, valve seat

JRG LegioStop Schrägsitzventil, PN 16

- Beschreibung: Totraum- und wartungsfreies Oberteil, nichtsteigendes Handrad mit optischer Stellungsanzeige
- Temperatur: max. 90°C
- Werkstoff: Rotguss, Chromnickelstahl, EPDM, Kunststoff
- Anschluss: Optipress / Sanpress
- Bestehend aus: geschliffener Ventilstange, Ventilsitz

d (mm)	DN (mm)	JRG Code	GF Code	SP	Weight (kg)
15	12	**5207.015**	**350 895 612**	1	0.420
18	15	**5207.018**	**350 895 613**	1	0.430
22	20	**5207.022**	**350 895 614**	1	0.650
28	25	**5207.028**	**350 895 615**	1	1.100
35	32	**5207.035**	**350 895 616**	1	1.540
42	40	**5207.042**	**350 895 617**	1	2.508
54	50	**5207.054**	**350 895 618**	1	3.570

d (mm)	DN (mm)	d1 (mm)	d2 G (inch)	d4 (mm)	h (mm)	l1 (mm)	l2 (mm)	z1 (mm)	z2 (mm)
15	12	15	½	53	87	131	13	33	50
18	15	18	½	53	87	131	13	33	50
22	20	22	¾	53	105	146	21	39	60
28	25	28	1	60	117	166	21	47	72
35	32	35	1 ¼	70	130	196	16	56	89
42	40	42	1 ½	90	148	226	14	57	98
54	50	54	2	90	169	264	10	59	113

5208

JRG LegioStop Y-type valve, PN 16

- Description: free of water pockets and maintenance free top, non rising handwheel with optical position indicator
- Temperature: max. 90°C
- Material: gunmetal, brass, EPDM, plastic
- Connection: Mapress
- Consisting of: grinded valve stem, valve seat

JRG LegioStop Schrägsitzventil, PN 16

- Beschreibung: Totraum- und wartungsfreies Oberteil, nichtsteigendes Handrad mit optischer Stellungsanzeige
- Temperatur: max. 90°C
- Werkstoff: Rotguss, Messing, EPDM, Kunststoff
- Anschluss: Mapress
- Bestehend aus: geschliffener Ventilstange, Ventilsitz

d (mm)	DN (mm)	JRG Code	GF Code	SP	Weight (kg)
15	12	**5208.015**	**350 895 619**	1	0.440
18	15	**5208.018**	**350 895 620**	1	0.450
22	20	**5208.022**	**350 895 621**	1	0.660
28	25	**5208.028**	**350 895 622**	1	1.080
35	32	**5208.035**	**350 895 623**	1	1.570
42	40	**5208.042**	**350 895 624**	1	2.040
54	50	**5208.054**	**350 895 625**	1	3.230

d (mm)	DN (mm)	d1 (mm)	d2 G (inch)	d4 (mm)	h (mm)	l1 (mm)	l2 (mm)	z1 (mm)	z2 (mm)
15	12	15	½	53	87	123	17	33	50
18	15	18	½	53	87	125	16	33	51
22	20	22	¾	53	105	133	27	35	56
28	25	28	1	60	117	152	28	40	66
35	32	35	1 ¼	70	130	178	25	46	80
42	40	42	1 ½	90	148	196	29	48	89
54	50	54	2	90	169	282	21	79	133

5208

JRG LegioStop Y-type valve, PN 16

- Description: free of water pockets and maintenance free top, rising handwheel
- Temperature: max. 90°C
- Material: gunmetal, stainless steel, EPDM, metal
- Connection: Mapress
- Consisting of: grinded valve stem, valve seat

JRG LegioStop Schrägsitzventil, PN 16

- Beschreibung: Totraum- und wartungsfreies Oberteil, steigendes Handrad
- Temperatur: max. 90°C
- Werkstoff: Rotguss, Chromnickelstahl, EPDM, Metall
- Anschluss: Mapress
- Bestehend aus: geschliffener Ventilstange, Ventilsitz

d (mm)	DN (mm)	JRG Code	GF Code	SP	Weight (kg)
76.1	65	**5208.076**	**350 818 723**	1	5.760
88.9	80	**5208.088**	**350 818 818**	1	8.155

d (mm)	DN (mm)	d1 (mm)	d2 G (inch)	d4 (mm)	h (mm)	l1 (mm)	l2 (mm)	z1 (mm)	z2 (mm)
76.1	65	76	2 ½	120	260	365	39	92	168
88.9	80	89	3	120	277	425	20	108	198

5211

JRG LegioStop Y-type valve, PN 16

- Description: free of water pockets and maintenance free top, non rising handwheel with optical position indicator
- Temperature: max. 90°C
- Material: gunmetal, stainless steel, EPDM, plastic
- Connection: male thread
- Consisting of: grinded valve stem, valve seat

JRG LegioStop Schrägsitzventil, PN 16

- Beschreibung: Totraum- und wartungsfreies Oberteil, nichtsteigendes Handrad mit optischer Stellungsanzeige
- Temperatur: max. 90°C
- Werkstoff: Rotguss, Chromnickelstahl, EPDM, Kunststoff
- Anschluss: Aussengewinde
- Bestehend aus: geschliffener Ventilstange, Ventilsitz

DN (mm)	JRG Code	GF Code	SP	Weight (kg)
15	**5211.015**	**350 895 651**	1	0.350
20	**5211.020**	**350 895 652**	1	0.530
25	**5211.025**	**350 895 653**	1	0.840
32	**5211.032**	**350 895 654**	1	1.130
40	**5211.040**	**350 895 655**	1	1.620
50	**5211.050**	**350 895 656**	1	2.330

DN (mm)	d1 G (inch)	d2 G (inch)	d3 Rp (inch)	d4 (mm)	h (mm)	l1 (mm)	l2 (mm)	l3 (mm)	l4 (mm)	l5 (mm)	⬡
15	¾	½	¼	53	87	75	35	24	52	6	6
20	1	¾	¼	53	105	87	42	24	63	7	6
25	1 ¼	1	¼	60	117	99	42	24	75	8	6
32	1 ½	1 ¼	¼	70	130	118	42	30	89	9	6
40	1 ¾	1 ½	¼	90	148	130	48	31	100	10	6
50	2 ⅜	2	¼	90	169	155	49	35	120	11	6

5211

JRG LegioStop Y-type valve, PN 16

- Description: free of water pockets and maintenance free top, rising handwheel
- Temperature: max. 90°C
- Material: gunmetal, stainless steel, EPDM, metal
- Connection: male thread
- Consisting of: grinded valve stem, valve seat

JRG LegioStop Schrägsitzventil, PN 16

- Beschreibung: Totraum- und wartungsfreies Oberteil, steigendes Handrad
- Temperatur: max. 90°C
- Werkstoff: Rotguss, Chromnickelstahl, EPDM, Metall
- Anschluss: Aussengewinde
- Bestehend aus: geschliffener Ventilstange, Ventilsitz

DN (mm)	JRG Code	GF Code	SP	Weight (kg)
65	**5211.065**	**351 057 004**	1	4.060
80	**5211.080**	**351 057 104**	1	5.170

DN (mm)	d1 G (inch)	d2 G (inch)	d3 Rp (inch)	d4 (mm)	h (mm)	l1 (mm)	l2 (mm)	l3 (mm)	l4 (mm)	l5 (mm)	⬡
65	3	2 ½	¼	120	260	190	113	43	147	15	6
80	3 ½	3	¼	120	277	215	122	60	155	16	6

5213

JRG LegioStop Y-type valve, PN 16

- Description: free of water pockets and maintenance free top, non rising handwheel with optical position indicator
- Temperature: max. 90°C
- Material: gunmetal, stainless steel, EPDM, plastic
- Connection: Mapress
- Consisting of: grinded valve stem, valve seat

JRG LegioStop Schrägsitzventil, PN 16

- Beschreibung: Totraum- und wartungsfreies Oberteil, nichtsteigendes Handrad mit optischer Stellungsanzeige
- Temperatur: max. 90°C
- Werkstoff: Rotguss, Chromnickelstahl, EPDM, Kunststoff
- Anschluss: Mapress
- Bestehend aus: geschliffener Ventilstange, Ventilsitz

d (mm)	DN (mm)	JRG Code	GF Code	SP	Weight (kg)
15	12	**5213.015**	**350 895 663**	1	0.510
18	15	**5213.018**	**350 895 664**	1	0.500
22	20	**5213.022**	**350 895 665**	1	0.740
28	25	**5213.028**	**350 895 666**	1	1.180
35	32	**5213.035**	**350 895 667**	1	1.500
42	40	**5213.042**	**350 895 668**	1	2.025
54	50	**5213.054**	**350 895 669**	1	3.170

d (mm)	DN (mm)	d1 G (inch)	d2 G (inch)	d3 Rp (inch)	d4 (mm)	h (mm)	l1 (mm)	l2 (mm)	z1 (mm)	z2 (mm)	⬡
15	12	¾	½	¼	53	87	136	5	35	63	6
18	15	¾	½	¼	53	87	136	5	35	63	6
22	20	1	¾	¼	53	105	150	10	35	74	6
28	25	1 ¼	1	¼	60	117	170	7	37	87	6
35	32	1 ½	1 ¼	¼	70	130	195	4	43	102	6
42	40	1 ¾	1 ½	¼	90	148	215	6	44	113	6
54	50	2 ⅜	2	¼	90	169	252	2	49	134	6

5220

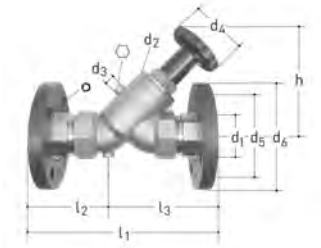

JRG LegioStop Y-type valve, PN 16

- Description: free of water pockets and maintenance free top, non rising handwheel with optical position indicator
- Temperature: max. 90°C
- Material: gunmetal, stainless steel, EPDM, plastic
- Connection: flange
- Consisting of: grinded valve stem, valve seat

JRG LegioStop Schrägsitzventil, PN 16

- Beschreibung: Totraum- und wartungsfreies Oberteil, nichtsteigendes Handrad mit optischer Stellungsanzeige
- Temperatur: max. 90°C
- Werkstoff: Rotguss, Chromnickelstahl, EPDM, Kunststoff
- Anschluss: Flansch
- Bestehend aus: geschliffener Ventilstange, Ventilsitz

DN (mm)	JRG Code	GF Code	SP	Weight (kg)
25	**5220.025**	**350 895 526**	1	2.550
32	**5220.032**	**350 895 527**	1	3.520
40	**5220.040**	**350 895 528**	1	4.560
50	**5220.050**	**350 895 529**	1	7.090

table continued on the next page

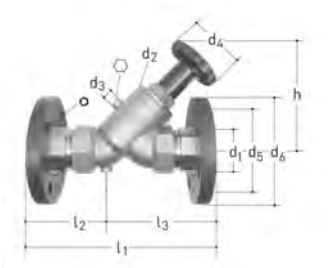

DN (mm)	d1 (mm)	d2 G (inch)	d3 Rp (inch)	d4 (mm)	d5 (mm)	d6 (mm)	h (mm)	l1 (mm)	l2 (mm)	l3 (mm)	○	⬡
25	25	1	¼	60	85	115	117	188	82	107	4x14	6
32	32	1 ¼	¼	70	100	140	130	213	90	123	4x18	6
40	40	1 ½	¼	90	110	150	148	229	94	135	4x18	6
50	50	2	¼	90	125	165	169	262	104	158	4x18	6

5220

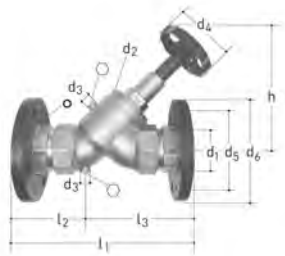

JRG LegioStop Y-type valve, PN 16

- Description: free of water pockets and maintenance free top, non rising handwheel with optical position indicator
- Temperature: max. 90°C
- Material: gunmetal, stainless steel, EPDM, metal
- Connection: flange
- Consisting of: grinded valve stem, valve seat

JRG LegioStop Schrägsitzventil, PN 16

- Beschreibung: Totraum- und wartungsfreies Oberteil, nichtsteigendes Handrad mit optischer Stellungsanzeige
- Temperatur: max. 90°C
- Werkstoff: Rotguss, Chromnickelstahl, EPDM, Metall
- Anschluss: Flansch
- Bestehend aus: geschliffener Ventilstange, Ventilsitz

DN (mm)	JRG Code	GF Code	SP	Weight (kg)
65	**5220.065**	**350 895 936**	1	10.360
80	**5220.080**	**350 895 937**	1	13.030

DN (mm)	d1 (mm)	d2 G (inch)	d3 Rp (inch)	d4 (mm)	d5 (mm)	d6 (mm)	h (mm)	l1 (mm)	l2 (mm)	l3 (mm)	○	⬡
65	65	2 ½	¼	120	145	185	260	296	110	187	4x18	6
80	80	3	¼	120	160	200	277	333	122	212	8x18	6

5221

JRG LegioStop Y-type valve, PN 16

- Temperature: max. 90°C
- Material: gunmetal, stainless steel, EPDM, plastic
- Connection: female thread
- Description: free of water pockets and maintenance free top, non rising handwheel with optical position indicator
- Consisting of: grinded valve stem, valve seat

JRG LegioStop Schrägsitzventil, PN 16

- Temperatur: max. 90°C
- Werkstoff: Rotguss, Chromnickelstahl, EPDM, Kunststoff
- Anschluss: Innengewinde
- Beschreibung: Totraum- und wartungsfreies Oberteil, nichtsteigendes Handrad mit optischer Stellungsanzeige
- Bestehend aus: geschliffener Ventilstange, Ventilsitz

GN (inch)	DN (mm)	JRG Code	GF Code	SP	Weight (kg)
½	15	**5221.240**	**350 895 633**	1	0.370
¾	20	**5221.320**	**350 895 634**	1	0.554
1	25	**5221.400**	**350 895 635**	1	0.890
1 ¼	32	**5221.480**	**350 895 636**	1	1.280
1 ½	40	**5221.560**	**350 895 637**	1	1.610
2	50	**5221.640**	**350 895 638**	1	2.520

table continued on the next page

GN (inch)	DN (mm)	d1 Rp (inch)	d2 G (inch)	d3 Rp (inch)	d4 (mm)	h (mm)	l1 (mm)	l2 (mm)	z1 (mm)	z2 (mm)	⬡
½	15	½	½	¼	53	87	65	46	10	27	6
¾	20	¾	¾	¼	53	105	75	56	12	33	6
1	25	1	1	¼	60	117	90	59	15	40	6
1 ¼	32	1 ¼	1 ¼	¼	70	130	110	59	19	52	6
1 ½	40	1 ½	1 ½	¼	90	148	120	67	20	61	6
2	50	2	2	¼	90	169	150	67	23	77	6

5221

JRG LegioStop Y-type valve, PN 16

- Description: free of water pockets and maintenance free top, non rising handwheel with optical position indicator
- Temperature: max. 90°C
- Material: gunmetal, stainless steel, EPDM, metal
- Connection: female thread
- Consisting of: grinded valve stem, valve seat

JRG LegioStop Schrägsitzventil, PN 16

- Beschreibung: Totraum- und wartungsfreies Oberteil, nichtsteigendes Handrad mit optischer Stellungsanzeige
- Temperatur: max. 90°C
- Werkstoff: Rotguss, Chromnickelstahl, EPDM, Metall
- Anschluss: Innengewinde
- Bestehend aus: geschliffener Ventilstange, Ventilsitz

GN (inch)	DN (mm)	JRG Code	GF Code	SP	Weight (kg)
2 ½	65	**5221.720**	**350 818 707**	1	4.220
3	80	**5221.800**	**350 818 807**	1	5.690

GN (inch)	DN (mm)	d1 Rp (inch)	d2 G (inch)	d3 Rp (inch)	d4 (mm)	h (mm)	l1 (mm)	l2 (mm)	z1 (mm)	z2 (mm)	⬡
2 ½	65	2 ½	2 ½	¼	120	260	180	132	22	98	6
3	80	3	3	¼	120	277	210	127	27	117	6

5222

JRG LegioStop Y-type valve, PN 10

- Description: free of water pockets and maintenance free top, non rising handwheel with optical position indicator
- Temperature: max. 90°C
- Material: gunmetal, stainless steel, EPDM, plastic
- Connection: JRG Sanipex MT
- Consisting of: grinded valve stem, valve seat

JRG LegioStop Schrägsitzventil, PN 10

- Beschreibung: Totraum- und wartungsfreies Oberteil, nichtsteigendes Handrad mit optischer Stellungsanzeige
- Temperatur: max. 90°C
- Werkstoff: Rotguss, Chromnickelstahl, EPDM, Kunststoff
- Anschluss: JRG Sanipex MT
- Bestehend aus: geschliffener Ventilstange, Ventilsitz

d (mm)	DN (mm)	JRG Code	GF Code	SP	Weight (kg)
16	12	**5222.016**	**350 895 732**	1	0.360
20	15	**5222.020**	**350 895 733**	1	0.390
26	20	**5222.026**	**350 895 734**	1	0.590

table continued on the next page

d (mm)	DN (mm)	JRG Code	GF Code	SP	Weight (kg)
32	25	**5222.032**	**350 895 735**	1	0.950
40	32	**5222.040**	**350 895 736**	1	1.360
50	40	**5222.050**	**351 650 970**	1	2.160
63	50	**5222.063**	**351 663 970**	1	3.380

d (mm)	DN (mm)	d1 (mm)	d2 G (inch)	d3 Rp (inch)	d4 (mm)	h (mm)	l1 (mm)	l2 (mm)	z1 (mm)	z2 (mm)	⬡
16	12	16	½	¼	53	87	115	133	28	50	6
20	15	20	½	¼	53	87	122	137	27	51	6
26	20	26	¾	¼	53	105	148	160	27	63	6
32	25	32	1	¼	60	117	178	182	28	75	6
40	32	40	1 ¼	¼	70	130	212	212	37	92	6
50	40	50	1 ½	¼	90	175	256	245	46	108	6
63	50	63	2	¼	90	196	315	287	55	134	6

5225

JRG LegioStop Y-type valve, PN 10 / 16

- Description: free of water pockets and maintenance free top, non rising handwheel with optical position indicator
- Temperature: max. 90°C
- Material: gunmetal, stainless steel, EPDM, plastic
- Connection: push-in system sudoFIT
- Consisting of: grinded valve stem, valve seat

*__PN16__: stainless steel pipes (DVGW W541) **PN10**: copper pipes (DIN EN 1057)

JRG LegioStop Schrägsitzventil, PN 10 / 16

- Beschreibung: Totraum- und wartungsfreies Oberteil, nichtsteigendes Handrad mit optischer Stellungsanzeige
- Temperatur: max. 90°C
- Werkstoff: Rotguss, Chromnickelstahl, EPDM, Kunststoff
- Anschluss: Steckverbindung sudoFIT
- Bestehend aus: geschliffener Ventilstange, Ventilsitz

*__PN16__: Chromstahlrohre (DVGW W541) **PN10**: Kupferrohre (DIN EN 1057)

d (mm)	DN (mm)	JRG Code	GF Code	SP	Weight (kg)
15	12	**5225.015**	**351 060 406**	1	0.354
18	15	**5225.018**	**351 060 416**	1	0.401
22	20	**5225.022**	**351 060 426**	1	0.550
28	25	**5225.028**	**351 060 436**	1	0.930
35	32	**5225.035**	**351 060 446**	1	1.370
42	40	**5225.042**	**351 060 456**	1	2.018
54	50	**5225.054**	**351 060 466**	1	2.990

d (mm)	DN (mm)	d1 (mm)	d2 G (inch)	d3 Rp (inch)	d4 (mm)	h (mm)	l1 (mm)	l2 (mm)	z1 (mm)	z2 (mm)	⬡
15	12	15	½	¼	53	87	82	37	8	26	6
18	15	18	½	¼	53	87	98	27	8	31	6
22	20	22	¾	¼	53	105	103	39	7	35	6
28	25	28	1	¼	60	117	136	31	9	44	6
35	32	35	1 ¼	¼	70	130	164	26	11	57	6
42	40	42	1 ½	¼	90	148	191	27	11	62	6
54	50	54	2	¼	90	169	231	21	14	79	6

5227

JRG LegioStop Y-type valve, PN 16

- Description: free of water pockets and maintenance free top, non rising handwheel with optical position indicator
- Temperature: max. 90°C
- Material: gunmetal, stainless steel, EPDM, plastic
- Connection: Optipress / Sanpress
- Consisting of: grinded valve stem, valve seat

JRG LegioStop Schrägsitzventil, PN 16

- Beschreibung: Totraum- und wartungsfreies Oberteil, nichtsteigendes Handrad mit optischer Stellungsanzeige
- Temperatur: max. 90°C
- Werkstoff: Rotguss, Chromnickelstahl, EPDM, Kunststoff
- Anschluss: Optipress / Sanpress
- Bestehend aus: geschliffener Ventilstange, Ventilsitz

d (mm)	DN (mm)	JRG Code	GF Code	SP	Weight (kg)
15	12	**5227.015**	**350 895 677**	1	0.460
18	15	**5227.018**	**350 895 678**	1	0.574
22	20	**5227.022**	**350 895 679**	1	0.680
28	25	**5227.028**	**350 895 680**	1	1.150
35	32	**5227.035**	**350 895 681**	1	1.889
42	40	**5227.042**	**350 895 682**	1	2.130
54	50	**5227.054**	**350 895 683**	1	3.560

d (mm)	DN (mm)	d1 (mm)	d2 G (inch)	d3 Rp (inch)	d4 (mm)	h (mm)	l1 (mm)	l2 (mm)	z1 (mm)	z2 (mm)	⬡
15	12	15	½	¼	53	87	131	13	33	50	6
18	15	18	½	¼	53	87	131	13	33	50	6
22	20	22	¾	¼	53	105	146	21	39	60	6
28	25	28	1	¼	60	117	166	21	47	72	6
35	32	35	1 ¼	¼	70	130	196	16	56	89	6
42	40	42	1 ½	¼	90	148	226	14	57	98	6
54	50	54	2	¼	90	169	264	10	59	113	6

5228

JRG LegioStop Y-type valve, PN 16

- Description: free of water pockets and maintenance free top, non rising handwheel with optical position indicator
- Temperature: max. 90°C
- Material: gunmetal, stainless steel, EPDM, plastic
- Connection: Mapress
- Consisting of: grinded valve stem, valve seat

JRG LegioStop Schrägsitzventil, PN 16

- Beschreibung: Totraum- und wartungsfreies Oberteil, nichtsteigendes Handrad mit optischer Stellungsanzeige
- Temperatur: max. 90°C
- Werkstoff: Rotguss, Chromnickelstahl, EPDM, Kunststoff
- Anschluss: Mapress
- Bestehend aus: geschliffener Ventilstange, Ventilsitz

d (mm)	DN (mm)	JRG Code	GF Code	SP	Weight (kg)
15	12	**5228.015**	**350 895 684**	1	0.480
18	15	**5228.018**	**350 895 685**	1	0.480
22	20	**5228.022**	**350 895 686**	1	0.670
28	25	**5228.028**	**350 895 687**	1	1.130
35	32	**5228.035**	**350 895 688**	1	1.600
42	40	**5228.042**	**350 895 689**	1	2.090
54	50	**5228.054**	**350 895 690**	1	3.250

table continued on the next page

d (mm)	DN (mm)	d1 (mm)	d2 G (inch)	d3 Rp (inch)	d4 (mm)	h (mm)	l1 (mm)	l2 (mm)	z1 (mm)	z2 (mm)	⬡
15	12	15	½	¼	53	87	123	17	33	50	6
18	15	18	½	¼	53	87	125	16	33	51	6
22	20	22	¾	¼	53	105	133	27	35	56	6
28	25	28	1	¼	60	116	152	28	40	66	6
35	32	35	1 ¼	¼	70	130	178	25	47	80	6
42	40	42	1 ½	¼	90	148	196	29	48	89	6
54	50	54	2	¼	90	169	282	21	79	133	6

5228

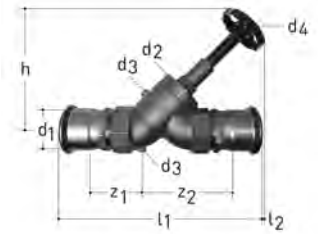

JRG LegioStop Y-type valve, PN 16

- Description: free of water pockets and maintenance free top, rising handwheel
- Temperature: max. 90°C
- Material: gunmetal, stainless steel, EPDM, metal
- Connection: Mapress
- Consisting of: grinded valve stem, valve seat

JRG LegioStop Schrägsitzventil, PN 16

- Beschreibung: Totraum- und wartungsfreies Oberteil, steigendes Handrad
- Temperatur: max. 90°C
- Werkstoff: Rotguss, Chromnickelstahl, EPDM, Metall
- Anschluss: Mapress
- Bestehend aus: geschliffener Ventilstange, Ventilsitz

DN (mm)	JRG Code	GF Code	SP	Weight (kg)
65	**5228.076**	**350 818 724**	1	5.775
80	**5228.088**	**350 818 819**	1	8.170

d1 (mm)	d2 G (inch)	d3 Rp (inch)	d4 (mm)	h (mm)	l1 (mm)	l2 (mm)	z1 (mm)	z2 (mm)	⬡
76.1	2 ½	¼	120	260	365	39	92	168	6
88.9	3	¼	120	277	425	20	108	198	6

5229

JRG LegioStop Y-type valve, PN 16

- Description: free of water pockets and maintenance free top, non rising handwheel with optical position indicator
- Temperature: max. 90°C
- Material: gunmetal, stainless steel, EPDM, plastic
- Connection: Mepla
- Consisting of: grinded valve stem, valve seat

JRG LegioStop Schrägsitzventil, PN 16

- Beschreibung: Totraum- und wartungsfreies Oberteil, nichtsteigendes Handrad mit optischer Stellungsanzeige
- Temperatur: max. 90°C
- Werkstoff: Rotguss, Chromnickelstahl, EPDM, Kunststoff
- Anschluss: Mepla
- Bestehend aus: geschliffener Ventilstange, Ventilsitz

d (mm)	DN (mm)	JRG Code	GF Code	SP	Weight (kg)
16	12	**5229.016**	**350 895 691**	1	0.494
20	15	**5229.020**	**350 895 692**	1	0.504
26	20	**5229.026**	**350 895 693**	1	0.764

table continued on the next page

d (mm)	DN (mm)	JRG Code	GF Code	SP	Weight (kg)
32	25	**5229.032**	**350 895 694**	1	1.240
40	32	**5229.040**	**350 895 695**	1	1.810
50	40	**5229.050**	**350 895 696**	1	2.560
63	50	**5229.063**	**350 895 697**	1	5.010

d (mm)	DN (mm)	d1 (mm)	d2 G (inch)	d3 Rp (inch)	d4 (mm)	h (mm)	l1 (mm)	l2 (mm)	z1 (mm)	z2 (mm)	⬡
16	12	16	½	¼	53	87	145	6	39	56	6
20	15	20	½	¼	53	87	151	3	40	57	6
26	20	26	¾	¼	53	105	173	7	44	65	6
32	25	32	1	¼	60	117	182	13	51	76	6
40	32	40	1 ¼	¼	70	130	218	5	59	92	6
50	40	50	1 ½	¼	90	148	240	7	62	103	6
63	50	63	2	¼	90	169	334	25	73	127	6

5234

JRG LegioStop Y-type valve, PN 16

- Description: free of water pockets and maintenance free top, non rising handwheel with optical position indicator
- Temperature: max. 90°C
- Material: gunmetal, stainless steel, EPDM, plastic
- Connection: Optipress / Sanpress
- Consisting of: grinded valve stem, valve seat

JRG LegioStop Schrägsitzventil, PN 16

- Beschreibung: Totraum- und wartungsfreies Oberteil, nichtsteigendes Handrad mit optischer Stellungsanzeige
- Temperatur: max. 90°C
- Werkstoff: Rotguss, Chromnickelstahl, EPDM, Kunststoff
- Anschluss: Optipress / Sanpress
- Bestehend aus: geschliffener Ventilstange, Ventilsitz

d (mm)	DN (mm)	JRG Code	GF Code	SP	Weight (kg)
15	12	**5234.015**	**350 895 670**	1	0.500
18	15	**5234.018**	**350 895 671**	1	0.490
22	20	**5234.022**	**350 895 672**	1	0.740
28	25	**5234.028**	**350 895 673**	1	1.180
35	32	**5234.035**	**350 895 674**	1	1.550
42	40	**5234.042**	**350 895 675**	1	2.250
54	50	**5234.054**	**350 895 676**	1	3.420

d (mm)	DN (mm)	d1 G (inch)	d2 G (inch)	d3 Rp (inch)	d4 (mm)	h (mm)	l1 (mm)	z1 (mm)	z2 (mm)	⬡
15	12	¾	½	¼	50	89	143	31	65	6
18	15	¾	½	¼	50	89	148	34	68	6
22	20	1	¾	¼	60	106	165	39	80	6
28	25	1 ¼	1	¼	70	127	182	42	93	6
35	32	1 ½	1 ¼	¼	80	149	205	47	107	6
42	40	1 ¾	1 ½	¼	90	170	246	48	118	6
54	50	2 ⅜	2	¼	100	200	271	48	133	6

5262

JRG LegioStop Non-return valve, PN 10

- Description: free of water pockets and maintenance free top, non rising handwheel with optical position indicator
- Temperature: max. 90°C
- Material: gunmetal, stainless steel, EPDM, plastic
- Connection: JRG Sanipex MT
- Consisting of: grinded valve stem, valve seat, closing spring

JRG LegioStop KRV absperrbar, PN 10

- Beschreibung: Totraum- und wartungsfreies Oberteil, nichtsteigendes Handrad mit optischer Stellungsanzeige
- Temperatur: max. 90°C
- Werkstoff: Rotguss, Chromnickelstahl, EPDM, Kunststoff
- Anschluss: JRG Sanipex MT
- Bestehend aus: geschliffener Ventilstange, Ventilsitz, Schliessfeder

d (mm)	DN (mm)	JRG Code	GF Code	SP	Weight (kg)
16	12	**5262.016**	**350 896 263**	1	0.352
20	15	**5262.020**	**350 896 264**	1	0.380
26	20	**5262.026**	**350 896 265**	1	0.580
32	25	**5262.032**	**350 896 266**	1	0.950
40	32	**5262.040**	**350 896 267**	1	1.365
50	40	**5262.050**	**350 896 292**	1	2.187
63	50	**5262.063**	**350 896 293**	1	3.465

d (mm)	DN (mm)	d1 (mm)	d2 G (inch)	d3 Rp (inch)	d4 (mm)	h (mm)	l1 (mm)	l2 (mm)	z1 (mm)	z2 (mm)	⬡
16	12	16	½	¼	53	87	115	133	28	50	6
20	15	20	½	¼	53	87	122	137	27	51	6
26	20	26	¾	¼	53	105	148	160	27	63	6
32	25	32	1	¼	60	117	178	182	28	75	6
40	32	40	1 ¼	¼	70	130	218	212	37	92	6
50	40	50	1 ½	¼	90	148	256	246	46	108	6
63	50	63	2	¼	90	170	315	288	55	134	6

5264

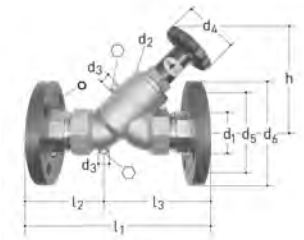

JRG LegioStop Non-return valve, PN 16

- Description: free of water pockets and maintenance free top, non rising handwheel with optical position indicator
- Temperature: max. 90°C
- Material: gunmetal, stainless steel, EPDM, plastic
- Connection: flange
- Consisting of: grinded valve stem, valve seat, closing spring

JRG LegioStop KRV absperrbar, PN 16

- Beschreibung: Totraum- und wartungsfreies Oberteil, nichtsteigendes Handrad mit optischer Stellungsanzeige
- Temperatur: max. 90°C
- Werkstoff: Rotguss, Chromnickelstahl, EPDM, Kunststoff
- Anschluss: Flansch
- Bestehend aus: geschliffener Ventilstange, Ventilsitz, Schliessfeder

DN (mm)	JRG Code	GF Code	SP	Weight (kg)
25	**5264.025**	**350 818 718**	1	2.530
32	**5264.032**	**350 818 719**	1	3.500
40	**5264.040**	**350 818 720**	1	4.540
50	**5264.050**	**350 818 721**	1	7.080

table continued on the next page

DN (mm)	d1 (mm)	d2 G (inch)	d3 Rp (inch)	d4 (mm)	d5 (mm)	d6 (mm)	h (mm)	l1 (mm)	l2 (mm)	l3 (mm)	○	⬡
25	25	1	¼	60	85	115	117	188	82	107	4x14	6
32	32	1 ¼	¼	70	100	140	130	213	90	123	4x18	6
40	40	1 ½	¼	90	110	150	148	229	94	135	4x18	6
50	50	2	¼	90	125	165	169	262	104	158	4x18	6

5264

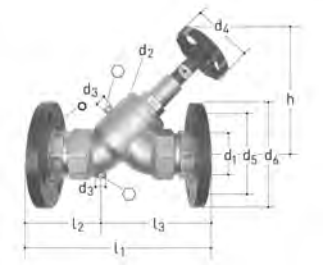

JRG LegioStop Non-return valve, PN 16

- Description: free of water pockets and maintenance free top, rising handwheel
- Temperature: max. 90°C
- Material: gunmetal, stainless steel, EPDM, metal
- Connection: flange
- Consisting of: grinded valve stem, valve seat, closing spring

JRG LegioStop KRV absperrbar, PN 16

- Beschreibung: Totraum- und wartungsfreies Oberteil, steigendes Handrad
- Temperatur: max. 90°C
- Werkstoff: Rotguss, Chromnickelstahl, EPDM, Metall
- Anschluss: Flansch
- Bestehend aus: geschliffener Ventilstange, Ventilsitz, Schliessfeder

DN (mm)	JRG Code	GF Code	SP	Weight (kg)
65	**5264.065**	**350 818 722**	1	10.340

d1 (mm)	d2 G (inch)	d3 Rp (inch)	d4 (mm)	d5 (mm)	d6 (mm)	h (mm)	l1 (mm)	l2 (mm)	l3 (mm)	○	⬡
65	2 ½	¼	120	145	185	260	296	110	186	4x18	6

5265

JRG LegioStop Non-return valve, PN 10 / 16

- Description: free of water pockets and maintenance free top, non rising handwheel with optical position indicator
- Temperature: max. 90°C
- Material: gunmetal, stainless steel, EPDM, plastic
- Connection: push-in system sudoFIT
- Consisting of: grinded valve stem, valve seat, closing spring

*__PN16__: stainless steel pipes (DVGW W541) **PN10**: copper pipes (DIN EN 1057)

JRG LegioStop KRV absperrbar, PN 10 / 16

- Beschreibung: Totraum- und wartungsfreies Oberteil, nichtsteigendes Handrad mit optischer Stellungsanzeige
- Temperatur: max. 90°C
- Werkstoff: Rotguss, Chromnickelstahl, EPDM, Kunststoff
- Anschluss: Steckverbindung sudoFIT
- Bestehend aus: geschliffener Ventilstange, Ventilsitz, Schliessfeder

*__PN16__: Chromstahlrohre (DVGW W541) **PN10**: Kupferrohre (DIN EN 1057)

d (mm)	DN (mm)	JRG Code	GF Code	SP	Weight (kg)
15	12	**5265.015**	**351 060 403**	1	0.350
18	15	**5265.018**	**351 060 413**	1	0.390
22	20	**5265.022**	**351 060 423**	1	0.540
28	25	**5265.028**	**351 060 433**	1	0.930
35	32	**5265.035**	**351 060 443**	1	1.330
42	40	**5265.042**	**351 060 453**	1	1.830
54	50	**5265.054**	**351 060 463**	1	2.840

table continued on the next page

d (mm)	DN (mm)	d1 (mm)	d2 G (inch)	d3 Rp (inch)	d4 (mm)	h (mm)	l1 (mm)	l2 (mm)	z1 (mm)	z2 (mm)	⬡
15	12	15	½	¼	53	87	82	37	8	26	6
18	15	18	½	¼	53	87	98	27	8	31	6
22	20	22	¾	¼	53	105	103	39	7	35	6
28	25	28	1	¼	60	117	136	31	9	44	6
35	32	35	1 ¼	¼	70	130	164	26	11	57	6
42	40	42	1 ½	¼	90	148	191	27	11	62	6
54	50	54	2	¼	90	169	231	21	14	79	6

5266

JRG LegioStop Non-return valve, PN 16

- Description: free of water pockets and maintenance free top, non rising handwheel with optical position indicator
- Temperature: max. 90°C
- Material: gunmetal, stainless steel, EPDM, plastic
- Connection: female thread
- Consisting of: grinded valve stem, valve seat, closing spring

JRG LegioStop KRV absperrbar, PN 16

- Beschreibung: Totraum- und wartungsfreies Oberteil, nichtsteigendes Handrad mit optischer Stellungsanzeige
- Temperatur: max. 90°C
- Werkstoff: Rotguss, Chromnickelstahl, EPDM, Kunststoff
- Anschluss: Innengewinde
- Bestehend aus: geschliffener Ventilstange, Ventilsitz, Schliessfeder

GN (inch)	DN (mm)	JRG Code	GF Code	SP	Weight (kg)
½	15	**5266.240**	**350 896 200**	1	0.367
¾	20	**5266.320**	**350 896 201**	1	0.510
1	25	**5266.400**	**350 896 202**	1	0.880
1 ¼	32	**5266.480**	**350 896 203**	1	1.253
1 ½	40	**5266.560**	**350 896 204**	1	1.662
2	50	**5266.640**	**350 896 205**	1	2.523

GN (inch)	DN (mm)	d1 Rp (inch)	d2 G (inch)	d3 Rp (inch)	d4 (mm)	h (mm)	l1 (mm)	l2 (mm)	z1 (mm)	z2 (mm)	⬡
½	15	½	½	¼	53	87	65	46	10	27	6
¾	20	¾	¾	¼	53	105	75	56	12	33	6
1	25	1	1	¼	60	117	90	59	15	40	6
1 ¼	32	1 ¼	1 ¼	¼	70	130	110	59	19	52	6
1 ½	40	1 ½	1 ½	¼	90	148	120	67	20	61	6
2	50	2	2	¼	90	169	150	67	23	77	6

5266

JRG LegioStop Non-return valve, PN 16

- Description: free of water pockets and maintenance free top, rising handwheel
- Temperature: max. 90°C
- Material: gunmetal, stainless steel, EPDM, metal
- Connection: female thread
- Consisting of: grinded valve stem, valve seat, closing spring

JRG LegioStop KRV absperrbar, PN 16

- Beschreibung: Totraum- und wartungsfreies Oberteil, steigendes Handrad
- Temperatur: max. 90°C
- Werkstoff: Rotguss, Chromnickelstahl, EPDM, Metall
- Anschluss: Innengewinde
- Bestehend aus: geschliffener Ventilstange, Ventilsitz, Schliessfeder

GN (inch)	DN (mm)	JRG Code	GF Code	SP	Weight (kg)
2 ½	65	**5266.720**	**350 818 704**	1	4.210

GN (inch)	DN (mm)	d1 Rp (inch)	d2 G (inch)	d3 Rp (inch)	d4 (mm)	h (mm)	l1 (mm)	l2 (mm)	z1 (mm)	z2 (mm)	⬡
2 ½	65	2 ½	2 ½	¼	120	260	180	132	22	98	6

5281

JRG LegioStop Non-return valve, PN 16

- Description: free of water pockets and maintenance free top, non rising handwheel with optical position indicator
- Temperature: max. 90°C
- Material: gunmetal, stainless steel, EPDM, plastic
- Connection: male thread
- Consisting of: grinded valve stem, valve seat, closing spring

JRG LegioStop KRV absperrbar, PN 16

- Beschreibung: Totraum- und wartungsfreies Oberteil, nichtsteigendes Handrad mit optischer Stellungsanzeige
- Temperatur: max. 90°C
- Werkstoff: Rotguss, Chromnickelstahl, EPDM, Kunststoff
- Anschluss: Aussengewinde
- Bestehend aus: geschliffener Ventilstange, Ventilsitz, Schliessfeder

DN (mm)	JRG Code	GF Code	SP	Weight (kg)
15	**5281.015**	**350 896 206**	1	0.352
20	**5281.020**	**350 896 207**	1	0.520
25	**5281.025**	**350 896 208**	1	0.858
32	**5281.032**	**350 896 209**	1	1.130
40	**5281.040**	**350 896 210**	1	1.490
50	**5281.050**	**350 896 211**	1	2.200

DN (mm)	d1 G (inch)	d2 G (inch)	d3 Rp (inch)	d4 (mm)	h (mm)	l1 (mm)	l2 (mm)	l3 (mm)	l4 (mm)	l5 (mm)	⬡
15	¾	½	¼	53	87	75	35	24	52	6	6
20	1	¾	¼	53	105	87	42	24	63	7	6
25	1 ¼	1	¼	60	117	99	42	25	75	8	6
32	1 ½	1 ¼	¼	70	130	118	42	30	89	9	6
40	1 ¾	1 ½	¼	90	148	130	48	31	100	10	6
50	2 ⅜	2	¼	90	169	155	49	35	120	11	6

5281

JRG LegioStop Non-return valve, PN 16

- Description: free of water pockets and maintenance free top, rising handwheel
- Temperature: max. 90°C
- Material: gunmetal, stainless steel, EPDM, metal
- Connection: male thread
- Consisting of: grinded valve stem, valve seat, closing spring

JRG LegioStop KRV absperrbar, PN 16

- Beschreibung: Totraum- und wartungsfreies Oberteil, steigendes Handrad
- Temperatur: max. 90°C
- Werkstoff: Rotguss, Chromnickelstahl, EPDM, Metall
- Anschluss: Aussengewinde
- Bestehend aus: geschliffener Ventilstange, Ventilsitz, Schliessfeder

DN (mm)	JRG Code	GF Code	SP	Weight (kg)
65	**5281.065**	**351 057 003**	1	4.030

DN (mm)	d1 G (inch)	d2 G (inch)	d3 Rp (inch)	d4 (mm)	h (mm)	l1 (mm)	l2 (mm)	l3 (mm)	l4 (mm)	l5 (mm)	⬡
65	3	2 ½	¼	120	260	190	113	43	147	15	6

5283

JRG LegioStop Non-return valve, PN 16

- Description: free of water pockets and maintenance free top, non rising handwheel with optical position indicator
- Temperature: max. 90°C
- Material: gunmetal, stainless steel, EPDM, plastic
- Connection: male thread Mapress
- Consisting of: grinded valve stem, valve seat, closing spring

JRG LegioStop KRV absperrbar, PN 16

- Beschreibung: Totraum- und wartungsfreies Oberteil, nichtsteigendes Handrad mit optischer Stellungsanzeige
- Temperatur: max. 90°C
- Werkstoff: Rotguss, Chromnickelstahl, EPDM, Kunststoff
- Anschluss: Aussengewinde Mapress
- Bestehend aus: geschliffener Ventilstange, Ventilsitz, Schliessfeder

d (mm)	DN (mm)	JRG Code	GF Code	SP	Weight (kg)
15	12	**5283.015**	**350 896 218**	1	0.510
18	15	**5283.018**	**350 896 219**	1	0.490
22	20	**5283.022**	**350 896 220**	1	0.730
28	25	**5283.028**	**350 896 221**	1	1.150
35	32	**5283.035**	**350 896 222**	1	1.574
42	40	**5283.042**	**350 896 223**	1	1.970
54	50	**5283.054**	**350 896 224**	1	3.195

d (mm)	DN (mm)	d1 G (inch)	d2 G (inch)	d3 Rp (inch)	d4 (mm)	h (mm)	l1 (mm)	l2 (mm)	z1 (mm)	z2 (mm)	⬡
15	12	¾	½	¼	53	87	131	18	35	63	6
18	15	¾	½	¼	53	87	131	18	35	63	6
22	20	1	¾	¼	53	105	149	22	35	74	6
28	25	1 ¼	1	¼	60	117	165	22	38	88	6
35	32	1 ½	1 ¼	¼	70	130	184	22	43	102	6
42	40	1 ¾	1 ½	¼	90	148	208	22	44	113	6
54	50	2 ⅜	2	¼	90	169	239	22	50	135	6

5284

JRG LegioStop Non-return valve, PN 16

- Description: free of water pockets and maintenance free top, non rising handwheel with optical position indicator
- Temperature: max. 90°C
- Material: gunmetal, stainless steel, EPDM, plastic
- Connection: male thread Optipress / Sanpress
- Consisting of: grinded valve stem, valve seat, closing spring

JRG LegioStop KRV absperrbar, PN 16

- Beschreibung: Totraum- und wartungsfreies Oberteil, nichtsteigendes Handrad mit optischer Stellungsanzeige
- Temperatur: max. 90°C
- Werkstoff: Rotguss, Chromnickelstahl, EPDM, Kunststoff
- Anschluss: Aussengewinde Optipress / Sanpress
- Bestehend aus: geschliffener Ventilstange, Ventilsitz, Schliessfeder

d (mm)	DN (mm)	JRG Code	GF Code	SP	Weight (kg)
15	12	**5284.015**	**350 896 285**	1	0.490
18	15	**5284.018**	**350 896 286**	1	0.492
22	20	**5284.022**	**350 896 287**	1	0.730
28	25	**5284.028**	**350 896 288**	1	1.155
35	32	**5284.035**	**350 896 289**	1	1.510
42	40	**5284.042**	**350 896 290**	1	2.190
54	50	**5284.054**	**350 896 291**	1	3.290

d (mm)	DN (mm)	d1 G (inch)	d2 G (inch)	d3 Rp (inch)	d4 (mm)	h (mm)	l1 (mm)	l2 (mm)	z1 (mm)	z2 (mm)	⬡
15	12	¾	½	¼	53	87	149	16	37	65	6
18	15	¾	½	¼	53	87	155	13	40	68	6
22	20	1	¾	¼	53	105	165	18	39	78	6
28	25	1 ¼	1	¼	60	117	183	17	42	93	6
35	32	1 ½	1 ¼	¼	70	130	206	17	48	107	6
42	40	1 ¾	1 ½	¼	90	148	252	15	51	120	6
54	50	2 ⅜	2	¼	90	169	277	22	50	135	6

Spare parts
Ersatzteile

5290

JRG LegioStop Y-type valve Upper part

- Description: free of water pockets and maintenance free top, non rising handwheel with optical position indicator
- Temperature: max. 90°C
- Material: gunmetal, brass, EPDM, plastic

JRG LegioStop Schrägsitzventil Oberteil

- Beschreibung: Totraum- und wartungsfreies Oberteil, nichtsteigendes Handrad mit optischer Stellungsanzeige
- Temperatur: max. 90°C
- Werkstoff: Rotguss, Messing, EPDM, Kunststoff

GN (inch)	DN (mm)	JRG Code	GF Code	SP	Weight (kg)	d2 G (inch)	d4 (mm)	h (mm)	hub max. (mm)	hub / DIN 3502 (mm)
½	15	**5290.240**	**350 894 000**	1	0.150	½	53	23	17	12.0
¾	20	**5290.320**	**350 894 100**	1	0.240	¾	53	26	22	17.0
1	25	**5290.400**	**350 894 200**	1	0.410	1	60	34	24	18.5
1 ¼	32	**5290.480**	**350 894 300**	1	0.510	1 ¼	70	37	32	26.5
1 ½	40	**5290.560**	**350 894 400**	1	0.730	1 ½	90	43	35	29.5
2	50	**5290.640**	**350 894 500**	1	0.970	2	90	52	43	37.5

5290

JRG LegioStop Y-type valve Upper part

- Description: free of water pockets and maintenance free top, rising handwheel
- Temperature: max. 90°C
- Material: gunmetal, brass, EPDM, metal

JRG LegioStop Schrägsitzventil Oberteil

- Beschreibung: Totraum- und wartungsfreies Oberteil, steigendes Handrad
- Temperatur: max. 90°C
- Werkstoff: Rotguss, Messing, EPDM, Metall

GN (inch)	DN (mm)	JRG Code	GF Code	SP	Weight (kg)	d2 G (inch)	d4 (mm)	h (mm)	hub max. (mm)	hub / DIN 3502 (mm)
2 ½	65	**5290.720**	**350 894 600**	1	1.940	2 ½	120	39	78	52
3	80	**5290.800**	**350 894 700**	1	2.330	3	120	45	94	56

5295

JRG LegioStop Non-return valve closable Upper part

- Description: free of water pockets and maintenance free top, non rising handwheel with optical position indicator
- Material: gunmetal, stainless steel, EPDM, plastic
- Temperature: max. 90°C

JRG LegioStop KRV absperrbar Oberteil

- Beschreibung: Totraum- und wartungsfreies Oberteil, nichtsteigendes Handrad mit optischer Stellungsanzeige
- Werkstoff: Rotguss, Chromnickelstahl, EPDM, Kunststoff
- Temperatur: max. 90°C

GN (inch)	DN (mm)	JRG Code	GF Code	SP	Weight (kg)	d2 G (inch)	d4 (mm)	h (mm)	hub / DIN 3502 (mm)
½	15	**5295.240**	**350 894 005**	1	0.203	½	53	37	35
¾	20	**5295.320**	**350 894 105**	1	0.280	¾	53	44	43
1	25	**5295.400**	**350 894 205**	1	0.460	1	60	53	52
1 ¼	32	**5295.480**	**350 894 305**	1	0.533	1 ¼	70	64	63
1 ½	40	**5295.560**	**350 894 405**	1	0.730	1 ½	90	73	72
2	50	**5295.640**	**350 894 505**	1	0.920	2	90	89	89

5295

JRG LegioStop Non-return valve closable Upper part

- Description: free of water pockets and maintenance free top, rising handwheel
- Material: gunmetal, stainless steel, EPDM, metal
- Temperature: max. 90°C

JRG LegioStop KRV absperrbar Oberteil

- Beschreibung: Totraum- und wartungsfreies Oberteil, steigendes Handrad
- Werkstoff: Rotguss, Chromnickelstahl, EPDM, Metall
- Temperatur: max. 90°C

GN (inch)	DN (mm)	JRG Code	GF Code	SP	Weight (kg)	d2 G (inch)	d4 (mm)	h (mm)	h / DIN 3502 (mm)
2 ½	65	**5295.720**	**350 894 605**	1	1.950	2 ½	120	91	90

1628

Back flow preventer Upper part

- Temperature: max. 90°C
- Material: gunmetal, stainless steel, EPDM, plastic

Rückflussverhinderer Oberteil

- Temperatur: max. 90°C
- Werkstoff: Rotguss, Chromnickelstahl, EPDM, Kunststoff

GN (inch)	DN (mm)	JRG Code	GF Code	SP	Weight (kg)	d2 G (inch)	h / DIN 3502 (mm)
½	15	**1628.240**	**350 894 008**	1	0.150	½	35
¾	20	**1628.320**	**350 894 108**	1	0.190	¾	43
1	25	**1628.400**	**350 894 208**	1	0.340	1	52
1 ¼	32	**1628.480**	**350 894 308**	1	0.295	1 ¼	63
1 ½	40	**1628.560**	**350 894 408**	1	0.380	1 ½	72
2	50	**1628.640**	**350 894 508**	1	0.110	2	89

1628

Back flow preventer Upper part

- Temperature: max. 90°C
- Material: gunmetal, stainless steel, EPDM, plastic

Rückflussverhinderer Oberteil

- Temperatur: max. 90°C
- Werkstoff: Rotguss, Chromnickelstahl, EPDM, Kunststoff

GN (inch)	DN (mm)	JRG Code	GF Code	SP	Weight (kg)	d2 G (inch)	h / DIN 3502 (mm)
2 ½	65	**1628.720**	**350 894 608**	1	1.050	2 ½	91

1648

Back flow preventer spare part set (until 2007)

- Material: plastic

Ersatzteilset zu Rückschlagventil (bis 2007)

- Werkstoff: Kunststoff

GN (inch)	DN (mm)	JRG Code	GF Code	SP	Weight (kg)	d1 (mm)	d2 (mm)
½	15	**1648.240**	**350 808 610**	1	0.012	20	25
¾	20	**1648.320**	**350 808 710**	1	0.020	28	33
1	25	**1648.400**	**350 808 810**	1	0.032	34	42
1 ¼	32	**1648.480**	**350 808 910**	1	0.064	43	54
1 ½	40	**1648.560**	**350 809 010**	1	0.023	49	60
2	50	**1648.640**	**350 809 110**	1	0.140	59	77
2 ½	65	**1648.720**	**350 809 210**	1	0.230	80	91

0560

Upper part (until 1969)

- Material: gunmetal, brass, EPDM, plastic

Oberteil (bis 1969)

- Werkstoff: Rotguss, Messing, EPDM, Kunststoff

GN (inch)	DN (mm)	JRG Code	GF Code	SP	Weight (kg)	d2 G (inch)
1	25	**0560.400**	**350 883 901**	1	0.644	1 ¼
1 ¼	32	**0560.480**	**350 884 401**	1	0.913	1 ½
1 ½	40	**0560.560**	**350 884 801**	1	1.160	1 ¾
2	50	**0560.640**	**350 885 201**	1	2.270	2 ¼
2 ½	65	**0560.720**	**350 885 601**	1	2.421	2 ¾
3	80	**0560.800**	**350 565 602**	1	5.050	3 ½

8500

Hand wheel, green

- Material: plastic

Handrad grün

- Werkstoff: Kunststoff

d (mm)	JRG Code	GF Code	Weight (kg)	□
50	**8500.050**	**350 920 002**	0.010	5
50	**8500.055**	**350 920 012**	0.010	6
60	**8500.060**	**350 920 102**	0.020	6
70	**8500.070**	**350 920 202**	0.030	7
80	**8500.080**	**350 920 302**	0.040	8
90	**8500.090**	**350 920 402**	0.050	9
100	**8500.100**	**350 920 502**	0.060	10
120	**8500.120**	**350 920 602**	0.090	12

8501

Marking plate green

- Description: to JRG LegioStop upper part
- Material: plastic

Markierschild grün

- Beschreibung: zu JRG LegioStop Oberteil
- Werkstoff: Kunststoff

d (mm)	GN (inch)	JRG Code	GF Code	SP	Weight (kg)
53	½ - ¾	**8501.100**	**350 894 086**	10	0.001
60	1	**8501.101**	**350 894 286**	10	0.001
70	1 ¼	**8501.102**	**350 894 386**	10	0.002
90	1 ½ - 3	**8501.103**	**350 894 486**	5	0.003

8501

Marking plate red

- Description: to JRG LegioStop upper part
- Material: plastic

Markierschild rot

- Beschreibung: zu JRG LegioStop Oberteil
- Werkstoff: Kunststoff

d (mm)	GN (inch)	JRG Code	GF Code	SP	Weight (kg)
53	½ - ¾	**8501.200**	**350 894 087**	10	0.001
60	1	**8501.201**	**350 894 287**	10	0.001
70	1 ¼	**8501.202**	**350 894 387**	10	0.002
90	1 ½ - 3	**8501.203**	**350 894 487**	5	0.003

8501

Marking plate blue

- Description: to JRG LegioStop upper part
- Material: plastic

Markierschild blau

- Beschreibung: zu JRG LegioStop Oberteil
- Werkstoff: Kunststoff

d (mm)	GN (inch)	JRG Code	GF Code	SP	Weight (kg)
53	½ - ¾	**8501.300**	**350 894 088**	10	0.001
60	1	**8501.301**	**350 894 288**	10	0.001
70	1 ¼	**8501.302**	**350 894 388**	10	0.002
90	1 ½ - 3	**8501.303**	**350 894 488**	5	0.003

8501

Marking plate orange

- Description: to JRG LegioStop upper part
- Material: plastic

Markierschild orange

- Beschreibung: zu JRG LegioStop Oberteil
- Werkstoff: Kunststoff

d (mm)	GN (inch)	JRG Code	GF Code	SP	Weight (kg)
53	½ - ¾	**8501.400**	**350 894 089**	10	0.001
60	1	**8501.401**	**350 894 289**	10	0.001
70	1 ¼	**8501.402**	**350 894 389**	10	0.002
90	1 ½ - 3	**8501.403**	**350 894 489**	5	0.003

Spare Parts for top of return flow inhibitor, Y-type and check valve

Ersatzteile für 1628

Ersatzteile für oben Rücklauf-Inhibitor, Y-Typ und Rückschlagventil
Pièces de rechange pour chapeau soupape de retenue et robinet oblique
Pezzi di ricambio per parte superiore dispositivo antiriflusso, valvola con sede obliqua e valvola di ritegno chiudibile

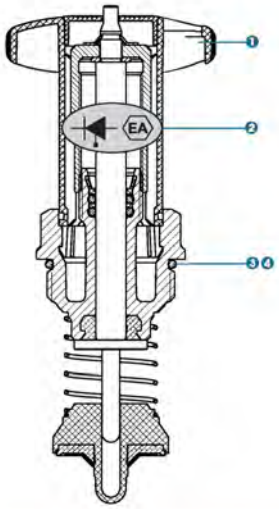

1. Handrad inkl. grünem Stopfen/Volant avec plaquette verte incluse/Volantino incluso tappo verde
2. Gelber Markierungskleber „EA"/Autocollant de marquage jaune „EA"/Etichetta d'indicazione gialla „EA"
3. Flachdichtung/Joint plat/Guarnizione piatta
4. O-Ring/O-Ring/O-Ring

+GF+

(1) Hand wheel incl. green plug

- Description: to JRG LegioStop Y-type valve

(1) Handrad inkl. grünem Stopfen

- Beschreibung: zu JRG LegioStop Schrägsitzventil

GN (inch)	d (mm)	h (mm)	GF Code
¾	53	62.7	**350 894 180**
1	60	64.8	**350 894 280**
1 ¼	70	79.7	**350 894 380**
2 / 1 ½	90	94.6	**350 894 480**
½	53	48.7	**350 894 080**

(2) Yellow marking sticker "EA"

- Description: to JRG LegioStop Non-return valve

(2) Gelber Markierungskleber "EA"

- Beschreibung: zu JRG LegioStop KRV absperrbar

GF Code
351 041 702

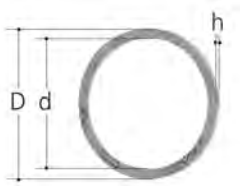

(3) Flat gasket

(3) Flachdichtung

GN (inch)	D (mm)	d (mm)	h (mm)	GF Code
½	26.0	21.0	1.5	**350 928 727**
¾	31.5	26.5	1.5	**350 928 785**
1	39.5	33.5	1.5	**350 928 786**
1 ¼	49.0	42.0	1.5	**350 928 782**
1 ½	56.0	48.0	1.5	**350 928 787**
2	68.0	60.0	1.5	**350 928 772**
2 ½	84.0	75.5	1.5	**350 929 431**
3	97.0	88.0	1.5	**350 929 432**

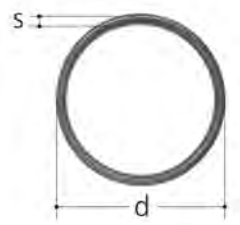

(4) O-Ring

(4) O-Ring

GN (inch)	d (mm)	s (mm)	GF Code
½	17.1	2.6	**350 981 114**
¾	21.9	2.6	**350 981 119**
1	28.2	2.6	**350 981 123**
1 ¼	37.8	2.6	**350 981 128**
1 ½	44.1	2.6	**350 981 132**
2	55.2	2.6	**350 981 139**
2 ½	71.1	2.6	**350 981 148**
3	82.2	2.6	**350 981 151**

Straight seat valves
Geradsitzventile

5300

JRG LegioStop Straight seat valve, PN 16

- Temperature: max. 90°C
- Material: gunmetal, stainless steel, EPDM, plastic
- Connection: female thread

JRG LegioStop Geradsitzventil, PN 16

- Temperatur: max. 90°C
- Werkstoff: Rotguss, Chromnickelstahl, EPDM, Kunststoff
- Anschluss: Innengewinde

GN (inch)	DN (mm)	JRG Code	GF Code	SP	Weight (kg)	d1 Rp (inch)	d2 G (inch)	d4 (mm)	h (mm)	l (mm)	z (mm)
⅜	10	**5300.160**	**350 802 002**	1	0.190	⅜	⅜	50	62	50	15.0

5350

JRG LegioStop Straight seat valve, PN 16

- Description: free of water pockets and maintenance free top, non rising handwheel with optical position indicator
- Temperature: max. 90°C
- Material: gunmetal, stainless steel, EPDM, plastic
- Connection: female thread

JRG LegioStop Geradsitzventil, PN 16

- Beschreibung: Totraum- und wartungsfreies Oberteil, nichtsteigendes Handrad mit optischer Stellungsanzeige
- Temperatur: max. 90°C
- Werkstoff: Rotguss, Chromnickelstahl, EPDM, Kunststoff
- Anschluss: Innengewinde

GN (inch)	DN (mm)	JRG Code	GF Code	SP	Weight (kg)	d1 Rp (inch)	d2 G (inch)	d4 (mm)	h (mm)	l (mm)	z (mm)
½	15	**5350.240**	**350 895 800**	1	0.280	½	½	53	70	60	17
¾	20	**5350.320**	**350 895 801**	1	0.490	¾	¾	53	79	75	23
1	25	**5350.400**	**350 895 802**	1	0.800	1	1	60	89	90	28
1 ¼	32	**5350.480**	**350 895 803**	1	1.180	1 ¼	1 ¼	70	98	105	34
1 ½	40	**5350.560**	**350 895 804**	1	1.710	1 ½	1 ½	90	110	120	41
2	50	**5350.640**	**350 895 805**	1	2.450	2	2	90	123	140	46

5350

JRG LegioStop Straight seat valve, PN 16

- Description: free of water pockets and maintenance free top, rising handwheel
- Temperature: max. 90°C
- Material: gunmetal, stainless steel, EPDM, plastic
- Connection: female thread

JRG LegioStop Geradsitzventil, PN 16

- Beschreibung: Totraum- und wartungsfreies Oberteil, steigendes Handrad
- Temperatur: max. 90°C
- Werkstoff: Rotguss, Chromnickelstahl, EPDM, Kunststoff
- Anschluss: Innengewinde

GN (inch)	DN (mm)	JRG Code	GF Code	SP	Weight (kg)	d1 Rp (inch)	d2 G (inch)	d4 (mm)	h (mm)	l (mm)	z (mm)
2 ½	65	**5350.720**	**350 895 828**	1	3.915	2 ½	2 ½	120	162	180	60

5351

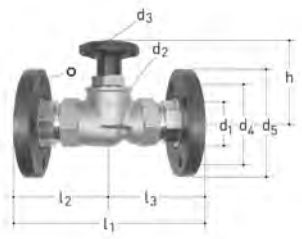

JRG LegioStop Straight seat valve, PN 16

- Description: free of water pockets and maintenance free top, non rising handwheel with optical position indicator
- Temperature: max. 90°C
- Material: gunmetal, stainless steel, EPDM, plastic
- Connection: flange

JRG LegioStop Geradsitzventil, PN 16

- Beschreibung: Totraum- und wartungsfreies Oberteil, nichtsteigendes Handrad mit optischer Stellungsanzeige
- Temperatur: max. 90°C
- Werkstoff: Rotguss, Chromnickelstahl, EPDM, Kunststoff
- Anschluss: Flansch

DN (mm)	JRG Code	GF Code	SP	Weight (kg)
25	**5351.025**	**350 895 847**	1	2.360
32	**5351.032**	**350 895 848**	1	3.410
40	**5351.040**	**350 895 849**	1	4.580
50	**5351.050**	**350 895 850**	1	6.880

DN (mm)	d1 (mm)	d2 G (inch)	d3 (mm)	d4 (mm)	d5 (mm)	h (mm)	l1 (mm)	l2 (mm)	l3 (mm)	○
25	25	1	60	85	115	89	188	94	94	4x14
32	32	1 ¼	70	100	140	98	208	104	104	4x18
40	40	1 ½	90	110	150	110	229	115	115	4x18
50	50	2	90	125	165	123	252	126	126	4x18

5351

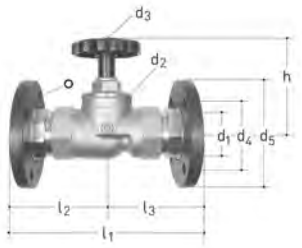

JRG LegioStop Straight seat valve, PN 16

- Description: free of water pockets and maintenance free top, rising handwheel
- Temperature: max. 90°C
- Material: gunmetal, stainless steel, EPDM, plastic
- Connection: flange

JRG LegioStop Geradsitzventil, PN 16

- Beschreibung: Totraum- und wartungsfreies Oberteil, steigendes Handrad
- Temperatur: max. 90°C
- Werkstoff: Rotguss, Chromnickelstahl, EPDM, Kunststoff
- Anschluss: Flansch

DN (mm)	JRG Code	GF Code	SP	Weight (kg)
65	**5351.065**	**350 895 851**	1	10.070

DN (mm)	d1 (mm)	d2 G (inch)	d3 (mm)	d4 (mm)	d5 (mm)	h (mm)	l1 (mm)	l2 (mm)	l3 (mm)	○
65	65	2 ½	120	145	185	161.5	296	148	148	4x18

5352

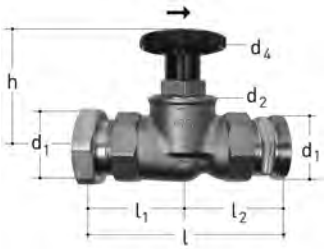

JRG LegioStop Straight seat valve, PN 16

- Description: free of water pockets and maintenance free top, non rising handwheel with optical position indicator
- Temperature: max. 90°C
- Material: gunmetal, stainless steel, EPDM, plastic
- Connection: inlet male thread, outlet female thread

JRG LegioStop Geradsitzventil, PN 16

- Beschreibung: Totraum- und wartungsfreies Oberteil, nichtsteigendes Handrad mit optischer Stellungsanzeige
- Temperatur: max. 90°C
- Werkstoff: Rotguss, Chromnickelstahl, EPDM, Kunststoff
- Anschluss: Eingang Aussengewinde, Abgang Innengewinde

GN (inch)	DN (mm)	JRG Code	GF Code	SP	Weight (kg)	d1 G (inch)	d2 G (inch)	d4 (mm)	h (mm)	l (mm)	l1 (mm)	l2 (mm)
1 ½	40	**5352.040**	**350 895 863**	1	2.310	1 ¾	1 ½	90	110	176	82	94
2	50	**5352.050**	**350 895 865**	1	2.295	2 ⅜	2	90	122	203	97	107

5352

JRG LegioStop Straight seat valve, PN 16

- Description: free of water pockets and maintenance free top, rising handwheel
- Temperature: max. 90°C
- Material: gunmetal, stainless steel, EPDM, metal
- Connection: inlet male thread, outlet female thread

JRG LegioStop Geradsitzventil, PN 16

- Beschreibung: Totraum- und wartungsfreies Oberteil, steigendes Handrad
- Temperatur: max. 90°C
- Werkstoff: Rotguss, Chromnickelstahl, EPDM, Metall
- Anschluss: Eingang Aussengewinde, Abgang Innengewinde

GN (inch)	DN (mm)	JRG Code	GF Code	SP	Weight (kg)	d1 G (inch)	d2 G (inch)	d4 (mm)	h (mm)	l (mm)	l1 (mm)	l2 (mm)
2 ½	65	**5352.065**	**350 895 867**	1	5.780	3	2 ½	120	162	245	119	127

5353

JRG LegioStop Straight seat valve, PN 16

- Description: free of water pockets and maintenance free top, non rising handwheel with optical position indicator
- Temperature: max. 90°C
- Material: gunmetal, stainless steel, EPDM, plastic
- Connection: inlet male thread, outlet female thread

JRG LegioStop Geradsitzventil, PN 16

- Beschreibung: Totraum- und wartungsfreies Oberteil, nichtsteigendes Handrad mit optischer Stellungsanzeige
- Temperatur: max. 90°C
- Werkstoff: Rotguss, Chromnickelstahl, EPDM, Kunststoff
- Anschluss: Eingang Aussengewinde, Abgang Innengewinde

GN (inch)	DN (mm)	JRG Code	GF Code	SP	Weight (kg)	d1 G (inch)	d2 G (inch)	d4 (mm)	h (mm)	l (mm)	l1 (mm)	l2 (mm)
1 ½	40	**5353.040**	**350 895 864**	1	2.315	1 ¾	1 ½	90	110	176	94	82
2	50	**5353.050**	**350 895 866**	1	2.295	2 ⅜	2	90	122	203	107	97

5353

JRG LegioStop Straight seat valve, PN 16

- Description: free of water pockets and maintenance free top, rising handwheel
- Temperature: max. 90°C
- Material: gunmetal, stainless steel, EPDM, metal
- Connection: inlet male thread, outlet female thread

JRG LegioStop Geradsitzventil, PN 16

- Beschreibung: Totraum- und wartungsfreies Oberteil, steigendes Handrad
- Temperatur: max. 90°C
- Werkstoff: Rotguss, Chromnickelstahl, EPDM, Metall
- Anschluss: Eingang Aussengewinde, Abgang Innengewinde

GN (inch)	DN (mm)	JRG Code	GF Code	SP	Weight (kg)	d1 G (inch)	d2 G (inch)	d4 (mm)	h (mm)	l (mm)	l1 (mm)	l2 (mm)
2 ½	65	**5353.065**	**350 895 868**	1	5.780	3	2 ½	120	162	245	127	119

5354

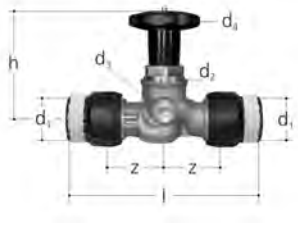

JRG LegioStop Straight seat valve, PN 10

- Description: free of water pockets and maintenance free top, non rising handwheel with optical position indicator
- Temperature: max. 90°C
- Material: gunmetal, stainless steel, EPDM, plastic
- Connection: JRG Sanipex MT

JRG LegioStop Geradsitzventil, PN 10

- Beschreibung: Totraum- und wartungsfreies Oberteil, nichtsteigendes Handrad mit optischer Stellungsanzeige
- Temperatur: max. 90°C
- Werkstoff: Rotguss, Chromnickelstahl, EPDM, Kunststoff
- Anschluss: JRG Sanipex MT

d (mm)	DN (mm)	JRG Code	GF Code	SP	Weight (kg)	d1 (mm)	d2 G (inch)	d3 Rp (inch)	d4 (mm)	h (mm)	l (mm)	z (mm)
16	12	**5354.016**	**351 616 985**	1	0.300	16	½	¼	53	70	108	37
20	15	**5354.020**	**351 620 985**	1	0.350	20	½	¼	53	70	120	39
26	20	**5354.026**	**351 626 985**	1	0.554	26	¾	¼	53	78	137	41
32	25	**5354.032**	**351 632 985**	1	0.860	32	1	¼	60	89	172	49

5357

JRG LegioStop Straight seat valve, PN 16

- Description: free of water pockets and maintenance free top, non rising handwheel with optical position indicator
- Temperature: max. 90°C
- Material: gunmetal, stainless steel, EPDM, plastic
- Connection: Optipress / Sanpress

JRG LegioStop Geradsitzventil, PN 16

- Beschreibung: Totraum- und wartungsfreies Oberteil, nichtsteigendes Handrad mit optischer Stellungsanzeige
- Temperatur: max. 90°C
- Werkstoff: Rotguss, Chromnickelstahl, EPDM, Kunststoff
- Anschluss: Optipress / Sanpress

d (mm)	DN (mm)	JRG Code	GF Code	SP	Weight (kg)	d1 (mm)	d2 G (inch)	d4 (mm)	h (mm)	l (mm)	z (mm)
15	12	**5357.015**	**350 895 812**	1	0.380	15	½	53	70	123	38
18	15	**5357.018**	**350 895 813**	1	0.390	18	½	53	70	122	37
22	20	**5357.022**	**350 895 814**	1	0.630	22	¾	53	79	147	50
28	25	**5357.028**	**350 895 815**	1	1.030	28	1	60	89	167	60

5358

JRG LegioStop Straight seat valve, PN 16

- Description: free of water pockets and maintenance free top, non rising handwheel with optical position indicator
- Temperature: max. 90°C
- Material: gunmetal, stainless steel, EPDM, plastic
- Connection: Mapress

JRG LegioStop Geradsitzventil, PN 16

- Beschreibung: Totraum- und wartungsfreies Oberteil, nichtsteigendes Handrad mit optischer Stellungsanzeige
- Temperatur: max. 90°C
- Werkstoff: Rotguss, Chromnickelstahl, EPDM, Kunststoff
- Anschluss: Mapress

d (mm)	DN (mm)	JRG Code	GF Code	SP	Weight (kg)	d1 (mm)	d2 G (inch)	d4 (mm)	h (mm)	l (mm)	z (mm)
15	12	**5358.015**	**350 895 816**	1	0.350	15	½	53	70	116	38
18	15	**5358.018**	**350 895 817**	1	0.410	18	½	53	70	122	41
22	20	**5358.022**	**350 895 818**	1	0.620	22	¾	53	79	136	47
28	25	**5358.028**	**350 895 819**	1	1.010	28	1	60	89	155	55
35	32	**5358.035**	**350 895 859**	1	1.550	35	1 ¼	70	98	173	61
42	40	**5358.042**	**350 895 860**	1	2.100	42	1 ½	90	110	196	68
54	50	**5358.054**	**350 895 861**	1	3.010	54	2	90	123	271	101

5358

JRG LegioStop Straight seat valve, PN 16

- Description: free of water pockets and maintenance free top, rising handwheel
- Temperature: max. 90°C
- Material: gunmetal, stainless steel, EPDM, metal
- Connection: Mapress

JRG LegioStop Geradsitzventil, PN 16

- Beschreibung: Totraum- und wartungsfreies Oberteil, steigendes Handrad
- Temperatur: max. 90°C
- Werkstoff: Rotguss, Chromnickelstahl, EPDM, Metall
- Anschluss: Mapress

d (mm)	DN (mm)	JRG Code	GF Code	SP	Weight (kg)	d1 (mm)	d2 G (inch)	d4 (mm)	h (mm)	l (mm)	z (mm)
76.1	65	**5358.076**	**350 895 862**	1	5.485	76.1	2 ½	120	162	365	130

5359

JRG LegioStop Straight seat valve, PN 10

- Description: free of water pockets and maintenance free top, non rising handwheel with optical position indicator
- Temperature: max. 90°C
- Material: gunmetal, stainless steel, EPDM, plastic
- Connection: Mepla

JRG LegioStop Geradsitzventil, PN 10

- Beschreibung: Totraum- und wartungsfreies Oberteil, nichtsteigendes Handrad mit optischer Stellungsanzeige
- Temperatur: max. 90°C
- Werkstoff: Rotguss, Chromnickelstahl, EPDM, Kunststoff
- Anschluss: Mepla

d (mm)	DN (mm)	JRG Code	GF Code	SP	Weight (kg)	d1 (mm)	d2 G (inch)	d4 (mm)	h (mm)	l (mm)	z (mm)
16	12	**5359.016**	**350 895 820**	1	0.390	16	½	53	70	144	47
20	15	**5359.020**	**350 895 821**	1	0.425	20	½	53	70	150	48
26	20	**5359.026**	**350 895 822**	1	0.665	26	¾	53	79	174	55
32	25	**5359.032**	**350 895 823**	1	1.129	32	1	60	89	185	64

5360

JRG LegioStop Straight seat valve, PN 16

- Description: free of water pockets and maintenance free top, non rising handwheel with optical position indicator
- Temperature: max. 90°C
- Material: gunmetal, stainless steel, EPDM, plastic
- Connection: inlet female thread, outlet hose screw connection

JRG LegioStop Geradsitzventil, PN 16

- Beschreibung: Totraum- und wartungsfreies Oberteil, nichtsteigendes Handrad mit optischer Stellungsanzeige
- Temperatur: max. 90°C
- Werkstoff: Rotguss, Chromnickelstahl, EPDM, Kunststoff
- Anschluss: Eingang Innengewinde, Ausgang Schlauchverschraubung

GN (inch)	DN (mm)	JRG Code	GF Code	SP	Weight (kg)
½	15	**5360.240**	**350 895 824**	1	0.360
¾	20	**5360.320**	**350 895 825**	1	0.550

GN (inch)	DN (mm)	d1 Rp (inch)	d2 G (inch)	d4 (mm)	d5 G (inch)	d6 (mm)	h (mm)	l (mm)	l2 (mm)	l3 (mm)	z (mm)
½	15	½	½	53	¾	16	70	104	29	45	17
¾	20	¾	¾	53	1	19	79	120	34	49	23

5363



JRG LegioStop Straight seat valve, PN 16

- Description: free of water pockets and maintenance free top, non rising handwheel with optical position indicator
- Temperature: max. 90°C
- Material: gunmetal, stainless steel, EPDM, plastic
- Connection: inlet female thread, outlet with cap

JRG LegioStop Geradsitzventil, PN 16

- Beschreibung: Totraum- und wartungsfreies Oberteil, nichtsteigendes Handrad mit optischer Stellungsanzeige
- Temperatur: max. 90°C
- Werkstoff: Rotguss, Chromnickelstahl, EPDM, Kunststoff
- Anschluss: Eingang Innengewinde, Ausgang mit Kappe

GN (inch)	DN (mm)	JRG Code	GF Code	SP	Weight (kg)
½	15	**5363.240**	**350 895 826**	1	0.300
¾	20	**5363.320**	**350 895 827**	1	0.495

GN (inch)	DN (mm)	d1 Rp (inch)	d2 G (inch)	d4 (mm)	d5 G (inch)	h (mm)	l1 (mm)	l2 (mm)	z (mm)
½	15	½	½	53	¾	70	63	29	17
¾	20	¾	¾	53	1	79	76	34	23

5371

JRG LegioStop Straight seat valve, PN 16

- Description: free of water pockets and maintenance free top, non rising handwheel with optical position indicator
- Temperature: max. 90°C
- Material: gunmetal, stainless steel, EPDM, plastic
- Connection: female thread

JRG LegioStop Geradsitzventil, PN 16

- Beschreibung: Totraum- und wartungsfreies Oberteil, nichtsteigendes Handrad mit optischer Stellungsanzeige
- Temperatur: max. 90°C
- Werkstoff: Rotguss, Chromnickelstahl, EPDM, Kunststoff
- Anschluss: Innengewinde

GN (inch)	DN (mm)	JRG Code	GF Code	SP	Weight (kg)	d1 Rp (inch)	d2 G (inch)	d3 Rp (inch)	d4 (mm)	h (mm)	l (mm)	z (mm)
½	15	**5371.240**	**350 895 806**	1	0.310	½	½	¼	53	70	60	17
¾	20	**5371.320**	**350 895 807**	1	0.470	¾	¾	¼	53	79	75	23
1	25	**5371.400**	**350 895 808**	1	0.810	1	1	¼	60	89	90	28
1 ¼	32	**5371.480**	**350 895 809**	1	1.150	1 ¼	1 ¼	⅜	70	98	105	34
1 ½	40	**5371.560**	**350 895 810**	1	1.725	1 ½	1 ½	⅜	90	110	120	41
2	50	**5371.640**	**350 895 811**	1	2.380	2	2	⅜	90	123	140	46

5371

JRG LegioStop Straight seat valve, PN 16

- Description: free of water pockets and maintenance free top, rising handwheel
- Temperature: max. 90°C
- Material: gunmetal, stainless steel, EPDM, metal
- Connection: female thread

JRG LegioStop Geradsitzventil, PN 16

- Beschreibung: Totraum- und wartungsfreies Oberteil, steigendes Handrad
- Temperatur: max. 90°C
- Werkstoff: Rotguss, Chromnickelstahl, EPDM, Metall
- Anschluss: Innengewinde

GN (inch)	DN (mm)	JRG Code	GF Code	SP	Weight (kg)	d1 Rp (inch)	d2 G (inch)	d3 Rp (inch)	d4 (mm)	h (mm)	l (mm)	z (mm)
2 ½	65	**5371.720**	**350 895 830**	1	3.910	2 ½	2 ½	¼	120	162	180	60

5374

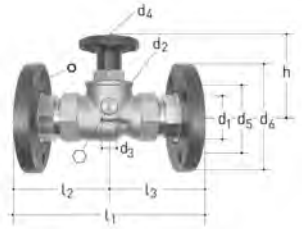

JRG LegioStop Straight seat valve, PN 16

- Description: free of water pockets and maintenance free top, non rising handwheel with optical position indicator
- Temperature: max. 90°C
- Material: gunmetal, stainless steel, EPDM, plastic
- Connection: flange

JRG LegioStop Geradsitzventil, PN 16

- Beschreibung: Totraum- und wartungsfreies Oberteil, nichtsteigendes Handrad mit optischer Stellungsanzeige
- Temperatur: max. 90°C
- Werkstoff: Rotguss, Chromnickelstahl, EPDM, Kunststoff
- Anschluss: Flansch

DN (mm)	JRG Code	GF Code	SP	Weight (kg)
25	**5374.025**	**350 895 852**	1	2.380
32	**5374.032**	**350 895 853**	1	3.460
40	**5374.040**	**350 895 854**	1	4.600
50	**5374.050**	**350 895 855**	1	6.160

DN (mm)	d1 (mm)	d2 G (inch)	d3 Rp (inch)	d4 (mm)	d5 (mm)	d6 (mm)	h (mm)	l1 (mm)	l2 (mm)	l3 (mm)	○	⬡
25	25	1	¼	60	85	115	90	188	94	94	4x14	6
32	32	1 ¼	¼	70	100	140	105	208	104	104	4x18	6
40	40	1 ½	¼	90	110	150	120	229	115	115	4x18	6
50	50	2	¼	90	125	165	140	252	126	126	4x18	6

5374

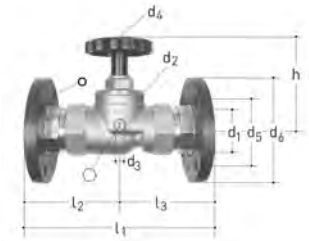

JRG LegioStop Straight seat valve, PN 16

- Description: free of water pockets and maintenance free top, rising handwheel
- Temperature: max. 90°C
- Material: gunmetal, stainless steel, EPDM, metal
- Connection: flange

JRG LegioStop Geradsitzventil, PN 16

- Beschreibung: Totraum- und wartungsfreies Oberteil, steigendes Handrad
- Temperatur: max. 90°C
- Werkstoff: Rotguss, Chromnickelstahl, EPDM, Metall
- Anschluss: Flansch

DN (mm)	JRG Code	GF Code	SP	Weight (kg)
65	**5374.065**	**350 895 856**	1	8.650

DN (mm)	d1 (mm)	d2 G (inch)	d3 Rp (inch)	d4 (mm)	d5 (mm)	d6 (mm)	h (mm)	l1 (mm)	l2 (mm)	l3 (mm)	○	⬡
65	65	2 ½	¼	120	145	185	162	296	148	148	4x18	6

Spare parts
Ersatzteile

5395

JRG LegioStop Straight seat valve Upper part

- Description: free of water pockets and maintenance free top, non rising handwheel with optical position indicator
- Temperature: max. 90°C
- Material: gunmetal, brass, EPDM, plastic

JRG LegioStop Geradsitzventil Oberteil

- Beschreibung: Totraum- und wartungsfreies Oberteil, nichtsteigendes Handrad mit optischer Stellungsanzeige
- Temperatur: max. 90°C
- Werkstoff: Rotguss, Messing, EPDM, Kunststoff

GN (inch)	DN (mm)	JRG Code	GF Code	Weight (kg)	d2 G (inch)	d4 (mm)	h (mm)	hub max. (mm)	hub / DIN 3512 (mm)
½	15	**5395.240**	**350 894 800**	0.125	½	53	17	10	5
¾	20	**5395.320**	**350 894 900**	0.188	¾	53	19	11	7
1	25	**5395.400**	**350 895 000**	0.330	1	60	23	13	8
1 ¼	32	**5395.480**	**350 895 100**	0.500	1 ¼	70	25	15	10
1 ½	40	**5395.560**	**350 895 200**	0.640	1 ½	90	28	17	12
2	50	**5395.640**	**350 895 300**	0.800	2	90	32	16	21

5395

JRG LegioStop Straight seat valve Upper part

- Description: free of water pockets and maintenance free top, rising handwheel
- Temperature: max. 90°C
- Material: gunmetal, stainless steel, EPDM, metal

JRG LegioStop Geradsitzventil Oberteil

- Beschreibung: Totraum- und wartungsfreies Oberteil, steigendes Handrad
- Temperatur: max. 90°C
- Werkstoff: Rotguss, Chromnickelstahl, EPDM, Metall

GN (inch)	DN (mm)	JRG Code	GF Code	SP	Weight (kg)	d2 G (inch)	d4 (mm)	h (mm)	hub max. (mm)	hub / DIN 3512 (mm)
2 ½	65	**5395.720**	**350 895 400**	1	1.450	2 ½	120	37	24	30

5340

Upper part with hand wheel

- Material: gunmetal, brass, EPDM, metal

Oberteil mit Handrad

- Werkstoff: Rotguss, Messing, EPDM, Metall

GN (inch)	DN (mm)	JRG Code	GF Code	SP	Weight (kg)	d2 G (inch)	d4 (mm)
⅜	10	**5340.160**	**350 802 202**	1	0.095	⅜	50

Spare Parts for straight seat valve top
Ersatzteile zu Geradsitzventil-Oberteil

Ersatzteile zu Geradsitzventil-Oberteil
Pièces de rechange pour chapeau de robinet d'arrêt droit
Pezzi di ricambio per parte superiore valvola con sede diritta

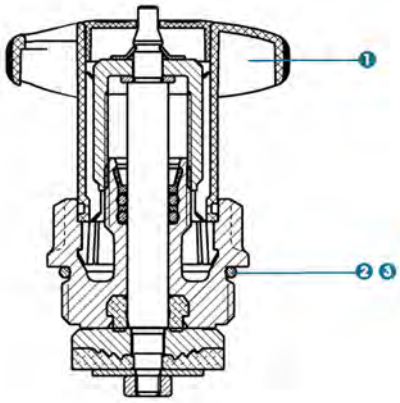

1. Handrad inkl. grünem Stopfen/Volant avec plaquette verte incluse/Volantino incluso tappo verde
2. Flachdichtung/Joint plat/Guarnizione piana
3. O-Ring/O-Ring/O-Ring

+GF+

(1) Hand wheel incl. green plug

- Description: to JRG LegioStop Straight seat valve

(1) Handrad inkl. grünem Stopfen

- Beschreibung: zu JRG LegioStop Geradsitzventil

GN (inch)	d (mm)	h (mm)	GF Code
½	53	36.2	**350 894 880**
¾	53	39.7	**350 894 980**
1	60	43.3	**350 895 080**
1 ¼	70	59.5	**350 895 180**
2 / 1 ½	90	67.6	**350 895 280**

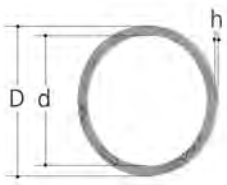

(2) Flat gasket

(2) Flachdichtung

GN (inch)	D (mm)	d (mm)	h (mm)	GF Code
⅜ / ½	26.0	21.0	1.5	**350 928 727**
¾	31.5	26.5	1.5	**350 928 785**
1	39.5	33.5	1.5	**350 928 786**
1 ¼	49.0	42.0	1.5	**350 928 782**
1 ½	56.0	48.0	1.5	**350 928 787**
2	68.0	60.0	1.5	**350 928 772**

(3) O-Ring

(3) O-Ring

GN (inch)	d (mm)	s (mm)	GF Code
½	17.1	2.6	**350 981 114**
¾	21.9	2.6	**350 981 119**
½	28.2	2.6	**350 981 123**
1 ¼	37.8	2.6	**350 981 128**
1 ½	44.1	2.6	**350 981 132**
2	55.2	2.6	**350 981 139**

Compact units
Kompakteinheiten

5458

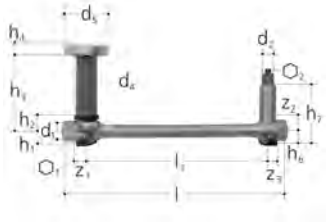

JRG LegioStop Shut-off unit, PN 10

- Temperature: max. 90°C
- Material: gunmetal, stainless steel, EPDM, plastic
- Connection: female thread
- Consisting of: concealed straight seat valve, washing basin outlet, pressure plug, noise absorbing plate

JRG LegioStop Absperreinheit, PN 10

- Temperatur: max. 90°C
- Werkstoff: Rotguss, Chromnickelstahl, EPDM, Kunststoff
- Anschluss: Innengewinde
- Bestehend aus: Unterputz-Geradsitzventil, Waschtisch Abgang, Abpress-Stopfen, Schalldämmplatte

GN (inch)	DN (mm)	JRG Code	GF Code	SP	Weight (kg)
¾	20	**5458.045**	**355 566 411**	1	1.550

GN (inch)	DN (mm)	d1 Rp (inch)	d2 Rp (inch)	d4 (mm)	d5 (mm)	h1 (mm)	h2 (mm)	h3 (mm)	h4 (mm)	h6 (mm)	h7 (mm)	l (mm)	l1 (mm)	z1 (mm)
¾	20	¾	½	34	71	22	28	43 - 110	22	22	97	368	300	23

GN (inch)	DN (mm)	z2 (mm)	z3 (mm)	⬡1	⬡2
¾	20	20	15	32	10

5458

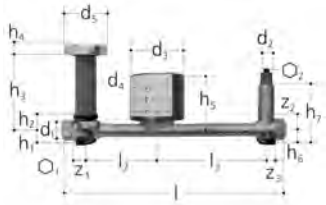

JRG LegioStop Shut-off unit, PN 10

- Temperature: max. 90°C
- Material: gunmetal, stainless steel, EPDM, plastic
- Connection: female thread
- Consisting of: concealed straight seat valve, washing basin outlet, pressure plug, noise absorbing plate, counter connection UPZ KOAX

JRG LegioStop Absperreinheit, PN 10

- Temperatur: max. 90°C
- Werkstoff: Rotguss, Chromnickelstahl, EPDM, Kunststoff
- Anschluss: Innengewinde
- Bestehend aus: Unterputz-Geradsitzventil, Waschtisch Abgang, Abpress-Stopfen, Schalldämmplatte, Anschluss UPZ KOAX Zähler

GN (inch)	DN (mm)	JRG Code	GF Code	SP	Weight (kg)
¾	20	**5458.055**	**355 566 476**	1	2.040

GN (inch)	DN (mm)	d1 Rp (inch)	d2 Rp (inch)	d3 (mm)	d4 (mm)	d5 (mm)	h1 (mm)	h2 (mm)	h3 (mm)	h4 (mm)	h5 (mm)	h6 (mm)	h7 (mm)	l (mm)
¾	20	¾	½	103	34	71	22	28	43 - 110	22	100	22	97	368

GN (inch)	DN (mm)	l2 (mm)	l3 (mm)	z1 (mm)	z2 (mm)	z3 (mm)	⬡1	⬡2
¾	20	130	170	23	20	15	32	10

5458



JRG LegioStop Compact unit, PN 10

- Description: to GIS Profile
- Consisting of: 2 plates, 2 lockable units, drain pipe, pressure plug, fixing clip, noise absorbing plate

JRG LegioStop Kompakteinheit, PN 10

- Beschreibung: zu GIS Profil
- Bestehend aus: 2 Armaturenplatten, 2 Absperreinheiten, Ablaufrohrschelle, Abpressstopfen, Befestigungs-Clip, Schalldämmplatte

GN (inch)	DN (mm)	JRG Code	GF Code	SP	Weight (kg)
¾	20	**5458.058**	**355 566 469**	1	4.095

GN (inch)	DN (mm)	b (mm)	d1 Rp (inch)	d2 Rp (inch)	d6 (mm)	h1 (mm)	h3 (mm)	h4 (mm)	h5 (mm)	l (mm)	l1 (mm)	z1 (mm)	z3 (mm)
¾	20	141	¾	½	50 - 56	130	97	71	22	368	300	23	15

5458

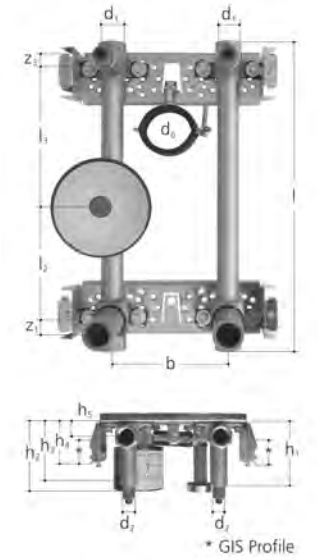

JRG LegioStop Compact unit, PN 10

- Description: to GIS Profile
- Consisting of: 2 plates, shut-off unit, drain pipe, pressure plug, fixing clip, noise absorbing plate, counter connection UPZ KOAX

JRG LegioStop Kompakteinheit, PN 10

- Beschreibung: zu GIS Profil
- Bestehend aus: 2 Armaturenplatten, Absperreinheiten, Ablaufrohrschelle, Abpressstopfen, Befestigungs-Clip, Schalldämmplatte, Anschluss UPZ KOAX Zähler

GN (inch)	DN (mm)	JRG Code	GF Code	SP	Weight (kg)
¾	20	**5458.065**	**355 566 477**	1	4.500

GN (inch)	DN (mm)	b (mm)	d1 Rp (inch)	d2 Rp (inch)	d6 (mm)	h1 (mm)	h2 (mm)	h3 (mm)	h4 (mm)	h5 (mm)	l (mm)	l2 (mm)	l3 (mm)	z1 (mm)
¾	20	141	¾	½	50 - 56	130	110	97	71	22	368	130	170	23

GN (inch)	DN (mm)	z3 (mm)
¾	20	15

5458

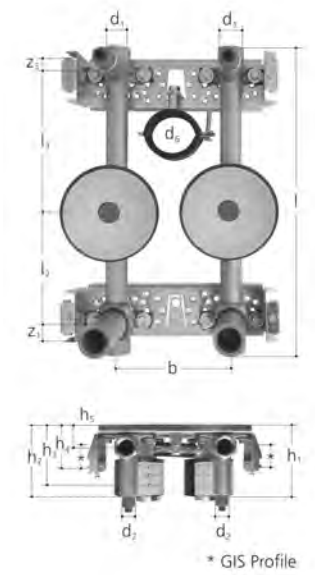

JRG LegioStop Compact unit, PN 10

- Description: to GIS Profile
- Consisting of: 2 plates, 2 shut-off units, compact unit, 2 counter connections UPZ KOAX

JRG LegioStop Kompakteinheit, PN 10

- Beschreibung: zu GIS Profil
- Bestehend aus: 2 Armaturenplatten, 2 Absperreinheiten, Kompakteinheit, 2 Anschlüsse UPZ KOAX Zähler

GN (inch)	DN (mm)	JRG Code	GF Code	SP	Weight (kg)
¾	20	**5458.075**	**355 566 478**	1	4.905

GN (inch)	DN (mm)	b (mm)	d1 Rp (inch)	d2 Rp (inch)	d6 (mm)	h1 (mm)	h2 (mm)	h3 (mm)	h4 (mm)	h5 (mm)	l (mm)	l2 (mm)	l3 (mm)	z1 (mm)
¾	20	141	¾	½	50 - 56	130	110	97	71	22	368	130	170	23

GN (inch)	DN (mm)	z3 (mm)
¾	20	15

5459



JRG LegioStop Compact unit, PN 10

- Description: to Duofix washing basin element
- Consisting of: 2 plates, 2 shut-off units, compact unit

JRG LegioStop Kompakteinheit, PN 10

- Beschreibung: zu Duofix-Waschtischelement
- Bestehend aus: 2 Armaturenplatten, 2 Absperreinheiten, Kompakteinheit

GN (inch)	DN (mm)	JRG Code	GF Code	SP	Weight (kg)
¾	20	**5459.058**	**355 566 358**	1	4.140

GN (inch)	DN (mm)	b (mm)	d1 Rp (inch)	d2 Rp (inch)	h1 (mm)	h2 (mm)	h3 (mm)	h4 (mm)	h5 (mm)	l (mm)	l2 (mm)	l3 (mm)	z1 (mm)	z3 (mm)
¾	20	153	¾	½	130	110	97	63	22	368	130	170	23	15

5459

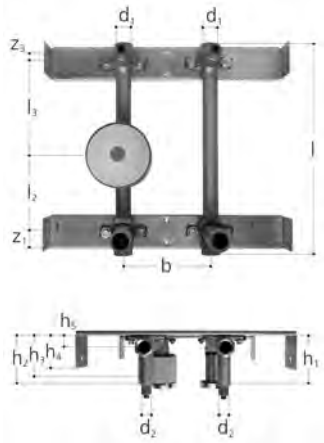

JRG LegioStop Compact unit, PN 10

- Description: to Duofix washing basin element
- Consisting of: 2 plates, 2 shut-off units, compact unit, counter connection UPZ KOAX

JRG LegioStop Kompakteinheit, PN 10

- Beschreibung: zu Duofix-Waschtischelement
- Bestehend aus: 2 Armaturenplatten, 2 Absperreinheiten, Kompakteinheit, Anschluss UPZ KOAX Zähler

GN (inch)	DN (mm)	JRG Code	GF Code	SP	Weight (kg)
¾	20	**5459.065**	**355 566 371**	1	4.520

GN (inch)	DN (mm)	b (mm)	d1 Rp (inch)	d2 Rp (inch)	h1 (mm)	h2 (mm)	h3 (mm)	h4 (mm)	h5 (mm)	l (mm)	l2 (mm)	l3 (mm)	z1 (mm)	z3 (mm)
¾	20	153	¾	½	130	110	97	63	22	368	130	170	23	15

5459

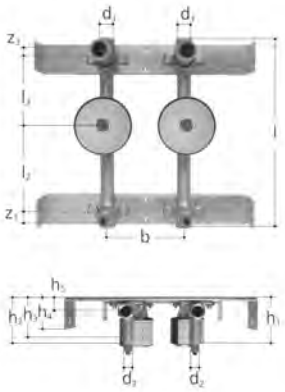

JRG LegioStop Compact unit, PN 10

- Description: to Duofix washing basin element
- Consisting of: 2 plates, 2 shut-off units, compact unit, 2 counter connections UPZ KOAX

JRG LegioStop Kompakteinheit, PN 10

- Beschreibung: zu Duofix-Waschtischelement
- Bestehend aus: 2 Armaturenplatten, 2 Absperreinheiten, Kompakteinheit, 2 Anschlüsse UPZ KOAX Zähler

GN (inch)	DN (mm)	JRG Code	GF Code	SP	Weight (kg)
¾	20	**5459.075**	**355 566 372**	1	4.634

GN (inch)	DN (mm)	b (mm)	d1 Rp (inch)	d2 Rp (inch)	h1 (mm)	h2 (mm)	h3 (mm)	h4 (mm)	h5 (mm)	l (mm)	l2 (mm)	l3 (mm)	z1 (mm)	z3 (mm)
¾	20	153	¾	½	130	110	97	63	22	368	130	170	23	15

5458

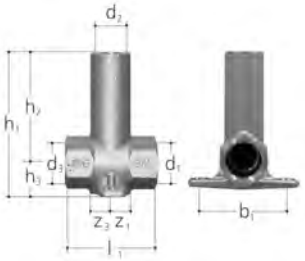

Tee reduced ¾-½-¾ gunmetal

- Material: gunmetal
- Connection: female thread

T-Stück

- Werkstoff: Rotguss
- Anschluss: Innengewinde

PN (bar)	Thread Type	Size (inch)	DN (mm)	JRG Code	GF Code	SP	Weight (kg)
10	GN	¾	20	**5458.095**	**355 639 222**	1	0.360

b1 (mm)	d1 Rp (inch)	d2 Rp (inch)	d3 Rp (inch)	h1 (mm)	h2 (mm)	h3 (mm)	l1 (mm)	z1 (mm)	z3 (mm)
60	¾	½	¾	95	74	22	60	15	15

Concealed valves
Unterputz-Ventile

5925

JRG LegioStop Concealed straight seat valve, PN 10

- Temperature: max. 90°C
- Material: gunmetal, stainless steel, EPDM, plastic
- Connection: push-in system sudoFIT

* as long as stock last

JRG LegioStop Unterputz-Geradsitzventil, PN 10

- Temperatur: max. 90°C
- Werkstoff: Rotguss, Chromnickelstahl, EPDM, Kunststoff
- Anschluss: Steckverbindung sudoFIT

* solange Vorrat

d (mm)	GN (mm)	DN (mm)	JRG Code	GF Code	SP	Weight (kg)
15	15	12	**5925.015**	**351 062 012**	1	0.300
22	22	20	**5925.022**	**351 062 014**	1	0.580
28	28	25	**5925.028**	**351 062 015**	1	0.950

table continued on the next page

d (mm)	GN (mm)	DN (mm)	d1 (mm)	d2 (mm)	d3 (mm)	h1 (mm)	h2 (mm)	h3 (mm)	h4 (mm)	l (mm)	z (mm)	⬡
15	15	12	39	34	71	15	28	43 - 275	24	97	25	18
22	22	20	39	34	71	22	28	43 - 275	24	117	28	18
28	28	25	39	34	71	27	28	43 - 275	24	143	30	18

5900

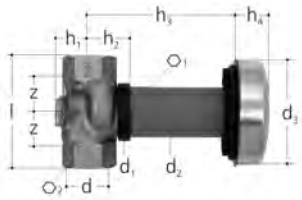

JRG LegioStop Concealed straight seat valve, PN 16

- Temperature: max. 90°C
- Material: gunmetal, stainless steel, EPDM, plastic
- Connection: female thread

JRG LegioStop Unterputz-Geradsitzventil, PN 16

- Temperatur: max. 90°C
- Werkstoff: Rotguss, Chromnickelstahl, EPDM, Kunststoff
- Anschluss: Innengewinde

d Rp (inch)	GN (inch)	DN (mm)	JRG Code	GF Code	SP	Weight (kg)
½	½	15	**5900.240**	**351 062 000**	1	0.577
¾	¾	20	**5900.320**	**351 062 001**	1	0.606
1	1	25	**5900.400**	**351 062 002**	1	0.810

d Rp (inch)	GN (inch)	DN (mm)	d1 (mm)	d2 (mm)	d3 (mm)	h1 (mm)	h2 (mm)	h3 (mm)	h4 (mm)	l (mm)	z (mm)	⬡1	⬡2
½	½	15	39	34	71	18	28	43 - 275	22	65	20	18	27
¾	¾	20	39	34	71	22	28	43 - 275	22	75	23	18	32
1	1	25	39	34	71	27	28	43 - 275	22	90	28	18	41

5910

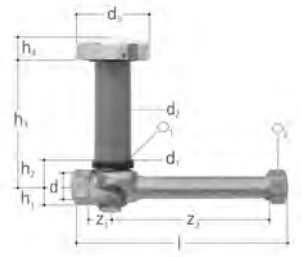

JRG LegioStop Concealed shut off fitting, PN 10

- Temperature: max. 90°C
- Material: gunmetal, stainless steel, EPDM, plastic
- Connection: female thread

JRG LegioStop Unterputz-Absperrgarnitur, PN 10

- Temperatur: max. 90°C
- Werkstoff: Rotguss, Chromnickelstahl, EPDM, Kunststoff
- Anschluss: Innengewinde

d Rp (inch)	GN (inch)	DN (mm)	JRG Code	GF Code	SP	Weight (kg)
¾	¾	20	**5910.320**	**355 566 455**	1	0.967

d Rp (inch)	GN (inch)	DN (mm)	d1 (mm)	d2 (mm)	d3 (mm)	h1 (mm)	h2 (mm)	h3 (mm)	h4 (mm)	l (mm)	z1 (mm)	z2 (mm)	⬡1	⬡2
¾	¾	20	39	34	71	22	28	43 - 110	24	223	23	170	18	32

5916

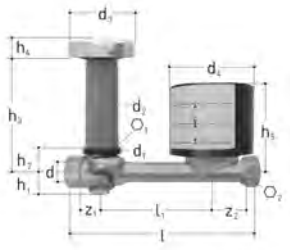

JRG LegioStop Concealed shut off fitting, PN 10

- Temperature: max. 90°C
- Material: gunmetal, stainless steel, EPDM, plastic
- Connection: female thread
- Consisting of: concealed straight seat valve, counter connection UPZ KOAX

JRG LegioStop Unterputz-Absperrgarnitur, PN 10

- Temperatur: max. 90°C
- Werkstoff: Rotguss, Chromnickelstahl, EPDM, Kunststoff
- Anschluss: Innengewinde
- Bestehend aus: Unterputz Geradsitzventil, Anschluss UPZ KOAX Zähler

d Rp (inch)	GN (inch)	DN (mm)	JRG Code	GF Code	SP	Weight (kg)
¾	¾	20	**5916.320**	**355 566 480**	1	1.410

d Rp (inch)	GN (inch)	DN (mm)	d1 (mm)	d2 (mm)	d3 (mm)	d4 (mm)	h1 (mm)	h2 (mm)	h3 (mm)	h4 (mm)	h5 (mm)	l (mm)	l1 (mm)	z1 (mm)	z2 (mm)
¾	¾	20	39	34	71	103	22	28	43 - 110	24	95	223	130	23	40

d Rp (inch)	GN (inch)	DN (mm)	⬡1	⬡2
¾	¾	20	18	32

5920

JRG LegioStop Concealed corner straight seat, PN 16

- Temperature: max. 90°C
- Material: gunmetal, stainless steel, EPDM, plastic
- Connection: inlet male thread, outlet female thread

JRG LegioStop Unterputz-Eckventil, PN 16

- Temperatur: max. 90°C
- Werkstoff: Rotguss, Chromnickelstahl, EPDM, Kunststoff
- Anschluss: Eingang Aussengewinde, Abgang Innengewinde

d Rp (inch)	GN (inch)	DN (mm)	JRG Code	GF Code	SP	Weight (kg)
½	½	15	**5920.240**	**351 062 016**	1	0.465
¾	¾	20	**5920.320**	**351 062 018**	1	0.533

d Rp (inch)	GN (inch)	DN (mm)	d1 (mm)	d2 (mm)	d3 (mm)	h1 (mm)	h2 (mm)	h3 (mm)	h4 (mm)	l (mm)	z1 (mm)	z2 (mm)	⬡1	⬡2
½	½	15	39	34	71	35	24	43 - 275	22	33	20	22	18	34
¾	¾	20	39	34	71	40	27	43 - 275	22	38	23	25	18	42

5921

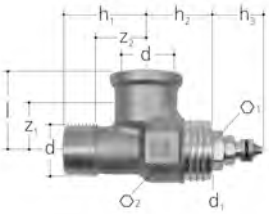

JRG LegioStop Concealed corner straight seat, PN 16

- Temperature: max. 90°C
- Material: gunmetal, stainless steel, EPDM
- Connection: inlet male thread, outlet female thread

JRG LegioStop Unterputz-Eckventil, PN 16

- Temperatur: max. 90°C
- Werkstoff: Rotguss, Chromnickelstahl, EPDM
- Anschluss: Eingang Aussengewinde, Abgang Innengewinde

d Rp (inch)	GN (inch)	DN (mm)	JRG Code	GF Code	SP	Weight (kg)
½	½	15	**5921.240**	**351 062 017**	1	0.275
¾	¾	20	**5921.320**	**351 062 019**	1	0.340

table continued on the next page

d Rp (inch)	GN (inch)	DN (mm)	d1 (mm)	h1 (mm)	h2 (mm)	h3 (mm)	l (mm)	z1 (mm)	⬡1	⬡2
½	½	15	25	35	29	30	33	20	18	34
¾	¾	20	25	40	32	30	38	23	18	42

Accessories
Zubehör

5929

Manual device, chromium-plated

- Description: to concealed straight seat valve (from 2009)
- Material: metal, plastic

Handbetätigung, verchromt

- Beschreibung: für Unterputz-Geradsitzventile (ab 2009)
- Material: Metall, Kunststoff

JRG Code	GF Code	SP	Weight (kg)	d1 (mm)	d2 (mm)	h (mm)
5929.004	**351 062 103**	1	0.165	71	48	69

Spare parts
Ersatzteile

5995

JRG LegioStop Upper part

- Description: to concealed straight seat valve (from 2009)
- Material: gunmetal, stainless steel, EPDM

JRG LegioStop Oberteil

- Beschreibung: für Unterputz-Geradsitzventile (ab 2009)
- Werkstoff: Rotguss, Chromnickelstahl, EPDM

d (mm)	GN (inch)	DN (mm)	JRG Code	GF Code	SP	Weight (kg)	h (mm)	hub max. (mm)	⬡1	⬡2
M25 x 1.5	½ - 1	15 - 25	**5995.000**	**351 062 081**	1	0.112	25	7	18	11

5980

Protection sleeve

- Description: to GF JRG concealed shut off valves and concealed adjustable sockets until 2009
- Material: plastic

Schutzhülse

- Beschreibung: zu GF JRG UP Absperrventile und Reguliermuffen bis 2009
- Werkstoff: Kunststoff

d (mm)	GN (inch)	DN (mm)	JRG Code	GF Code	SP	Weight (kg)	l (mm)
38	½	15	**5980.240**	**350 228 902**	1	0.027	85
43	¾	20	**5980.320**	**350 229 002**	1	0.034	85
50	1	25	**5980.400**	**350 229 102**	1	0.041	85
62	1 ¼	32	**5980.480**	**350 243 802**	1	0.062	85

Conduit

- Description: to concealed straight seat valve
- Material: plastic

Schutzrohr

- Beschreibung: für Unterputz-Geradsitzventile
- Werkstoff: Kunststoff

GF Code	SP	Weight (kg)	d (mm)	h (mm)
351 062 064	1	0.090	34	275

Valve stem

- Description: to concealed straight seat valve
- Material: aluminium

Ventilstange

- Beschreibung: für Unterputz-Geradsitzventile
- Werkstoff: Aluminium

GF Code	SP	Weight (kg)	⬡	l (mm)
351 062 071	1	0.013	13	110
351 062 070	1	0.032	13	275

Coupler Coupler fits to conduit of concealed valves from 2009 aluminium

- Description: to concealed straight seat valve (from 2009)
- Material: aluminium

Muffe für Schutzrohr

- Beschreibung: für Unterputz-Geradsitzventile (ab 2009)
- Werkstoff: Aluminium

GF Code	SP	Weight (kg)	d (mm)	h (mm)
350 830 151	0	0.040	35	40

5982

Escutcheon

- Description: to GF JRG concealed straight seat valves until 2009
- Material: plastic, chromed

Deckkappe

- Beschreibung: zu GF JRG UP Geradsitzventil bis 2009
- Werkstoff: Kunststoff, verchromt

d (mm)	GN (inch)	DN (mm)	JRG Code	GF Code	SP	Weight (kg)	l (mm)
60	½	15	**5982.240**	**350 229 405**	1	0.019	22
65	¾	20	**5982.320**	**350 229 305**	1	0.033	27
70	1	25	**5982.400**	**350 229 205**	1	0.030	29
80	1 ¼	32	**5982.480**	**350 243 905**	1	0.042	35

1062

Pre-fabricated set

- Description: to concealed straight seat valve (from 2009)

Ersatz-Fertigbauset

- Beschreibung: für Unterputz-Geradsitzventile (ab 2009)

GF Code	SP	Weight (kg)
351 062 089	1	0.050

5985

Concealed shut-off valve upper part (1970-2009)

- Material: brass

UP Absperrventil Oberteil (1970-2009)

- Werkstoff: Messing

d G (inch)	GN (inch)	DN (mm)	JRG Code	GF Code	SP	Weight (kg)	h (mm)	⬡
½	½	15	**5985.240**	**350 874 005**	1	0.071	16	17
¾	¾	20	**5985.320**	**350 874 105**	1	0.129	18	22
1	1	25	**5985.400**	**350 874 205**	1	0.205	19	22
1 ¼	1 ¼	32	**5985.480**	**350 874 305**	1	0.381	25	30

5986

Concealed shut-off valve upper part (until 1969)

- Material: brass

UP Absperrventil Oberteil (bis 1969)

- Werkstoff: Messing

d (mm)	GN (mm)	DN (mm)	JRG Code	GF Code	SP	Weight (kg)	h (mm)	⬡
20x19	20x19	15	**5986.160**	**350 261 205**	1	0.075	16	17
32x14	32x14	20	**5986.320**	**350 261 405**	1	0.197	19	22

Connection parts
Absperr-/Zählereinheit

5917



JRG Adapter GIS

- Description: to JRG concealed shut-off/counter unit compact, connection kit
- Material: steel

JRG Adapter GIS

- Beschreibung: zu JRG UP-Absperr-/Zählereinheit kompakt, Anschlussgarnitur
- Werkstoff: Stahl

JRG Code	GF Code	SP	Weight (kg)	b1 (mm)	b2 (mm)	h1 (mm)	h2 (mm)	l (mm)
5917.001	**355 566 545**	1	0.130	57	22	17	12	58

5917

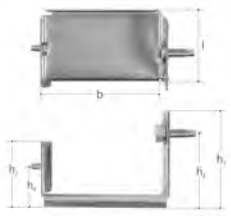

JRG Adapter Duofix set (2x)

- Description: to JRG concealed shut-off/counter unit compact, connection kit
- Material: steel

JRG Adapter Duofix set (2x)

- Beschreibung: zu JRG UP-Absperr-/Zählereinheit kompakt, Anschlussgarnitur
- Werkstoff: Stahl

JRG Code	GF Code	SP	Weight (kg)	b (mm)	h1 (mm)	h2 (mm)	h3 (mm)	h4 (mm)	l (mm)
5917.002	**355 566 540**	1	0.330	98	75	58	50	30	60

5917



JRG Adapter wall mounting

- Description: to JRG concealed shut-off/counter unit compact, connection kit
- Material: steel

JRG Adapter Wandbefestigung

- Beschreibung: zu JRG UP-Absperr-/Zählereinheit kompakt, Anschlussgarnitur
- Werkstoff: Stahl

JRG Code	GF Code	SP	Weight (kg)	b1 (mm)	b2 (mm)	h (mm)	l (mm)
5917.003	**355 566 555**	1	0.400	128	64 - 114	39	56

5917



JRG Cover, chromium-plated

- Description: to JRG concealed shut-off/counter unit compact, connection kit
- Material: plastic

JRG Abdeckung, verchromt

- Beschreibung: zu JRG UP-Absperr-/Zählereinheit kompakt, Anschlussgarnitur
- Werkstoff: Kunststoff

JRG Code	GF Code	SP	Weight (kg)	b (mm)	h (mm)	l (mm)
5917.010	**355 566 536**	1	0.200	217	8	174

5917



JRG Cover, white

- Description: to JRG concealed shut-off/counter unit compact, connection kit
- Material: plastic

JRG Abdeckung, weiss

- Beschreibung: zu JRG UP-Absperr-/Zählereinheit kompakt, Anschlussgarnitur
- Werkstoff: Kunststoff

JRG Code	GF Code	SP	Weight (kg)	b (mm)	h (mm)	l (mm)
5917.011	**355 566 537**	1	0.200	217	8	174

5917



JRG Concealed shut-off/counter unit compact, PN 10

- Material: gunmetal, steel

JRG UP-Absperr-/Zählereinheit kompakt, PN 10

- Werkstoff: Rotguss, Stahl

JRG Code	GF Code	SP	Weight (kg)
5917.320	**355 566 532**	1	3.180

GN (inch)	d1 Rp (inch)	d2 (mm)	b1 (mm)	b2 (mm)	b3 (mm)	h1 (mm)	h2 (mm)	h3 (mm)	h4 (mm)	h5 (mm)	l1 (mm)	l2 (mm)	l3 (mm)
¾	¾	61	233	140	96	144 - 186	71	73 - 115	27	117 - 159	210	84	61

l4 (mm)	z1 (mm)	z2 (mm)
65	87	91

5918

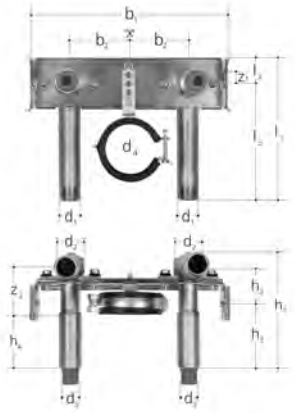

JRG Connection kit, PN 10

- Description: to JRG concealed shut-off/counter unit compact
- Material: gunmetal, steel

JRG Anschlussgarnitur, PN 10

- Beschreibung: zu JRG UP-Absperr-/Zählereinheit kompakt
- Werkstoff: Rotguss, Stahl

JRG Code	GF Code	SP	Weight (kg)
5918.320	**355 566 534**	1	1.520

GN (inch)	d1 R (inch)	d2 R (inch)	d3 Rp (inch)	d4 (mm)	b1 (mm)	b2 (mm)	h1 (mm)	h2 (mm)	h3 (mm)	h4 (mm)	l1 (mm)	l2 (mm)	l3 (mm)
¾	¾	¾	½	50 - 56	233	70	128 - 138	44	66 - 77	50 - 60	169	31	139

z1 (mm)	z2 (mm)
14	60

Slip-on Coupler with slot Slip-on coupler with slot fits to concealed valves from 2009 brass

- Description: to concealed valves (from 2009)
- Material: brass

Aufsteck-Kupplung mit Schlitz

- Beschreibung: zu Unterputz-Ventile (ab 2009)
- Werkstoff: Messing

GF Code	SP	Weight (kg)	l (mm)	h (mm)	⬡
351 062 026	1	0.015	15	15.5	12.8



Shell cover

- Description: to 5917

Rohbau-Abdeckung

- Beschreibung: zu 5917

GF Code	SP	Weight (kg)	l (mm)	b (mm)	h (mm)
355 566 577	1	0.024	148	191	37



Plastic frame

- Description: to 5917

Einbaukasten

- Beschreibung: zu 5917

GF Code	SP	Weight (kg)	l (mm)	b (mm)	h (mm)
355 566 578	1	0.183	148	191	130

5458

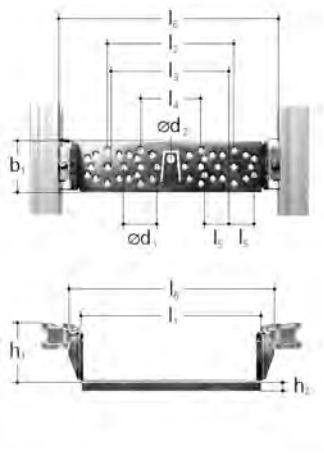

Plate

- Description: to GIS profile
- Material: steel, galvanized

Armaturenplatte

- Beschreibung: zu GIS Profil
- Werkstoff: Stahl, verzinkt

b1 (mm)	d1 (mm)	d2 (mm)	JRG Code	GF Code	SP	Weight (kg)
64	40	10	**5458.000**	**355 566 300**	1	0.410

b1 (mm)	d1 (mm)	d2 (mm)	h1 (mm)	h2 (mm)	l1 (mm)	l2 (mm)	l3 (mm)	l4 (mm)	l5 (mm)	l6 (mm)
64	40	10	71	11	223	153	141	74	30	248

5566

Fixing clip for washbasin

- Description: to GIS Profile
- Material: steel, galvanized

Befestigungs-Clip für Waschtisch

- Beschreibung: zu GIS Profil
- Werkstoff: Stahl, verzinkt

d (mm)	JRG Code	SP	GF Code	Weight (kg)
M10	**5566.439**	2	**355 566 439**	0.219

5459

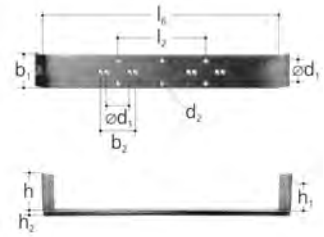

Fittings plate for Duofix washbasin element

- Material: steel, galvanized
- Consisting of: 2 plates, 4 fixing screws

Armaturenplatten für Duofix-Waschtischelement

- Werkstoff: Stahl, verzinkt
- Bestehend aus: 2 Armaturenplatten, 4 Befestigungsschrauben

GN (inch)	DN (mm)	JRG Code	GF Code	SP	Weight (kg)
¾	20	**5459.000**	**355 566 352**	1	1.010

GN (inch)	DN (mm)	b1 (mm)	b2 (mm)	d1 (mm)	d2	h (mm)	h1 (mm)	h2 (mm)	l2 (mm)	l6 (mm)
¾	20	60	60	40	M6	63	45	8	153	420

Filling and drain valves
Füll- und Entleerhähne

6000

Filling and drain valve, PN 10

- Temperature: max. 90°C (water, oil)
- Material: brass
- Connection: male thread
- Consisting of: gland nut, round passage, sealing cap

Füll- und Entleerhahn, PN 10

- Temperatur: max. 90°C (Wasser, Öl)
- Werkstoff: Messing
- Anschluss: Aussengewinde
- Bestehend aus: Stopfbüchse, runder Durchgang, Verschlusskappe

GN (inch)	DN (mm)	JRG Code	GF Code	SP	Weight (kg)	d1 R (inch)	d2 G (inch)	h (mm)	l (mm)	l1 (mm)	l2 (mm)	□
½	15	**6000.240**	**355 635 503**	1	0.450	½	¾	52	77	33	44	11
¾	20	**6000.320**	**355 635 504**	1	0.919	¾	1	65	97	43	54	14

6002



Filling and drain valve, PN 10

- Temperature: max. 90°C (water, oil)
- Material: brass
- Connection: female thread
- Consisting of: gland nut, round passage, sealing cap

Füll- und Entleerhahn, PN 10

- Temperatur: max. 90°C (Wasser, Öl)
- Werkstoff: Messing
- Anschluss: Innengewinde
- Bestehend aus: Stopfbüchse, runder Durchgang, Verschlusskappe

GN (inch)	DN (mm)	JRG Code	GF Code	SP	Weight (kg)
½	15	**6002.240**	**355 635 507**	1	0.413
¾	20	**6002.320**	**355 635 508**	1	0.851

GN (inch)	DN (mm)	d1 Rp (inch)	d2 G (inch)	h (mm)	l (mm)	l1 (mm)	l2 (mm)	z (mm)	□
½	15	½	¾	52	77	33	44	19	11
¾	20	¾	1	65	97	43	54	28	14

6004

Filling and drain valve, PN 10

- Temperature: max. 90°C (water, oil)
- Material: brass
- Connection: female thread
- Consisting of: gland nut, round passage

Füll- und Entleerhahn, PN 10

- Temperatur: max. 90°C (Wasser, Öl)
- Werkstoff: Messing
- Anschluss: Innengewinde
- Bestehend aus: Stopfbüchse, runder Durchgang

GN (inch)	DN (mm)	JRG Code	GF Code	SP	Weight (kg)	d1 Rp (inch)	h (mm)	l (mm)	l1 (mm)	z (mm)	□
½	15	**6004.240**	**355 635 510**	1	0.418	½	52	70	35	21	11
¾	20	**6004.320**	**355 635 511**	1	0.800	¾	65	82	41	26	14

6303

JRG LegioStop Filling valve with back flow preventer, PN 16

- Description: for heating filling
- Temperature: max. 90°C
- Material: gunmetal, stainless steel, EPDM, plastic
- Connection: inlet female thread, outlet with cap

JRG LegioStop Füllventil mit Rückflussverhinderer, PN 16

- Beschreibung: für Heizfüllung
- Temperatur: max. 90°C
- Werkstoff: Rotguss, Chromnickelstahl, EPDM, Kunststoff
- Anschluss: Eingang Innengewinde, Ausgang mit Kappe

d Rp (inch)	GN (inch)	DN (mm)	JRG Code	GF Code	SP	Weight (kg)
½	½	15	**6303.240**	**350 832 210**	1	0.340

d Rp (inch)	GN (inch)	DN (mm)	d1 G (inch)	d2 G (inch)	d3 Rp (inch)	d4 (mm)	h (mm)	l (mm)	l1 (mm)	l2 (mm)	z1 (mm)	z2 (mm)
½	½	15	¾	½	¼	53	72	69	35	34	22	30

6305

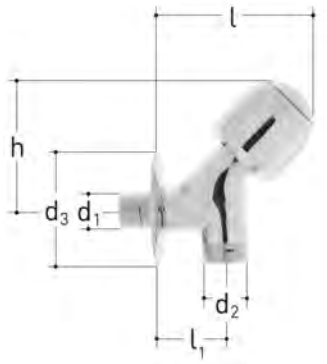

Filling valve, PN 10, chromium plated

- Material: brass, plastic
- Connection: male thread

Füllventil, PN 10, verchromt

- Werkstoff: Messing, Kunststoff
- Anschluss: Aussengewinde

GN (inch)	DN (mm)	JRG Code	GF Code	SP	Weight (kg)	d1 G (inch)	d2 G (inch)	d3 (mm)	h (mm)	l (mm)	l1 (mm)
½	15	**6305.240**	**355 635 543**	1	0.418	½	¾	57	69	87	40

Ball valves
Kugelhähne

6010

Boiler ball valve, PN 16

- Temperature: max. 90°C
- Material: brass
- Connection: male thread
- Consisting of: butterfly handle, sealing cap

Kugel-Kesselhahn, PN 16

- Temperatur: max. 90°C
- Werkstoff: Messing
- Anschluss: Aussengewinde
- Bestehend aus: Flügelgriff, Verschlusskappe

GN (inch)	DN (mm)	JRG Code	GF Code	SP	Weight (kg)	d1 R (inch)	d2 G (inch)	l (mm)	l2 (mm)	z (mm)
½	15	**6010.240**	**355 635 513**	1	0.240	½	¾	58	33	25

6012

Boiler ball valve, PN 16

- Temperature: max. 90°C
- Material: brass
- Connection: female thread
- Consisting of: butterfly handle, sealing cap

Kugel-Kesselhahn, PN 16

- Temperatur: max. 90°C
- Werkstoff: Messing
- Anschluss: Innengewinde
- Bestehend aus: Flügelgriff, Verschlusskappe

GN (inch)	DN (mm)	JRG Code	GF Code	SP	Weight (kg)	d1 Rp (inch)	d2 G (inch)	l (mm)	z1 (mm)	z2 (mm)
½	15	**6012.240**	**355 635 514**	1	0.220	½	¾	63	16	20

6020

Ball valve

- Temperature: max. -20°C / +120°C (water, compressed air, oil, petrol)
- Material: brass nickel-plated / 58 hard chrome-plated, PTFE

Kugelhahn

- Temperatur: max.-20°C/ +120°C (Wasser, Druckluft, Öl, Benzin)
- Werkstoff: Messing vernickelt / 58 hart verchromt, PTFE

GN (inch)	DN (mm)	JRG Code	GF Code	SP	Weight (kg)
¼	8	**6020.080**	**355 635 515**	1	0.151
⅜	10	**6020.160**	**355 635 516**	1	0.170
½	15	**6020.240**	**355 635 517**	1	0.227
¾	20	**6020.320**	**355 635 518**	1	0.370
1	25	**6020.400**	**355 635 519**	1	0.620
1 ¼	32	**6020.480**	**355 635 520**	1	0.874
1 ½	40	**6020.560**	**355 635 521**	1	1.530
2	50	**6020.640**	**355 635 522**	1	2.100
2 ½	65	**6020.720**	**355 635 523**	1	3.750
3	80	**6020.800**	**355 635 524**	1	5.980

table continued on the next page

GN (inch)	DN (mm)	d1 Rp (inch)	h (mm)	l (mm)	l1 (mm)	s (mm)	z (mm)	kv-value (Δp=1 bar) (l/min)	PN (bar)
¼	8	¼	49	50	87	19	14	5.4	64
⅜	10	⅜	49	50	87	22	14	6.0	64
½	15	½	52	61	87	27	16	16.3	64
¾	20	¾	55	69	87	32	18	29.5	40
1	25	1	68	84	132	40	23	43.0	40
1 ¼	32	1 ¼	73	98	132	50	28	89.0	25
1 ½	40	1 ½	97	108	157	55	33	230.0	25
2	50	2	104	128	157	70	38	265.0	25
2 ½	65	2 ½	128	152	205	90	50	540.0	25
3	80	3	139	177	205	105	61	873.0	25

6022

Ball valve, PN 8

- Temperature: max. -20°C / +60°C
- Material: brass nickel-plated / chrome-plated, PTFE
- Pressure: until 500 kPa (5 bar) for natural and liquid gas

Kugelhahn, PN 8

- Temperatur: max. -20°C / +60°C
- Werkstoff: Messing vernickelt / verchromt, PTFE
- Druck: bis 500 kPa (5 bar) für Erd- und Flüssiggas

GN (inch)	DN (mm)	JRG Code	GF Code	SP	Weight (kg)	d1 Rp (inch)	h (mm)	l (mm)	l1 (mm)	s (mm)	z (mm)
⅜	10	**6022.160**	**355 635 580**	1	0.140	⅜	36	47	75	21	12
½	15	**6022.240**	**355 635 581**	1	0.230	½	39	62	75	26	14
¾	20	**6022.320**	**355 635 582**	1	0.385	¾	49	69	95	32	17
1	25	**6022.400**	**355 635 583**	1	0.680	1	56	84	120	40	23
1 ¼	32	**6022.480**	**355 635 584**	1	0.970	1 ¼	66	96	120	49	25
1 ½	40	**6022.560**	**355 635 585**	1	1.345	1 ½	82	106	150	56	30
2	50	**6022.640**	**355 635 586**	1	2.160	2	89	127	150	69	36

6023

Ball valve

- Temperature: max. -20°C / +120°C (water, compressed air, oil, petrol)
- Material: brass nickel-plated / chrome-plated, PTFE

Kugelhahn

- Temperatur: max.-20°C/ +120°C (Wasser, Druckluft, Öl, Benzin)
- Werkstoff: Messing vernickelt / verchromt, PTFE

GN (inch)	DN (mm)	JRG Code	GF Code	SP	Weight (kg)
¼	8	**6023.080**	**355 635 535**	1	0.138
⅜	10	**6023.160**	**355 635 536**	1	0.150
½	15	**6023.240**	**355 635 537**	1	0.320
¾	20	**6023.320**	**355 635 538**	1	0.311
1	25	**6023.400**	**355 635 539**	1	0.590

GN (inch)	DN (mm)	d1 Rp (inch)	h (mm)	l (mm)	l1 (mm)	s (mm)	z (mm)	kv-value (Δp=1 bar) (l/min)	PN (bar)
¼	8	¼	37	50	50	19	14	5.4	64
⅜	10	⅜	37	50	50	22	14	6.0	64
½	15	½	40	61	50	27	16	16.3	64
¾	20	¾	43	69	50	32	18	29.5	40
1	25	1	55	84	68	40	23	43.0	40

6024

Ball valve, PN 5

- Temperature: max. -20°C / +60°C
- Material: brass nickel-plated / chrome-plated, PTFE
- Pressure: until 500 kPa (5 bar) for natural and liquid gas

Kugelhahn für Gas, PN 5

- Temperatur: max. -20°C / +60°C
- Werkstoff: Messing vernickelt / verchromt, PTFE
- Druck: bis 500 kPa (5 bar) für Erd- und Flüssiggas

GN (inch)	DN (mm)	JRG Code	GF Code	SP	Weight (kg)	d1 Rp (inch)	h (mm)	l (mm)	l1 (mm)	s (mm)	z (mm)
½	15	**6024.240**	**355 635 590**	1	0.220	½	40	61	50	27	16
¾	20	**6024.320**	**355 635 591**	1	0.365	¾	56	69	65	32	17
1	25	**6024.400**	**355 635 542**	1	0.550	1	55	84	68	40	23

6050

Ball valve, PN 63

- Temperature: max. 95°C (water, special media on request)
- Material: stainless steel, PTFE
- Connection: female thread

Kugelhahn, PN 63

- Temperatur: max. 95°C (Wasser, spezielle Medien auf Anfrage)
- Werkstoff: NIRO-Stahl, PTFE
- Anschluss: Innengewinde

GN (inch)	DN (mm)	JRG Code	GF Code	SP	Weight (kg)	d1 Rp (inch)	h (mm)	l (mm)	l1 (mm)	s (mm)	z (mm)
¼	8	**6050.080**	**355 645 001**	1	0.227	¼	56	49	108	22	15
⅜	10	**6050.160**	**355 645 002**	1	0.213	⅜	56	49	108	22	15
½	15	**6050.240**	**355 645 003**	1	0.266	½	59	58	108	25	16
¾	20	**6050.320**	**355 645 004**	1	0.370	¾	62	65	108	32	18
1	25	**6050.400**	**355 645 005**	1	0.608	1	68	77	130	39	23
1 ¼	32	**6050.480**	**355 645 006**	1	0.918	1 ¼	88	90	130	47	27
1 ½	40	**6050.560**	**355 645 007**	1	1.538	1 ½	100	98	152	55	32
2	50	**6050.640**	**355 645 008**	1	2.504	2	108	120	182	68	40
2 ½	65	**6050.720**	**355 645 009**	1	4.818	2 ½	125	145	220	84	46
3	80	**6050.800**	**355 645 010**	1	7.820	3	136	162	250	99	51

Spare parts
Ersatzteile

6007

Sealing cap

- Description: to 6000 - 6012
- Material: brass

Verschlusskappe

- Beschreibung: zu 6000 - 6012
- Werkstoff: Messing

Size (inch)	DN (mm)	PN (bar)	GN (inch)	JRG Code	GF Code	SP	Weight (kg)	d2 G (inch)
½	15	16	½	**6007.240**	**350 831 702**	1	0.047	¾
¾	20	16	¾	**6007.320**	**350 831 703**	1	0.064	1
1	25	16	1	**6007.400**	**350 831 704**	1	0.132	1 ¼

Solenoid valves
Magnetventile

6400

DANFOSS Solenoid valve, PN 10

- Material: brass, EPDM
- Connection: female thread
- Consisting of: plug, servo-controlled, 230 V coil, unplugged, fast-close
- Note: Minimum back pressure must be observed (approx. 0.5 bar)

DANFOSS Magnetventil, PN 10

- Werkstoff: Messing, EPDM
- Anschluss: Innengewinde
- Bestehend aus: Stecker, servogesteuert, Spule 230 V, stromlos geschlossen, schnell schliessend
- Hinweis: Minimaler Gegendruck ist zu beachten (ca. 0.5 bar)

GN (inch)	DN (mm)	JRG Code	GF Code	SP	Weight (kg)
¼	8	**6400.080**	**355 631 901**	1	0.300
⅜	10	**6400.160**	**355 631 902**	1	0.400

GN (inch)	DN (mm)	b (mm)	d1 Rp (inch)	h (mm)	h1 (mm)	l (mm)	l1 (mm)	Type
¼	8	36	¼	70	13	52	44	EV220 B6
⅜	10	36	⅜	70	13	52	44	EV220 B6

6405

DANFOSS Solenoid valve, PN 10

- Material: brass, EPDM
- Connection: female thread
- Consisting of: plug, servo-controlled, 230 V coil, unplugged, fast-close
- Note: Minimum back pressure must be observed (approx. 0.5 bar)

DANFOSS Magnetventil

- Werkstoff: Messing, EPDM
- Anschluss: Innengewinde
- Bestehend aus: Stecker, servogesteuert, Spule 230 V, stromlos geschlossen, schnell schliessend
- Hinweis: Minimaler Gegendruck ist zu beachten (ca. 0.5 bar)

GN (inch)	DN (mm)	JRG Code	GF Code	SP	Weight (kg)
⅜	10	**6405.160**	**355 631 903**	1	0.400
½	15	**6405.240**	**355 631 904**	1	0.515

GN (inch)	DN (mm)	b (mm)	d1 Rp (inch)	h (mm)	h1 (mm)	l (mm)	l1 (mm)	Type
⅜	10	40	⅜	71	13	52	49	EV220 B10
½	15	40	½	71	13	52	49	EV220 B10

6410

DANFOSS Solenoid valve, PN 10

- Material: brass, EPDM
- Connection: female thread
- Consisting of: plug, servo-controlled, 230 V coil, unplugged, pilot filter, slow-close
- Note: Minimum back pressure must be observed (approx. 0.5 bar)

DANFOSS Magnetventil, PN 10

- Werkstoff: Messing, EPDM
- Anschluss: Innengewinde
- Bestehend aus: Stecker, servogesteuert, Spule 230 V, stromlos geschlossen, Pilotfilter, stromlos geschlossen,langsam schliessend
- Hinweis: Minimaler Gegendruck ist zu beachten (ca. 0.5 bar)

GN (inch)	DN (mm)	JRG Code	GF Code	SP	Weight (kg)
½	15	**6410.240**	**355 631 905**	1	0.935
¾	20	**6410.320**	**355 631 906**	1	1.124
1	25	**6410.400**	**355 631 907**	1	1.570
1 ¼	32	**6410.480**	**355 631 908**	1	2.258
1 ½	40	**6410.560**	**355 631 909**	1	3.200
2	50	**6410.640**	**355 631 910**	1	5.124

GN (inch)	DN (mm)	d1 Rp (inch)	h (mm)	h1 (mm)	l (mm)	l1 (mm)	b (mm)	Type
½	15	½	94	15	52	80	52	EV220 B15
¾	20	¾	98	18	52	90	58	EV220 B20
1	25	1	108	22	52	109	70	EV220 B25
1 ¼	32	1 ¼	115	27	52	120	82	EV220 B32
1 ½	40	1 ½	124	32	52	130	95	EV220 B40
2	50	2	130	37	52	162	113	EV220 B50

Hose taps and drain cocks
Auslaufventile und Entleerventile
Hose taps
Auslaufventile

7015

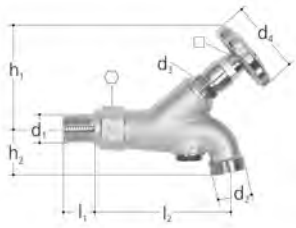

Hose tap, PN 16

- Material: gunmetal, stainless steel, EPDM, metal
- Consisting of: integrated aerator, hand wheel

*chromium-plated

Auslaufventil, PN 16

- Werkstoff: Rotguss, Chromnickelstahl, EPDM, Metall
- Bestehend aus: integriertem Rohrbelüfter, Handrad

*verchromt

	GN (inch)	DN (mm)	JRG Code	GF Code	SP	Weight (kg)
	½	15	**7015.240**	**355 624 418**	1	0.560
	¾	20	**7015.320**	**355 624 433**	1	0.001
*	½	15	**7015.241**	**355 624 422**	1	0.560
*	¾	20	**7015.321**	**355 624 437**	1	0.600

table continued on the next page

	GN (inch)	DN (mm)	d1 R (inch)	d2 G (inch)	d3 G (inch)	d4 (mm)	h1 (mm)	h2 (mm)	l1 (mm)	l2 (mm)	⬡	□ (mm)
	½	15	½	¾	½	50	71	36	22	94	28	6
	¾	20	¾	1	½	50	71	39	25	93	28	6
*	½	15	½	¾	½	50	71	36	25	93	28	6
*	¾	20	¾	1	½	50	71	39	22	94	28	6

7016

Hose tap, PN 16

- Material: gunmetal, stainless steel, EPDM, metal
- Consisting of: integrated aerator, locking handle

*chromium-plated

Auslaufventil, PN 16

- Werkstoff: Rotguss, Chromnickelstahl, EPDM, Metall
- Bestehend aus: integriertem Rohrbelüfter, Knebelgriff

*verchromt

	GN (inch)	DN (mm)	JRG Code	GF Code	SP	Weight (kg)
	½	15	**7016.240**	**355 624 419**	1	0.525
	¾	20	**7016.320**	**355 624 434**	1	0.001
*	½	15	**7016.241**	**355 624 423**	1	0.540
*	¾	20	**7016.321**	**355 624 438**	1	0.565

	GN (inch)	DN (mm)	d1 R (inch)	d2 G (inch)	d3 G (inch)	d4 (mm)	h1 (mm)	h2 (mm)	l1 (mm)	l2 (mm)	⬡	□ (mm)
	½	15	½	¾	½	45	76	36	22	94	28	6
	¾	20	¾	1	½	45	76	39	25	93	28	6
*	½	15	½	¾	½	45	76	36	22	94	28	6
*	¾	20	¾	1	½	45	76	39	25	93	28	6

5340

Upper part with hand wheel

- Material: gunmetal, brass, EPDM, metal

*chromium-plated

Oberteil mit Handrad

- Werkstoff: Rotguss, Messing, EPDM, Metall

*verchromt

	GN (inch)	DN (mm)	JRG Code	GF Code	SP	Weight (kg)	d2 G (inch)	d4 (mm)	□
	½	15	**5340.240**	**350 789 612**	1	0.120	½	50	6
*	½	15	**5340.241**	**350 789 615**	1	0.140	½	15	6

5341

Upper part with locking handle

- Material: gunmetal, brass, EPDM
*chromium-plated

Oberteil mit Knebelgriff

- Werkstoff: Rotguss, Messing, EPDM
*verchromt

	GN (inch)	DN (mm)	JRG Code	GF Code	SP	Weight (kg)	d2 G (inch)	□
	½	15	**5341.240**	**355 618 911**	1	0.130	½	6
*	½	15	**5341.241**	**355 618 912**	1	0.130	½	6

8700

Hose coupling

- Material: brass
*chromium-plated

Schlauchverschraubung

- Werkstoff: Messing
*verchromt

	d (mm)	GN (inch)	JRG Code	GF Code	SP	Weight (kg)	d1 G (inch)	d2 (mm)	l1 (mm)	l2 (mm)
	10	½	**8700.240**	**350 211 001**	1	0.050	½	11	37	8
	13	½	**8700.241**	**350 590 801**	1	0.060	½	14	37	8
	13	¾	**8700.322**	**350 211 101**	1	0.090	¾	14	40	8
	16	¾	**8700.324**	**350 211 201**	1	0.100	¾	17	45	8
	19	¾	**8700.326**	**355 635 601**	1	0.100	¾	20	45	8
	16	1	**8700.402**	**350 239 301**	1	0.150	1	17	45	9
	19	1	**8700.404**	**350 211 301**	1	0.130	1	20	49	9
	22	1	**8700.406**	**355 635 603**	1	0.140	1	23	51	9
*	16	¾	**8700.325**	**350 211 202**	1	0.090	¾	17	45	8

8702

Hose coupling

- Material: brass

Schlauchverschraubung

- Werkstoff: Messing

d (mm)	GN (inch)	JRG Code	GF Code	SP	Weight (kg)	d1 G (inch)	d2 (mm)	l (mm)
10	½	**8702.240**	**350 461 401**	1	0.040	½	11	43
13	½	**8702.241**	**350 461 409**	1	0.050	½	14	45
13	¾	**8702.322**	**350 461 402**	1	0.060	¾	14	47
16	¾	**8702.324**	**350 461 403**	1	0.070	¾	17	53
19	¾	**8702.326**	**355 635 605**	1	0.080	¾	20	55
16	1	**8702.402**	**350 461 406**	1	0.080	1	17	54
19	1	**8702.404**	**350 461 404**	1	0.110	1	20	58
22	1	**8702.406**	**355 635 606**	1	0.120	1	23	60
19	1 ¼	**8702.481**	**350 461 407**	1	0.001	1 ¼	20	65
22	1 ¼	**8702.482**	**350 461 408**	1	0.001	1 ¼	23	68
25	1 ¼	**8702.483**	**350 461 405**	1	0.210	1 ¼	25	68

8500

Hand wheel

- Material: metal
*chromium-plated

Handrad

- Werkstoff: Metall
*verchromt

	d (mm)	JRG Code	GF Code	Weight (kg)	□ (mm)
	53	**8500.162**	**351 180 090**	0.080	6
*	53	**8500.160**	**351 180 089**	0.080	6

8500

Locking handle

- Material: metal
*chromium-plated

Knebelgriff

- Werkstoff: Metall
*verchromt

	l (mm)	JRG Code	GF Code	Weight (kg)	□
	45	**8500.172**	**351 180 092**	0.036	6
*	45	**8500.170**	**351 180 091**	0.036	6

8510

Socket spanner

- Material: brass
**as long as stock last
*chromium-plated

Steckschlüssel

- Werkstoff: Messing
**solange Vorrat
*verchromt

	JRG Code	GF Code	SP	Weight (kg)	□
**	**8510.005**	**350 907 401**	1	0.015	5
	8510.006	**350 906 101**	1	0.020	6
*	**8510.105**	**350 907 402**	1	0.015	5
*	**8510.106**	**350 906 102**	1	0.024	6
*	**8510.107**	**350 906 202**	1	0.040	7
*	**8510.108**	**350 932 202**	1	0.050	8

Garden valves antifrost
Gartenventile antifrost

7040

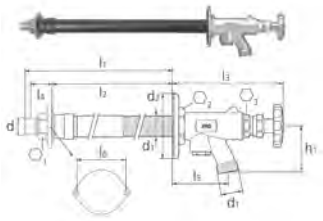

Garden valve antifrost, PN 16, chromium-plated

- Temperature: max. 90°C
- Material: gunmetal, stainless steel, EPDM, plastic
- Consisting of: integrated aerator, back flow preventer, hand wheel

Gartenventil antifrost, PN 16, verchromt

- Temperatur: max. 90°C
- Werkstoff: Rotguss, Chromnickelstahl, EPDM, Kunststoff
- Bestehend aus: integriertem Rohrbelüfter, Rückflussverhinderer, Handrad

GN (inch)	DN (mm)	JRG Code	GF Code	SP	Weight (kg)
½	15	**7040.300**	**355 640 000**	1	2.020
½	15	**7040.500**	**355 640 001**	1	2.500
½	15	**7040.750**	**355 640 002**	1	3.253

GN (inch)	DN (mm)	d R (inch)	d1 G (inch)	d2 (mm)	d3 (mm)	d4 (mm)	h1 (mm)	l1 (mm)	l2 (mm)	l3 (mm)	l4 (mm)	l5 (mm)	l6 (mm)	⬡1
½	15	½	¾	80	53	5.3	56	155 - 335	120 - 298	135	35	70	60	30
½	15	½	¾	80	53	5.3	56	255 - 535	220 - 498	135	35	70	60	30
½	15	½	¾	80	53	5.3	56	510 - 785	475 - 750	135	35	70	60	30

GN (inch)	DN (mm)	⬡2	⬡3	Length of shaft (mm)
½	15	41	25	300
½	15	41	25	500
½	15	41	25	750

7045

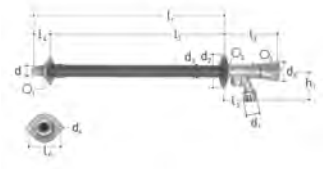

Garden valve antifrost, PN 16, chromium-plated

- Temperature: max. 90°C
- Material: gunmetal, brass, EPDM
- Consisting of: integrated aerator, back flow preventer, operating handle

Gartenventil antifrost, PN 16, verchromt

- Temperatur: max. 90°C
- Werkstoff: Rotguss, Messing, EPDM
- Bestehend aus: integriertem Rohrbelüfter, Rückflussverhinderer, Handbetätigung

GN (inch)	DN (mm)	d R (inch)	JRG Code	GF Code	Weight (kg)
½ - 415	15	½	**7045.240**	**355 640 005**	2.230
½ - 535	15	½	**7045.241**	**355 640 014**	2.300
¾ - 415	20	¾	**7045.320**	**355 640 013**	2.300

GN (inch)	d1 G (inch)	d2 (mm)	d3 G (inch)	d4 (mm)	d5 (mm)	h1 (mm)	l1 (mm)	l2 (mm)	l3 (mm)	l4 (mm)	l5 (mm)	l6 (mm)	⬡1
½ - 415	¾	80	¾	5.3	48	56	185 - 450	150 - 415	132	35	65	60	30
½ - 535	¾	80	¾	5.3	48	56	305 - 570	270 - 535	132	35	65	60	30
¾ - 415	1	80	¾	5.3	48	71	193 - 458	150 - 415	132	43	68	60	30

GN (inch)	⬡2	⬡3
½ - 415	41	19
½ - 535	41	19
¾ - 415	41	19

7045

Garden valve antifrost extension set

Gartenventil antifrost Verlängerungsset

d1 G (inch)	JRG Code	GF Code	SP	Weight (kg)
¾	**7045.001**	**355 640 025**	1	0.395

d1 G (inch)	d2 Rp (inch)	d3 (mm)	l1 (mm)	l2 (mm)	l3 (mm)	l4 (mm)	l5 (mm)	⬡1	⬡2
¾	¾	10	145	30 - 120	16	163	15	30	2.5

7045

Garden valve Test cap, chromium-plated Garden valve Test cap brass chromium-plated

Gartenventil Prüfkappe, verchromt

Size (inch)	DN (mm)	PN (bar)	d1 Rp (inch)	JRG Code	GF Code	SP	Weight (kg)	d2 (mm)	d3 (mm)	l1 (mm)	l2 (mm)
¾	20	16	¾	**7045.015**	**355 640 715**	1	0.280	32	5	86	18

7049



Garden valve antifrost installation and fixation rail

- Material: steel, galvanized

Gartenventil antifrost Montage- und Befestigungsset

- Werkstoff: Stahl, verzinkt

d (mm)	JRG Code	GF Code	SP	Weight (kg)	h1 (mm)	h2 (mm)	h3 (mm)	l1 (mm)
29	**7049.100**	**355 641 801**	1	0.621	72	13	50	315

7045

Garden valve parts, chromium-plated

Sichtteile zu Gartenventil antifrost 7045, verchromt

d1 G (inch)	JRG Code	GF Code	SP	Weight (kg)	d2 (mm)	d3 G (inch)	□
¾	**7045.012**	**355 640 033**	1	0.750	10	¾	6

7045

Garden valve operating handle, chromium-plated

Bedienungsgriff zu Gartenventil antifrost 7045, verchromt

d (mm)	JRG Code	GF Code	SP	Weight (kg)	l (mm)	□
48	**7045.014**	**355 640 032**	1	0.113	47	6

7045

Garden valve stem

Ventilspindel zu Gartenventil antifrost 7045

d (mm)	JRG Code	GF Code	SP	Weight (kg)	l (mm)
10	**7045.010**	**355 640 031**	1	0.264	415
10	**7045.011**	**355 640 030**	1	0.420	535

Valve body

- Description: to 7040

Ventilkörper

- Beschreibung: zu 7040

d (inch)	GF Code	SP	Weight (kg)
¾	**355 640 402**	1	0.220

Gasket

- Description: to 7040, 7045

Dichtung

- Beschreibung: zu 7040, 7045

GF Code	SP	Weight (kg)	d1 (mm)	d2 (mm)
355 641 503	1	0.016	28	70

Spare Parts for 7040
Ersatzteile für 7040

Ersatzteile für/Piéces de rechange pour/Pezzi di ricambio per 7040

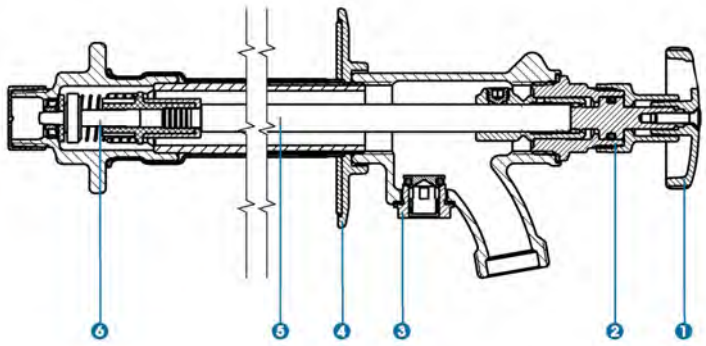

1. Handrad mit Schraube/Volant avec vis/Volantino con vite
2. Oberteil mit Handrad/Chapeau avec volant/Parte superiore con impugnatura d'azionamento
3. Rohrbelüfter/Dispositif ant-retour/Dispositivo antisifonaggio
4. Rosette/Rosace/Rosetta
5. Spindel komplett/Tige complète/Stelo
6. Ersatzteilset/Set de piéces de rechange/Set pezzo di ricambio

+GF+

Hand wheel with screw, chromium-plated

(1) Handrad mit Schraube, verchromt

GN (inch)	d (mm)	h (mm)	□ (mm)	JRG Code	GF Code
½	53	18	6	**8500.160**	**351 180 089**

Upper part with hand wheel, chromium-plated

(2) Oberteil mit Handrad, verchromt

GN (inch)	d1 G (inch)	JRG Code	GF Code	d2 (mm)
½	¾	**7040.010**	**355 640 302**	53

Air gap back flow preventer to 7015, 7016, 7040, chromium-plated

(3) Rohrbelüfter, verchromt

Description	GF Code
Contains: screw, O-Ring, regulation valve insert, seal	**355 618 502**

Escutchon, chromium-plated

(4) Rosette, verchromt

GN (inch)	d (mm)	GF Code
¾	80	**355 641 602**

(5) Spindle complete

(5) Spindel komplett

GN (inch)	Length of shaft (mm)	d (mm)	l (mm)	GF Code
½	300	10	394	**355 640 901**
½	500	10	594	**355 641 001**
½	750	10	849	**355 641 010**

(6) Spare part kit

- Consisting of: valve cone, spring, o-ring

(6) Ersatzteilset

- Bestehend aus: Ventilkegel, Feder, O-Ring

GF Code
355 640 910

Drain cocks
Entleerventile

7301

JRG LegioStop Drain cock, PN 16

- Temperature: max. 90°C
- Material: brass
- Connection: male thread

* to 5120

JRG LegioStop Entleerventil , PN 16

- Temperatur: max. 90°C
- Werkstoff: Messing
- Anschluss: Aussengewinde

* zu 5120

	GN (inch)	DN (mm)	JRG Code	GF Code	SP	Weight (kg)
	¼	8	**7301.080**	**350 896 020**	10	0.053
	⅜	10	**7301.160**	**350 896 024**	10	0.053
*	⅜	10	**7301.302**	**350 896 025**	10	0.043

	GN (inch)	DN (mm)	d1 R (inch)	d2 (mm)	d3 (mm)	h (mm)	l (mm)	l1 (mm)	l2 (mm)
	¼	8	¼	30	14	45	46	25	38
	⅜	10	⅜	30	14	45	59	38	50
*	⅜	10	⅜	30	14	45	67	46	58

7307

Drain cock, PN 16

- Temperature: max. 90°C
- Material: gunmetal
- Consisting of: locking handle

Entleerventil, PN 16

- Temperatur: max. 90°C
- Werkstoff: Rotguss
- Bestehend aus: Knebelgriff

GN (inch)	DN (mm)	JRG Code	GF Code	SP	Weight (kg)	d1 R (inch)	d2 G (inch)	h (mm)	h1 (mm)	l (mm)	l1 (mm)
¼	8	**7307.080**	**355 635 551**	1	0.193	¼	⅜	69	19	47	42
⅜	10	**7307.160**	**355 635 552**	1	0.210	⅜	⅜	69	19	47	42
½	15	**7307.240**	**355 635 553**	1	0.360	½	½	75	35	74	45

7308

Drain cock, PN 16

- Temperature: max. 90°C
- Material: gunmetal
- Consisting of: locking handle

Entleerventil, PN 16

- Temperatur: max. 90°C
- Werkstoff: Rotguss
- Bestehend aus: Knebelgriff

GN (inch)	DN (mm)	JRG Code	GF Code	SP	Weight (kg)	d1 R (inch)	d2 G (inch)	h (mm)	l (mm)	l1 (mm)
¼	8	**7308.080**	**355 635 554**	1	0.190	¼	⅜	69	52	42
⅜	10	**7308.160**	**355 635 555**	1	0.205	⅜	⅜	69	55	42
½	15	**7308.240**	**355 635 556**	1	0.250	½	½	75	72	45

7305

Drain cock extension

- Material: gunmetal

Entleerventil Verlängerung

- Werkstoff: Rotguss

GN (inch)	DN (mm)	JRG Code	GF Code	SP	Weight (kg)	d1 R (inch)	d2 Rp (inch)	l (mm)	l1 (mm)	s (mm)
¼	8	**7305.080**	**355 633 001**	5	0.055	¼	¼	35	46	16

Sampling valves
Probeentnahmeventile

7306

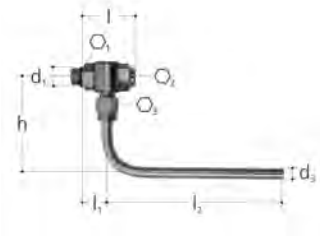

Sampling valve, PN 16

- Description: for microbiological water analysis
- Temperature: max. 90°C
- Material: gunmetal, stainless steel, EPDM
- Connection: male thread

Probenahmeventil, PN 16

- Beschreibung: für mikrobiologische Wasseranalysen
- Temperatur: max. 90°C
- Werkstoff: Rotguss, Chromnickelstahl, EPDM
- Anschluss: Aussengewinde

GN (inch)	DN (mm)	JRG Code	GF Code	SP	Weight (kg)
¼	8	**7306.080**	**351 110 365**	1	0.190
⅜	10	**7306.160**	**351 110 500**	1	0.190

GN (inch)	DN (mm)	d1 R (inch)	d3 (mm)	h (mm)	l (mm)	l1 (mm)	l2 (mm)	⬡1	⬡3	⬡2
¼	8	¼	8	65	35	16	125	20	14	5
⅜	10	⅜	8	65	35	16	125	20	14	5

7306

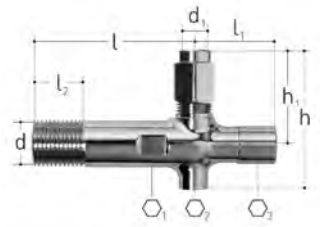

Angle valve, chromium-plated

- Connection: male thread

Probenahme-Eckventil, verchromt

- Anschluss: Aussengewinde

d G (inch)	JRG Code	GF Code	SP	Weight (kg)
½	**7306.240**	**350 218 401**	1	0.300

d G (inch)	d1	h (mm)	h1 (mm)	l (mm)	l1 (mm)	l2 (mm)	⬡1	⬡2	⬡3
½	3/8 CU 10	62	42	70	35	20	19	4	4

Sampling valve, spare part set

Probeentnahmeventil, Ersatzteilset

GF Code	SP	Weight (kg)
351 110 504	1	0.037

7306

Flammable sampling pipe

- Description: to 7306.240

Probenahmerohr, abflammbar

- Beschreibung: zu 1380.320

d (mm)	JRG Code	GF Code	SP	Weight (kg)
8	**7306.261**	**350 218 429**	1	0.030

Shut-off valves
Absperrarmaturen

8250

Angle shut-off valve

- Material: brass
- Connection: clamp screw connection

Eckabsperrventil

- Werkstoff: Messing
- Anschluss: Klemmverschraubung

GN (inch)	DN (mm)	JRG Code	GF Code	SP	Weight (kg)
⅜	10	**8250.160**	**350 599 001**	1	0.213
½	15	**8250.240**	**350 598 401**	1	0.210

GN (inch)	DN (mm)	d R (inch)	d1	h (mm)	l (mm)	l1 (mm)	l2 (mm)	z (mm)	⬡
⅜	10	⅜	Cu 10	45	86	36 - 44	20	30.5	19
½	15	½	Cu 10	45	86	36 - 44	25	25.5	19

8260

Shut-off and filling valve

- Material: brass
- Connection: clamp screw connection

Absperr- und Füllventil

- Werkstoff: Messing
- Anschluss: Klemmverschraubung

GN (inch)	DN (mm)	JRG Code	GF Code	Weight (kg)
⅜	10	**8260.160**	**350 598 503**	0.445
½	15	**8260.240**	**350 598 501**	0.365

table continued on the next page



GN (inch)	DN (mm)	d R (inch)	d1	d2 G (inch)	h (mm)	l (mm)	l1 (mm)	l2 (mm)	z (mm)	⬡
⅜	10	⅜	Cu 10	¾	65	86	36 - 44	20	31	19
½	15	½	Cu 10	¾	65	86	36 - 44	25	26	19

Corner valves
Eckventile

8218

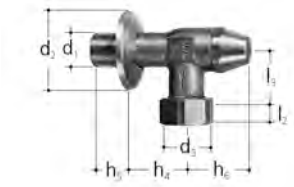

Corner valve, PN 10

- Description: to 2112 / 2210, 2142 / 2240
- Material: gunmetal, stainless steel
- Connection: inlet male thread, outlet union nut

Eckventil, PN 10

- Beschreibung: zu 2112 / 2210, 2142 / 2240
- Werkstoff: Rotguss, Chromickelstahl
- Anschluss: Eingang Aussengewinde, Ausgang Überwurfmutter

GN (inch)	DN (mm)	JRG Code	GF Code	SP	Weight (kg)
½	15	**8218.240**	**350 877 801**	1	0.350
¾	20	**8218.320**	**350 877 901**	1	0.510

GN (inch)	DN (mm)	d1 R (inch)	d2 (mm)	d3 G (inch)	h4 (mm)	h5 (mm)	h6 (mm)	l2 (mm)	l3 (mm)
½	15	½	55	¾	45	25	44	6	35
¾	20	¾	60	1	45	25	48	7	45

8218

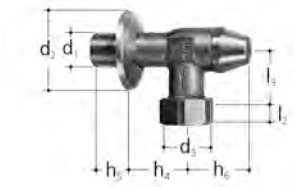

Corner valve, PN 10, chromium-plated

- Description: to 2112 / 2210, 2142 / 2240
- Material: gunmetal, stainless steel
- Connection: inlet male thread, outlet union nut

Eckventil, PN 10, verchromt

- Beschreibung: zu 2112 / 2210, 2142 / 2240
- Werkstoff: Rotguss, Chromickelstahl
- Anschluss: Eingang Aussengewinde, Ausgang Überwurfmutter

GN (inch)	DN (mm)	JRG Code	GF Code	SP	Weight (kg)
½	15	**8218.241**	**350 877 802**	1	0.380

GN (inch)	DN (mm)	d1 R (inch)	d2 (mm)	d3 G (inch)	d4 (mm)	d5 (mm)	h6 (mm)	l2 (mm)	l3 (mm)
½	15	½	55	¾	45	25	44	6	35

8308

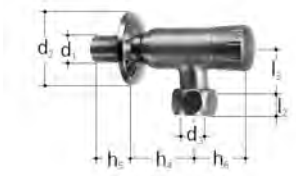

Corner valve, PN 10

- Description: to 3000, 3100
- Temperature: max. 100°C
- Material: stainless steel, brass
- Connection: inlet male thread, outlet union nut

Eckventil, PN 10

- Beschreibung: zu 3000, 3100
- Temperatur: max. 100°C
- Werkstoff: Edelstahl, Messing
- Anschluss: Eingang Aussengewinde, Ausgang Überwurfmutter

GN (inch)	DN (mm)	JRG Code	GF Code	SP	Weight (kg)
½	15	**8308.240**	**350 218 301**	1	0.460

GN (inch)	DN (mm)	d1 R (inch)	d2 (mm)	d3 G (inch)	h4 (mm)	h5 (mm)	h6 (mm)	l2 (mm)	l3 (mm)
½	15	½	55	¾	44	30	44	12.5	37.5

8308

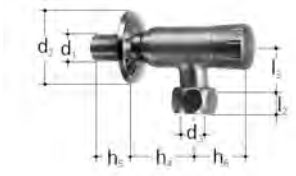

Corner valve, PN 10, chromium-plated

- Description: to 3000, 3100
- Temperature: max. 100°C
- Material: stainless steel, brass
- Connection: inlet male thread, outlet union nut

Eckventil, PN 10, verchromt

- Beschreibung: zu 3000, 3100
- Temperatur: max. 100°C
- Werkstoff: Edelstahl, Messing
- Anschluss: Eingang Aussengewinde, Ausgang Überwurfmutter

GN (inch)	DN (mm)	JRG Code	GF Code	SP	Weight (kg)
½	15	**8308.241**	**350 218 302**	1	0.510

GN (inch)	DN (mm)	d1 R (inch)	d2 (mm)	d3 G (inch)	h4 (mm)	h5 (mm)	h6 (mm)	l2 (mm)	l3 (mm)
½	15	½	55	¾	44	30	44	13	38

8347

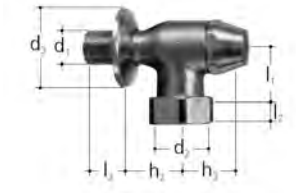

Corner valve, PN 10

- Material: gunmetal
- Connection: inlet male thread, outlet loose nut

Eckventil, PN 10

- Werkstoff: Rotguss
- Anschluss: Eingang Aussengewinde, Ausgang lose Mutter

GN (inch)	DN (mm)	JRG Code	GF Code	SP	Weight (kg)
½	15	**8347.240**	**350 759 901**	1	0.480

GN (inch)	DN (mm)	d1 R (inch)	d2 G (inch)	d3 (mm)	h2 (mm)	h3 (mm)	l1 (mm)	l2 (mm)	l3 (mm)
½	15	½	1 ⅛	65	35	48	40	8	25

Accessories in general
Zubehör

8130

Silicon grease for O-ring

- Description: to push-in connection sudoFIT

Silikonfett für O-Ring

- Beschreibung: zu Steckverbindung sudoFIT

JRG Code	GF Code	SP	Weight (kg)
8130.090	**351 060 650**	1	0.010

8201

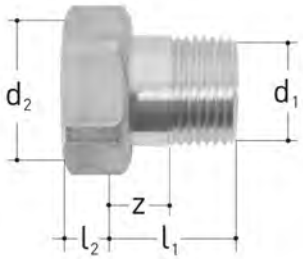

Union

- Description: to 1300-1333, 1350-1363, 2100-2110, 2113, 2130-2140, 2143, 8201.402, 9601.040, 9603.040, 9606.040, 9695.480
- Material: brass
- Connection: male thread

Verschraubung

- Beschreibung: zu 1300-1333, 1350-1363, 2100-2110, 2113, 2130-2140, 2143, 8201.402, 9601.040, 9603.040, 9606.040, 9695.480
- Werkstoff: Messing
- Anschluss: Aussengewinde

GN (inch)	DN (mm)	JRG Code	GF Code	SP	Weight (kg)	d1 R (inch)	d2 G (inch)	l1 (mm)	l2 (mm)	z (mm)
⅜	10	**8201.160**	**350 331 601**	1	0.060	⅜	¾	24	6	12
½	15	**8201.240**	**350 331 701**	1	0.060	½	¾	25	6	12
¾	20	**8201.320**	**350 331 801**	1	0.100	¾	1	29	7	13
1	25	**8201.400**	**350 331 901**	1	0.180	1	1 ¼	34	8	15
1	25	**8201.402**	**351 101 500**	1	0.310	1	1 ½	40	10	21
1 ¼	32	**8201.480**	**350 332 001**	1	0.290	1 ¼	1 ½	38	9	18
1 ½	40	**8201.560**	**350 332 101**	1	0.360	1 ½	1 ¾	39	10	18
2	50	**8201.640**	**350 332 201**	1	0.620	2	2 ⅜	47	11	21
2 ½	65	**8201.720**	**350 330 901**	1	1.350	2 ½	3	56	15	28

8230

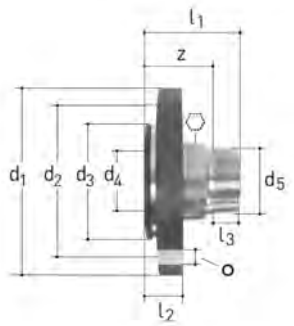

Flange adapter set Flange adapter set gunmetal

- Material: gunmetal, steel, EPDM, plastic

Flanschübergang Set

- Werkstoff: Rotguss, Stahl, EPDM

Size (inch)	DN (mm)	PN (bar)	GN (inch)	JRG Code	GF Code	Weight (kg)
1	25	16	1	**8230.025**	**350 331 925**	0.800
1 ¼	32	16	1 ¼	**8230.032**	**350 332 032**	1.120
1 ½	40	16	1 ½	**8230.040**	**350 332 140**	1.440
2	50	16	2	**8230.050**	**350 332 250**	2.220
2 ½	65	16	2 ½	**8230.065**	**350 332 365**	3.080
3	80	16	3	**8230.080**	**350 332 480**	3.630

table continued on the next page

d1 (mm)	d2 (mm)	d3 (mm)	d4 (mm)	d5 R (inch)	l1 (mm)	l2 (mm)	l3 (mm)	z (mm)	○	⬡
115	85	68	25	1	66	24	17	49	4x14	32
140	100	78	37	1 ¼	71	25	19	52	4x18	40
150	110	88	43	1 ½	74	27	19	55	4x18	50
165	125	102	55	2	80	31	24	56	4x18	65
185	145	122	66	2 ½	85	32	27	58	4x18	80
200	160	138	81	3	91	32	30	62	8x18	95

8231

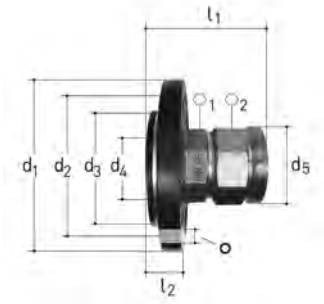

Flange adapter set Flange adapter set gunmetal

- Material: gunmetal, steel, EPDM, plastic
- Connection: male thread

Flanschübergang Set

- Werkstoff: Rotguss, Stahl, EPDM
- Anschluss: Aussengewinde

Size (inch)	DN (mm)	PN (bar)	JRG Code	GF Code	SP	Weight (kg)
2 ½	65	16	**8231.065**	**350 332 465**	1	4.540

d1 (mm)	d2 (mm)	d3 (mm)	d4 (mm)	d5 G (inch)	l1 (mm)	l2 (mm)	○	⬡1	⬡2
185	145	122	66	3	115	32	4x18	80	85

8232

Flange adapter set Flange adapter set gunmetal

- Material: gunmetal, steel, EPDM, plastic
- Consisting of: loose nut

Flanschübergang Set

- Werkstoff: Rotguss, Stahl, EPDM
- Bestehend aus: loser Mutter

Size (inch)	DN (mm)	PN (bar)	JRG Code	GF Code	SP	Weight (kg)
2 ½	65	16	**8232.065**	**350 332 565**	1	4.520

d1 (mm)	d2 (mm)	d3 (mm)	d4 (mm)	d5 G (inch)	l1 (mm)	l2 (mm)	z (mm)	○	⬡1	⬡2	⬡3
185	145	122	66	3	154	32	140	4x18	80	85	98

8270

Clamp screw connection

- Material: brass

* as long as stock last

Klemmverschraubung

- Werkstoff: Messing

* solange Vorrat

d1 (mm)	JRG Code	GF Code	SP	Weight (kg)	d1	d2 G (inch)	l (mm)	l1 (mm)	⬡
10	**8270.164**	**350 598 601**	10	0.042	Cu 10	⅜	29	22	19
12	**8270.165**	**350 598 602**	10	0.040	Cu 12	⅜	29	22	19
10	**8270.240**	**350 598 603**	10	0.076	Cu 10	½	29	22	24
12	**8270.241**	**350 598 604**	10	0.100	Cu 12	½	29	22	24

8275

Double clamp screw connection

- Material: brass

* as long as stock last

Doppel-Klemmverschraubung

- Werkstoff: Messing

* solange Vorrat

d (mm)	JRG Code	GF Code	SP	Weight (kg)	d1 (mm)	d2 G (inch)	l (mm)	l1 (mm)	⬡1	⬡2
10	**8275.100**	**350 598 701**	5	0.070	10	⅜	50	25	19	17
10	**8275.120**	**350 598 702**	5	0.070	12	⅜	50	25	19	17
12	**8275.144**	**350 598 703**	5	0.045	12	⅜	50	25	19	17

8333

Union

- Description: to 1611, 1631, 2191, 3600, 5211, 5281, 6320, 6325
- Material: gunmetal
- Connection: female thread

* as long as stock last

Verschraubung

- Beschreibung: zu 1611, 1631, 2191, 3600, 5211, 5281, 6320, 6325
- Werkstoff: Rotguss
- Anschluss: Innengewinde

* solange Vorrat

	GN (inch)	DN (mm)	JRG Code	GF Code	SP	Weight (kg)	d1 Rp (inch)	d2 G (inch)	l (mm)	z (mm)
	½	15	**8333.240**	**351 061 405**	1	0.150	½	¾	47	26
	¾	20	**8333.320**	**351 061 415**	1	0.175	¾	1	52	29
	¾	20	**8333.322**	**351 061 420**	1	0.180	¾	1 ¼	39	14
	1	25	**8333.400**	**351 061 425**	1	0.310	1	1 ¼	59	32
*	1	25	**8333.402**	**351 061 485**	1	0.250	1	1 ¾	34	7
	1 ¼	32	**8333.480**	**351 061 435**	1	0.467	1 ¼	1 ½	65	34
*	1 ¼	32	**8333.482**	**351 061 495**	1	0.550	1 ¼	2 ⅜	38	8
	1 ½	40	**8333.560**	**351 061 445**	1	0.500	1 ½	1 ¾	68	37
	2	50	**8333.640**	**351 061 455**	1	0.853	2	2 ⅜	77	40
	2 ½	65	**8333.720**	**351 061 465**	1	1.435	2 ½	3	91	46
	3	80	**8333.800**	**351 061 475**	1	1.950	3	3 ½	96	47

8350

Union

- Description: to 1303, 1313, 1323, 1333, 1353, 1363, 1611, 1621, 2100-2140, 2161, 3600, 5010, 5011, 5080, 5081, 5211, 5281, 6320
- Connection: Mapress
- Consisting of: loose nut, press-socket, flat sealed

Verschraubung

- Beschreibung: zu 1303, 1313, 1323, 1333, 1353, 1363, 1611, 1621, 2100-2140, 2161, 3600, 5010, 5011, 5080, 5081, 5211, 5281, 6320
- Anschluss: Mapress
- Bestehend aus: Loser Mutter, Pressmuffe, flachdichtend

d1 (mm)	DN (mm)	JRG Code	GF Code	SP	Weight (kg)	d2 G (inch)	l1 (mm)	l2 (mm)	z (mm)	⬡
15	12	**8350.015**	**355 600 201**	1	0.080	¾	31	7	11	30
18	15	**8350.018**	**355 600 207**	1	0.100	¾	31	7	12	30
22	20	**8350.022**	**355 600 202**	1	0.110	1	32	9	12	36

table continued on the next page

d1 (mm)	DN (mm)	JRG Code	GF Code	SP	Weight (kg)	d2 G (inch)	l1 (mm)	l2 (mm)	z (mm)	⬡
28	25	**8350.028**	**355 600 203**	1	0.170	1 ¼	36	9	13	46
35	32	**8350.035**	**355 600 204**	1	0.214	1 ½	39	10	14	52
42	40	**8350.042**	**355 600 205**	1	0.240	1 ¾	43	10	14	58
54	50	**8350.054**	**355 600 206**	1	0.430	2 ⅜	49	10	14	75

8351

Union

- Description: to 1503, 1643, 1663, 2170, 3400, 5103, 5120, 5133, 5085, 5086
- Connection: Mapress
- Consisting of: loose nut, press-socket, flat sealed

*as long as stock last

Verschraubung

- Beschreibung: zu 1503, 1643, 1663, 2170, 3400, 5103, 5120, 5133, 5085, 5086
- Anschluss: Mapress
- Bestehend aus: Loser Mutter, Pressmuffe, flachdichtend

*solange Vorrat

	d1 (mm)	DN (mm)	JRG Code	GF Code	SP	Weight (kg)	d2 G (inch)	l1 (mm)	l2 (mm)	z (mm)	⬡
*	15	12	**8351.015**	**355 600 401**	1	0.115	1 ⅛	39	8	19	41
	18	15	**8351.018**	**355 600 407**	1	0.157	1 ¼	39	8	18	46
	22	20	**8351.022**	**355 600 402**	1	0.140	1 ¼	42	8	21	46
	22	20	**8351.122**	**355 600 408**	1	0.208	1 ½	42	9	21	54
	28	25	**8351.028**	**355 600 403**	1	0.210	1 ½	44	9	21	54
	35	32	**8351.035**	**355 600 404**	1	0.350	2	49	11	23	66
	42	40	**8351.042**	**355 600 405**	1	0.413	2 ¼	52	11	22	72
	54	50	**8351.054**	**355 600 406**	1	0.610	2 ¾	57	14	22	89

8355

Union

- Description: to 1303, 1313, 1323, 1333, 1353, 1363, 1611, 1621, 2100-2140, 2161, 3600, 5010, 5011, 5080, 5081, 5211, 5281, 6320
- Connection: Optipress / Sanpress
- Consisting of: loose nut, press-socket, flat sealed

Verschraubung

- Beschreibung: zu 1303, 1313, 1323, 1333, 1353, 1363, 1611, 1621, 2100-2140, 2161, 3600, 5010, 5011, 5080, 5081, 5211, 5281, 6320
- Anschluss: Optipress / Sanpress
- Bestehend aus: Loser Mutter, Pressmuffe, flachdichtend

d1 (mm)	DN (mm)	JRG Code	GF Code	SP	Weight (kg)	d2 G (inch)	l1 (mm)	l2 (mm)	z (mm)	⬡
15	12	**8355.015**	**355 600 601**	1	0.100	¾	37	9	13	31
18	15	**8355.018**	**355 600 602**	1	0.080	¾	40	9	16	31
22	20	**8355.022**	**355 600 603**	1	0.110	1	39	9	15	37
28	25	**8355.028**	**355 600 604**	1	0.170	1 ¼	42	11	18	46
35	32	**8355.035**	**355 600 605**	1	0.210	1 ½	44	13	18	53
42	40	**8355.042**	**355 600 606**	1	0.360	1 ¾	61	13	20	60
54	50	**8355.054**	**355 600 607**	1	0.540	2 ⅜	61	16	15	78

8356

Union

- Description: to 1503, 1643, 1663, 2170, 3400, 5015, 5016, 5103, 5120, 5133, 5085, 5086
- Connection: Optipress / Sanpress
- Consisting of: loose nut, press-socket, flat sealed

Verschraubung

- Beschreibung: zu 1503, 1643, 1663, 2170, 3400, 5015, 5016, 5103, 5120, 5133, 5085, 5086
- Anschluss: Optipress / Sanpress
- Bestehend aus: Loser Mutter, Pressmuffe, flachdichtend

d1 (mm)	DN (mm)	JRG Code	GF Code	SP	Weight (kg)	d2 G (inch)	l1 (mm)	l2 (mm)	z (mm)	⬡
15	12	**8356.015**	**355 600 801**	1	0.132	1 ⅛	39	10	15	42
18	15	**8356.018**	**355 600 808**	1	0.180	1 ¼	40	9	18	46
22	20	**8356.022**	**355 600 802**	1	0.250	1 ¼	36	11	12	50
22	20	**8356.122**	**355 600 807**	1	0.180	1 ½	36	9	12	52
28	25	**8356.028**	**355 600 803**	1	0.190	1 ½	38	12	14	52
35	32	**8356.035**	**355 600 804**	1	0.280	2	39	12	15	64
42	40	**8356.042**	**355 600 805**	1	0.580	2 ¼	48	12	12	73
54	50	**8356.054**	**355 600 806**	1	0.640	2 ¾	62	17	15	88

8360

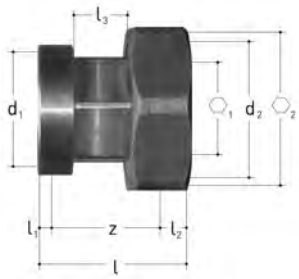

Socket connection Socket connection gunmetal

- Description: to 1611, 1631, 2191, 3400, 5120, 5211, 5281
- Material: gunmetal
- Connection: female thread
- Consisting of: loose nut, press-socket, flat sealed

Muffen-Verschraubung

- Beschreibung: zu 1611, 1631, 2191, 3400, 5120, 5211, 5281
- Werkstoff: Rotguss
- Anschluss: Innengewinde
- Bestehend aus: Loser Mutter, Pressmuffe, flachdichtend

Size (inch)	DN (mm)	PN (bar)	JRG Code	GF Code	SP	Weight (kg)
½	15	16	**8360.015**	**351 061 403**	1	0.219
¾	20	16	**8360.020**	**351 061 413**	1	0.300
1	25	16	**8360.025**	**351 061 423**	1	0.451
1 ¼	40	16	**8360.040**	**351 061 443**	1	0.730
1 ½	50	16	**8360.050**	**351 061 453**	1	1.170
2	32	16	**8360.032**	**351 061 433**	1	0.670

d1 G (inch)	d2 G (inch)	l (mm)	l1 (mm)	l2 (mm)	l3 (mm)	⬡1	⬡2	z (mm)
¾	1 ⅛	56	6	8	22	22	41	42
1	1 ¼	57	7	8	22	27	46	42
1 ¼	1 ½	61	8	9	22	32	54	44
1 ¾	2 ¼	68	10	11	22	48	72	48
2 ⅜	2 ¾	74	11	14	22	58	89	49
1 ½	2	65	9	9	22	41	66	47

8208



Union with non return valve

- Material: brass, plastic, EPDM
- Connection: male thread

Verschraubung mit Rückflussverhinderer

- Werkstoff: Messing, Kunststoff, EPDM
- Anschluss: Aussengewinde

GN (inch)	DN (mm)	JRG Code	GF Code	SP	Weight (kg)
½	15	**8208.240**	**351 055 901**	1	0.090
¾	20	**8208.320**	**351 056 001**	1	0.150

GN (inch)	DN (mm)	d1 R (inch)	d2 G (inch)	l (mm)	l1 (mm)	l2 (mm)	z (mm)	⬡1	⬡2
½	15	½	¾	40	34	6	19	30	19
¾	20	¾	1	44	37	7	20	37	24

8334



Connection part, PN 16

- Material: gunmetal
- Connection: female thread, male thread
- Consisting of: cross t-piece, boiler ball valve, sealing plug

Anschlussgarnitur, PN 16

- Werkstoff: Rotguss
- Anschluss: Innengewinde, Aussengewinde
- Bestehend aus: Kreuz T-Stück, Kugel-Kesselhahn, Verschluss-Stopfen

GN (inch)	DN (mm)	JRG Code	GF Code	SP	Weight (kg)
¾	20	**8334.020**	**350 896 400**	1	0.560
1	25	**8334.025**	**350 896 401**	1	0.680
1 ¼	32	**8334.032**	**350 896 402**	1	0.780
1 ½	40	**8334.040**	**350 896 403**	1	0.920
2	50	**8334.050**	**350 896 404**	1	1.385

GN (inch)	DN (mm)	d1 Rp (inch)	d2 G (inch)	d3 G (inch)	d5 G (inch)	h (mm)	l (mm)	l1 (mm)	l2 (mm)	l3 (mm)	z2 (mm)	⬡
¾	20	¾	1	½	¾	108	56	30	79	24	43	10
1	25	1	1 ¼	½	¾	112	62	34	87	27	47	10
1 ¼	32	1 ¼	1 ½	½	¾	116	76	38	105	30	59	10
1 ½	40	1 ½	1 ¾	¾	¾	110	86	44	120	36	67	14
2	50	2	2 ⅜	¾	¾	118	92	52	128	41	73	14

8339

Union, PN 10

- Description: to 3600, 6320, 6325
- Temperature: max. 90°C
- Connection: female thread
- Consisting of: ball valve, lockable, loose nut

Verschraubung, PN 10

- Beschreibung: zu 3600, 6320, 6325
- Temperatur: max. 90°C
- Anschluss: Innengewinde
- Bestehend aus: Kugelventil, absperrbar, lose Mutter

GN (inch)	DN (mm)	JRG Code	GF Code	SP	Weight (kg)	d1 Rp (inch)	d2 G (inch)	l (mm)	⬡1	⬡2	⬡3	z (mm)
½	15	**8339.240**	**350 887 710**	1	0.170	½	¾	55	30	27	6	43
¾	20	**8339.320**	**350 887 911**	1	0.260	¾	1	55	37	32	6	47

8720

Adapter piece

- Material: brass
- Connection: female thread, male thread

* as long as stock last

Übergangsstück

- Werkstoff: Messing
- Anschluss: Innengewinde, Aussengewinde

* solange Vorrat

	GN (inch)	JRG Code	GF Code	SP	Weight (kg)	d1 G (inch)	d2 G (inch)	l (mm)	z (mm)
*	¼ - ⅜	**8720.083**	**355 635 607**	5	0.021	¼	⅜	19	10
*	⅜ - ⅜	**8720.162**	**355 635 609**	5	0.033	⅜	⅜	21	12
*	⅜ - ½	**8720.163**	**355 635 611**	5	0.038	⅜	½	21	12
	½ - ½	**8720.242**	**355 635 613**	5	0.043	½	½	24	13
	½ - ¾	**8720.243**	**355 635 615**	5	0.061	½	¾	24	13
	¾ - ¾	**8720.322**	**355 635 617**	5	0.074	¾	¾	27	15
	¾ - 1	**8720.323**	**355 635 619**	5	0.108	¾	1	28	16
	1 - 1	**8720.403**	**355 635 621**	5	0.108	1	1	29	16

8721

Adapter piece, reduced

- Material: brass
- Connection: female thread, male thread

* as long as stock last

Übergangsstück, reduziert

- Werkstoff: Messing
- Anschluss: Innengewinde, Aussengewinde

* solange Vorrat

	GN (inch)	DN (mm)	JRG Code	GF Code	SP	Weight (kg)	d1 G (inch)	d2 G (inch)	l (mm)	z (mm)
*	⅜	10	**8721.160**	**355 635 623**	5	0.030	⅜	¼	20	11
	½	15	**8721.240**	**355 635 625**	5	0.041	½	⅜	23	12
	¾	20	**8721.320**	**355 635 627**	5	0.071	¾	½	26	14
	1	25	**8721.400**	**355 635 629**	5	0.093	1	¾	28	15

8722

Double nipple

- Material: brass
- Connection: male thread

* as long as stock last

Doppelnippel

- Werkstoff: Messing
- Anschluss: Aussengewinde

* solange Vorrat

	GN (inch)	DN (mm)	JRG Code	GF Code	SP	Weight (kg)	d1 G (inch)	l (mm)
*	¼	8	**8722.080**	**355 635 631**	5	0.014	¼	21
	⅜	10	**8722.160**	**355 635 633**	5	0.024	⅜	22
	½	15	**8722.240**	**355 604 302**	5	0.040	½	24
	¾	20	**8722.320**	**355 604 402**	5	0.060	¾	26
	1	25	**8722.400**	**355 604 502**	5	0.110	1	30

8723

Double nipple, reduced

- Material: brass
- Connection: male thread

* as long as stock last

Doppelnippel, reduziert

- Werkstoff: Messing
- Anschluss: Aussengewinde

* solange Vorrat

	GN (inch)	DN (mm)	JRG Code	GF Code	SP	Weight (kg)	d1 G (inch)	d2 G (inch)	l (mm)
*	¼	8	**8723.080**	**355 635 641**	5	0.021	¼	⅜	22
	⅜	10	**8723.160**	**355 635 643**	5	0.042	⅜	½	25
	½	15	**8723.240**	**355 635 645**	5	0.065	½	¾	29
	¾	20	**8723.320**	**355 635 647**	5	0.105	¾	1	32

8730

Fitting extension

- Material: gunmetal
- Connection: female thread, male thread

* as long as stock last

Armaturen-Verlängerung

- Werkstoff: Rotguss
- Anschluss: Innengewinde, Aussengewinde

* solange Vorrat

	GN (inch)	JRG Code	GF Code	SP	Weight (kg)	d1 R (inch)	d2 Rp (inch)	d3 (mm)	l (mm)	l1 (mm)
*	½	**8730.215**	**355 634 101**	40	0.060	½	½	27	18	14
*	½	**8730.220**	**355 634 301**	30	0.054	½	½	27	20	14
*	½	**8730.225**	**355 634 501**	20	0.077	½	½	27	25	14
*	½	**8730.230**	**355 634 701**	10	0.092	½	½	27	30	14

Spare Parts in general
Ersatzteile

5149

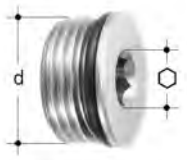

Closure plug

- Material: gunmetal, EPDM

Verschlusszapfen

- Werkstoff: Rotguss, EPDM

d G (inch)	GN (inch)	DN (mm)	JRG Code	GF Code	SP	Weight (kg)	⬡
⅛	⅛	6	**5149.040**	**350 803 201**	1	0.003	4
¼	¼	8	**5149.080**	**351 030 501**	1	0.007	6
⅜	⅜	10	**5149.160**	**350 803 401**	1	0.009	6
½	½	15	**5149.240**	**351 030 604**	1	0.026	10
¾	¾	20	**5149.320**	**351 030 605**	1	0.050	14

5929

Fixing set for rear

- Description: to 1380.320, 5900, 5909, 5910, 5916, 5922, 5924, 5925, 5458.045, 5458.055
- Consisting of: noise absorbing plate 60° shore A, self tapping fixing screws, wahser, dished spring

Befestigungsset hinten

- Beschreibung: zu 1380.320, 5900, 5909, 5910, 5916, 5922, 5924, 5925, 5458.045, 5458.055
- Bestehend aus: Schalldämmplatte 60° Shore A, Gewindefurchende Befestigungsschrauben, Unterlags- und Gleitscheiben

d (mm)	JRG Code	GF Code	SP	Weight (kg)	b (mm)	⬡
M6	**5929.001**	**351 062 088**	1	0.025	60	10

5929

Fixing set for front

- Description: to 5900, 5909, 5910, 5916, 5920, 5922, 5924, 5925, 5444

Befestigungsset vorne

- Beschreibung: zu 5900, 5909, 5910, 5916, 5920, 5922, 5924, 5925, 5444

JRG Code	GF Code	SP	Weight (kg)	b (mm)	ø (mm)	⬡
5929.002	**351 062 090**	1	0.032	52	60	15

8135



Red plastic rings

- Description: to push-in connection sudoFIT

Rote Kunststoff-Ringe

- Beschreibung: zu Steckverbindung sudoFIT

d (mm)	JRG Code	GF Code	SP	Weight (kg)
15	**8135.015**	**351 060 801**	1	0.002
18	**8135.018**	**351 060 802**	1	0.003
22	**8135.022**	**351 060 803**	1	0.005

table continued on the next page

d (mm)	JRG Code	GF Code	SP	Weight (kg)
28	**8135.028**	**351 060 804**	1	0.004
35	**8135.035**	**351 060 805**	1	0.005
42	**8135.042**	**351 060 806**	1	0.010
54	**8135.054**	**351 060 807**	1	0.008

8137

Single part set

- Description: to push-in connection sudoFIT
- Consisting of: O-ring, distance ring, fixation ring, sleeve

Einzelteil-Set

- Beschreibung: zu Steckverbindung sudoFIT
- Bestehend aus: O-ring, Distanzring, Fixierring, Hülse

d (mm)	JRG Code	GF Code	SP	Weight (kg)
15	**8137.015**	**351 060 901**	1	0.020
18	**8137.018**	**351 060 902**	1	0.030
22	**8137.022**	**351 060 903**	1	0.040
28	**8137.028**	**351 060 904**	1	0.070
35	**8137.035**	**351 060 905**	1	0.060
42	**8137.042**	**351 060 906**	1	0.080
54	**8137.054**	**351 060 907**	1	0.180

Tools
Werkzeuge

8121

Cross wrench to old safety valves type 1050 and 1052 brass

- Description: to 1050, 1052
- Material: brass

*as long as stock last

Kreuzschlüssel

- Beschreibung: zu 1050, 1052
- Werkstoff: Messing

*solange Vorrat

	d (mm)	JRG Code	GF Code	SP	Weight (kg)	h (mm)	l (mm)	□ 1 (mm)	□ 2 (mm)	□ 3 (mm)
*	16	**8121.000**	**350 919 201**	1	0.085	82	66	6	7	5

8127

Fine filter key

- Description: to 1830, 1849
- Material: plastic

Feinfilter-Schlüssel

- Beschreibung: zu 1830, 1849
- Werkstoff: Kunststoff

d (mm)	JRG Code	GF Code	SP	Weight (kg)	h (mm)
113	**8127.000**	**355 591 401**	1	0.080	190

8130

Fitter's toolkit d15-54

- Description: to push-in connection sudoFIT
- Consisting of: 8130.090 silicon, 8130.114 device for insert measures, 8130.150 key d15-28, 8130.152 key d35-54, 8135 red plastic rings, 8137 spare part set, marker

Montagekoffer d15-54

- Beschreibung: zu Steckverbindung sudoFIT
- Bestehend aus: 8130.090 Silikon, 8130.114 Einstecktiefenwerkzeug, 8130.150 Schlüssel d15-28, 8130.152 Schlüssel d35-54, 8135 rote Ringe, 8137 Ersatzteilset, Markierstift

d (mm)	JRG Code	GF Code	SP	Weight (kg)
15 - 54	**8130.000**	**351 060 600**	1	2.840

8130

Fitter's toolkit d15-28

- Description: to push-in connection sudoFIT
- Consisting of: 8130.090 silicon, 8130.114 device for insert measures, 8130.150 key d15-28, 8135 red plastic rings, 8137 spare part set, marker

* as long as stock last

Montagekoffer d15-28

- Beschreibung: zu Steckverbindung sudoFIT
- Bestehend aus: 8130.090 Silikon, 8130.114 Einstecktiefenwerkzeug, 8130.150 Schlüssel d15-28, 8135 rote Ringe, 8137 Ersatzteilset, Markierstift

* solange Vorrat

d (mm)	JRG Code	GF Code	SP	Weight (kg)
15 - 28	**8130.002**	**351 060 603**	1	2.360

8130

Complementary tool d15-54

- Description: to push-in connection sudoFIT
- Consisting of: 8130.114 device for insert measures, 8130.150 key d15-28, 8130.152 key d35-54, 8135 red plastic rings

* as long as stock last

Werkzeug Ergänzungsset d15-54

- Beschreibung: zu Steckverbindung sudoFIT
- Bestehend aus: 8130.114 Einstecktiefenlehre, 8130.150 Schlüssel d15-28, 8130.152 Schlüssel d35-54, 8135 roteKunststoffringe

* solange Vorrat

d (mm)	JRG Code	GF Code	SP	Weight (kg)
15 - 54	**8130.004**	**351 060 613**	1	0.421

8130

Deburring device

- Description: for stainless steel / copper pipes

* as long as stock last

Entgrater

- Beschreibung: für Chromnickelstahl-Rohre nach DVGW W541 und nach DIN EN 1057 / Kupfer-Rohre

* solange Vorrat

	d (mm)	JRG Code	GF Code	SP	Weight (kg)
*	15 - 54	**8130.080**	**351 060 605**	1	0.430

8130

Device for insert measurements

- Description: to push-in connection sudoFIT

* as long as stock last

Einstecktiefenwerkzeug

- Beschreibung: zu Steckverbindung sudoFIT

* solange Vorrat

	d (mm)	JRG Code	GF Code	SP	Weight (kg)
*	15 - 28	**8130.110**	**351 060 601**	1	0.110
*	35 - 54	**8130.112**	**351 060 602**	1	0.280
	15 - 54	**8130.114**	**351 060 612**	1	0.040

8130

Key

- Description: to push-in connection sudoFIT
- Material: steel

Schlüssel

- Beschreibung: zu Steckverbindung sudoFIT
- Werkstoff: Stahl

d (mm)	JRG Code	GF Code	SP	Weight (kg)
15 - 28	**8130.150**	**351 060 701**	1	0.120
35 - 54	**8130.152**	**351 060 702**	1	0.246

8140

JRGURED UP Installation Tool

- Description: to 1380
- Material: gunmetal, steel
- Consisting of: two test adapters

JRGURED UP Montagewerkzeug

- Beschreibung: zu 1380
- Werkstoff: Rotguss, Stahl
- Bestehend aus: zwei Prüfadaptern

GN (inch)	DN (mm)	JRG Code	GF Code	SP	Weight (kg)	d1 (mm)	d2 (mm)	d3 (mm)	l1 (mm)	l2 (mm)	⬡1
¾	20	**8140.000**	**350 739 090**	1	1.460	48	45	12	240	260	36

8202

Coupling spanner

Raccordschlüssel

GN (inch)	JRG Code	GF Code	SP	Weight (kg)
⅜ - ¾	**8202.010**	**350 296 902**	1	0.050

8203

Coupling spanner

Raccordschlüssel

GN (inch)	JRG Code	GF Code	SP	Weight (kg)
1 - 2	**8203.010**	**350 296 901**	1	0.250

JRG Valves LF
JRG Armaturen bleiarm

JRGURED LF
JRGURED bleiarm

1319

JRGURED pressure reducing valve, 357 PSI

- Temperature: max. 158°F
- Material: low lead brass
- Factory setting: 56 PSI (adjustable 28 - 85 PSI)
- Connection: male thread

JRGURED Druckminderer, PN 16

- Temperatur: max. 70°C
- Werkstoff: Rotguss, bleiarm
- Auslieferzustand: 400 kPa (4 bar) (einstellbereich 200 - 600 kPa (2 - 6 bar))
- Anschluss: Aussengewinde

GN (inch)	DN (mm)	JRG Code	GF Code	SP	Weight (kg)
½	15	**1319.240**	**350 736 368**	1	1.006
¾	20	**1319.320**	**350 736 468**	1	1.302
1	25	**1319.400**	**350 736 568**	1	2.180
1 ¼	32	**1319.480**	**350 736 668**	1	3.240
1 ½	40	**1319.560**	**350 736 768**	1	5.330
2	50	**1319.640**	**350 736 868**	1	7.950
2 ½	65	**1319.720**	**350 736 968**	1	8.960

GN (inch)	DN (mm)	d1 R (inch)	d2 G (inch)	d3 Rp (inch)	d4 (mm)	h1 (mm)	h2 (mm)	l1 (mm)	l2 (mm)	z (mm)	⬡	d4 (inch)	z (inch)
½	15	½	¾	⅛	52	29	79	130	25	40	5	2 ⅛	1 37/64
¾	20	¾	1	⅛	58	36	86	142	29	43	5	2 23/64	1 43/64
1	25	1	1 ¼	¼	70	52	110	167	34	50	6	2 53/64	1 31/32
1 ¼	32	1 ¼	1 ½	¼	77	64	121	196	38	60	6	3 5/32	2 23/64
1 ½	40	1 ½	1 ¾	¼	94	80	157	222	39	73	8	3 49/64	2 55/64
2	50	2	2 ⅜	¼	103	98	172	268	47	88	8	4 9/64	3 7/16
2 ½	65	2 ½	3	¼	103	98	172	292	56	90	8	4 9/64	3 35/64

GN (inch)	DN (mm)	net weight (lb)	h1 (inch)	h2 (inch)	l2 (inch)	d1 (inch)	l1 (inch)
½	15	2	1 5/16	3 9/32	1 ¼	½	5 ⅝
¾	20	3	1 21/32	3 23/64	1 5/16	¾	6
1	25	5	2 1/32	4 21/64	1 9/16	1	7 1/16
1 ¼	32	7	2 33/64	4 ¾	1 13/16	1 ¼	8 ⅜
1 ½	40	12	3 5/32	6 3/16	2	1 ½	9 ¾
2	50	19	3 55/64	6 49/64	2 ¼	2	11 5/16
2 ½	65	21	3 55/64	6 49/64	2 9/16	2 ½	12 3/16

1339

JRGURED pressure reducing valve, 357 PSI

- Temperature: max. 158°F
- Material: low lead brass
- Factory setting: 80 PSI (adjustable 80 - 140 PSI)
- Connection: male thread

JRGURED Druckminderer, PN 16

- Temperatur: max. 70°C
- Werkstoff: Rotguss, bleiarm
- Auslieferzustand: 600 kPa (6 bar) (einstellbereich 600 - 1000 kPa (6 - 10 bar))
- Anschluss: Aussengewinde

GN (inch)	DN (mm)	JRG Code	GF Code	SP	Weight (kg)
½	15	**1339.240**	**350 737 068**	1	1.060
¾	20	**1339.320**	**350 737 168**	1	1.400
1	25	**1339.400**	**350 737 268**	1	2.300
1 ¼	32	**1339.480**	**350 737 368**	1	3.320
1 ½	40	**1339.560**	**350 737 468**	1	5.530
2	50	**1339.640**	**350 737 568**	1	8.210
2 ½	65	**1339.720**	**350 737 668**	1	9.160

GN (inch)	DN (mm)	d1 R (inch)	d2 G (inch)	d3 Rp (inch)	d4 (mm)	h1 (mm)	h2 (mm)	l1 (mm)	l2 (mm)	z (mm)	⬡	d4 (inch)	z (inch)
½	15	½	¾	⅛	52	29	79	130	25	40	5	2 ⅛	1 37/64
¾	20	¾	1	⅛	58	36	86	142	29	43	5	2 23/64	1 43/64
1	25	1	1 ¼	¼	70	52	110	167	34	50	6	2 53/64	1 31/32
1 ¼	32	1 ¼	1 ½	¼	77	64	121	196	38	60	6	3 5/32	2 23/64
1 ½	40	1 ½	1 ¾	¼	94	80	157	222	39	73	8	3 49/64	2 55/64
2	50	2	2 ⅜	¼	103	98	172	268	47	88	8	4 9/64	3 7/16
2 ½	65	2 ½	3	¼	103	98	172	292	56	90	8	4 9/64	3 35/64

GN (inch)	DN (mm)	net weight (lb)	h1 (inch)	h2 (inch)	l2 (inch)	d1 (inch)	l1 (inch)
½	15	2	1 5/16	3 9/32	1 ¼	½	5 ⅝
¾	20	3	1 21/32	3 23/64	1 5/16	¾	6
1	25	5	2 1/32	4 21/64	1 9/16	1	7 1/16
1 ¼	32	7	2 33/64	4 ¾	1 13/16	1 ¼	8 ⅜
1 ½	40	12	3 5/32	6 3/16	2	1 ½	9 ¾
2	50	19	3 55/64	6 49/64	2 ¼	2	11 5/16
2 ½	65	21	3 55/64	6 49/64	2 9/16	2 ½	12 3/16

JRGUMAT LF
JRGUMAT bleiarm

3409

JRGUMAT thermoblending valve, 150 PSI

- Temperature: max. 194°F
- Material: low lead brass
- Factory setting: 131°F (adjustable 113° - 149°F)

JRGUMAT Thermomischer, PN 10

- Temperatur: max. 90°C
- Werkstoff: Rotguss, bleiarm
- Auslieferzustand: 55°C (verstellbar 45 - 65°C)

GN (inch)	JRG Code	GF Code	SP	Weight (kg)
1	**3409.936**	**350 760 368**	1	0.900
1 ¼	**3409.946**	**350 760 268**	1	1.600
1 ½	**3409.956**	**350 760 168**	1	2.150
2	**3409.966**	**350 760 068**	1	3.550

GN (inch)	d2 G (inch)	d3 G (inch)	h1 (mm)	h2 (mm)	h3 (mm)	l (mm)	l1 (mm)	l2 (mm)	⬡	h1 (inch)	h2 (inch)	#	d3 (inch)	l (inch)
1	1 ½	¾	36	51	43	110	43	67	5	1 27/64	2 1/64	13/64	¾	4 21/64
1 ¼	2	¾	41	75	52	130	52	78	8	1 29/64	2 61/64	5/16	¾	5 ⅛
1 ½	2 ¼	¾	50	77	58	150	58	92	8	1 31/32	3 1/32	5/16	¾	5 29/32
2	2 ¾	¾	60	85	70	180	70	110	8	2 23/64	2 23/64	5/16	¾	7 3/32

GN (inch)	Weight (lb)	l1 (inch)	l2 (inch)	h3 (inch)
1	2	1 ⅔	2 41/64	1 11/16
1 ¼	4	2	3 5/64	2 3/64
1 ½	5	2 2/7	3 ⅝	2 9/32
2	8	2 ¾	4 21/64	3 11/32

8331

Union and end connector

- Material: low lead brass

Verschraubung

- Werkstoff: Rotguss, bleiarm

JRG Code	GF Code	SP	Weight (kg)	d1 (inch)	DN (mm)	Weight (lb)	z (inch)	d2 G (inch)	GN (inch)	l1 (inch)	l2 (inch)
8331.405	**350 253 466**	1	0.240	1	25	1	25/64	1 ½	1	1 ⅔	2 41/64
8331.485	**350 253 566**	1	0.450	1 ¼	32	1	33/64	2	1 ¼	2	3 5/64
8331.565	**350 253 666**	1	0.570	1 ½	40	1	19/32	2 ¼	1 ½	2 2/7	3 ⅝
8331.645	**350 253 766**	1	0.760	2	50	2	15/32	2 ¾	2	2 ¾	4 21/64

Union with check valve

- Material: brass

Verschraubung mit Rückschlagklappe

- Werkstoff: Messing

GF Code	SP	Weight (kg)	d2 G (inch)	#1 (mm)	d1 (inch)	l2 (inch)	l1 (inch)	Size	l (inch)	#2 (mm)
351 056 067	1	0.110	1	30	NPT 1/2	¼	1 ½	½	1 ¾	19

3419

JRGUMAT Thermoblending valve, 150 PSI

- Temperature: max. 194°F
- Material: low lead brass
- Factory setting: 131°F (adjustable 113° - 149°F)

JRGUMAT Thermomischer, PN 10

- Temperatur: max. 90°C
- Werkstoff: Rotguss, bleiarm
- Auslieferzustand: 55°C (verstellbar 45 - 65°C)

GN (inch)	Code	GF Code	SP	Weight (kg)
2 ½	**3419608**	**350 767 268**	1	22.550
3	**3419808**	**350 767 468**	1	27.550

d1 (mm)	d2 G (inch)	d3 (inch)	h1 (inch)	h2 (inch)	l1 (inch)	l2 (inch)	l3 (inch)	⬡
65	1 ½	7 9/32	3 15/64	4 49/64	5 45/64	11 27/64	4 13/32	5/16
80	2	7 7/8	3 5/8	5	6 7/64	12 13/64	4 7/8	5/16

Circulation controllers LF
Zirkulationsregler bleiarm



Thermostatic balancing valve, 85 PSI

- Temperature: max. 158°F
- Material: low lead brass
- Factory setting: 135°F (adjustable 97° - 145°F)
- Operating Pressure: max. 145 PSI (differential pressure 5.8 PSI)

JRGUTHERM Zirkulationsregler, PN 10

- Temperatur: max. 70°C
- Werkstoff: Rotguss, bleiarm
- Auslieferzustand: 57°C (einstellbereich 36 - 63°C)
- Auslieferzustand: 57°C (einstellbereich 36 - 63°C)

Code	SP	Weight (kg)	l3 (inch)	# (mm)	l (inch)	Size	l1 (inch)	h (inch)	d1 G (inch)	l2 (inch)	#	b1 (inch)
350 831 566	1	0.519	2 ¾	8	2 ⅜	¾	7 ⅝	2 ½	1	1 ½	8	1 7/16

Threaded shut off connection, 85 PSI

- Material: low lead brass

Verschraubung absperrbar, PN 6

- Werkstoff: Rotguss, bleiarm

GF Code	SP	Weight (kg)	d1 Rp (inch)	d2 G (inch)	l (inch)	z (inch)	Size	⬡1	⬡2	⬡3
350 887 966	1	0.270	¾	1	2 7/16	2 ⅛	¾	37	32	6

Union with check valve

- Material: brass

Verschraubung mit Rückschlagklappe

- Werkstoff: Messing

GF Code	SP	Weight (kg)	d2 G (inch)	#1 (mm)	#2 (mm)	l (inch)	Size	l1 (inch)	d1 (inch)	l2 (inch)
351 056 067	1	0.110	1	30	19	1 ¾	½	1 ½	NPT 1/2	¼

JRG Sanipex

Technical Data

Materials
PE-Xa, PE-Xc, PE-Xc/AL/PE-X, gunmetal, brass

Dimension range
d12 - d32

Jointing technology
Conegrip union technology

Operating pressure
up to 10 bar

Operating temperature
0°C to 70°C in continous operation
(short-term up to 95°C)

Technische Daten

Werkstoffe
PE-Xa, PE-Xc, PE-Xc/AL/PE-X, Rotguss, Messing

Dimensionsbereich
d12 - d32

Verbindungstechnologie
Bördelverschraubung

Betriebsdruck
bis 10 bar

Betriebstemperatur
0°C bis 70°C im Dauerbetrieb
(kurzfristig bis zu 95°C)

Advantages

- Superior low pressure losses
- Water pocket free hygienic connections
- Detachable and reusable connection without elastomere sealing
- Hardly any noise pollution
- No power supply required

Vorteile

- Niedrige Druckverluste
- Totraumfreie, hygienisch einwandfreie Rohrverbindung
- Lös- und wiederverwendbare Verbindung ohne Elastomerdichtung
- Äusserst geringe Fliessgeräusche
- Montage ohne elektrische Energie möglich

Table of contents

Pipes	168
Boxes	175
Fitting connectors	187
Distributors	189
Valves	197
Watermeters	203
Modules	207
Assembling aid	230
Access panels and accessories	243
Tools	248
Fitter's toolkits	250
Accessoires	255

Pipes
Rohre

5706

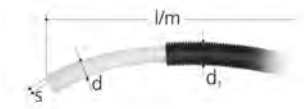

JRG Sanipex pipe in protective pipe

- Description: in coils
- Material: crosslinked polyethylene PE-Xa (white), PE protective conduit (black)

JRG Sanipex Rohr im Schutzrohr

- Beschreibung: in Ringen
- Werkstoff: Vernetztes Polyethylen PE-Xa (weiss), PE Schutzrohr (schwarz)

d (mm)	DN (mm)	SDR	PN (bar)	JRG Code	GF Code	SP	Weight (kg)	d1 (mm)	L (m)	s (mm)
12	8	7.4	10	**5706.012**	**355 622 831**	50	5.750	18	50	1.7
16	12	7.4	10	**5706.016**	**355 447 331**	50	9.500	25	50	2.2
20	15	7.4	10	**5706.020**	**355 553 131**	50	13.100	29	50	2.8
25	20	7.4	10	**5706.025**	**355 567 401**	50	19.000	34	50	3.5
12	8	7.4	10	**5706.212**	**355 622 811**	200	20.500	18	200	1.7
16	12	7.4	10	**5706.216**	**355 447 320**	200	34.500	25	200	2.2

5707



JRG Sanipex pipe

- Description: in coils
- Material: crosslinked polyethylene PE-Xa (white)

* as long as stock last

JRG Sanipex Rohr

- Beschreibung: in Ringen
- Werkstoff: Vernetztes Polyethylen PE-Xa (weiss)

* solange Vorrat

	d (mm)	DN (mm)	SDR	PN (bar)	JRG Code	GF Code	SP	Weight (kg)	L (m)	s (mm)
	12	8	7.4	10	**5707.012**	**355 622 901**	100	6.900	100	1.7
	16	12	7.4	10	**5707.016**	**355 463 301**	100	12.000	100	2.2
	20	15	7.4	10	**5707.020**	**355 553 201**	50	8.600	50	2.8
	25	20	7.4	10	**5707.025**	**355 448 201**	50	12.500	50	3.5
	32	25	7.4	10	**5707.032**	**355 448 301**	50	19.500	50	4.4
*	40	32	7.4	10	**5707.040**	**355 493 501**	50	30.000	50	5.5
*	50	40	7.4	10	**5707.050**	**355 493 401**	50	47.000	50	6.9
*	63	50	7.4	10	**5707.063**	**355 493 301**	50	74.000	50	8.7

5708

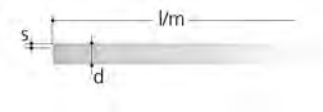

JRG Sanipex pipe

- Description: in bars
- Material: crosslinked polyethylene PE-Xa (white)

* as long as stock last

JRG Sanipex Rohr

- Beschreibung: in Stangen
- Werkstoff: Vernetztes Polyethylen PE-Xa (weiss)

* solange Vorrat

	d (mm)	DN (mm)	SDR	PN (bar)	JRG Code	GF Code	SP	Weight (kg)	L (m)	s (mm)
	16	12	7.4	10	**5708.016**	**355 493 901**	30	0.680	6	2.2
	20	15	7.4	10	**5708.020**	**355 553 301**	30	0.960	6	2.8
	25	20	7.4	10	**5708.025**	**355 461 801**	12	1.400	6	3.5
	32	25	7.4	10	**5708.032**	**355 461 901**	1	2.300	6	4.4
*	40	32	7.4	10	**5708.040**	**355 494 101**	1	3.600	6	5.5

5710

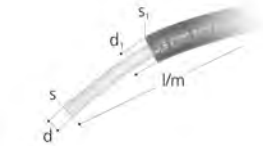

JRG Sanipex pipe, insulated 6mm

- Description: in coils
- Material: crosslinked polyethylene PE-Xa (white), insulation W/mK 0.035

JRG Sanipex Rohr, isoliert 6mm

- Beschreibung: in Ringen
- Werkstoff: Vernetztes Polyethylen PE-Xa (weiss), Isolation W/mK 0.035

d (mm)	DN (mm)	SDR	PN (bar)	JRG Code	GF Code	SP	Weight (kg)	d1 (mm)	L (m)	s (mm)	s1 (mm)
12	8	7.4	10	**5710.012**	**355 622 906**	50	4.250	24	50	1.7	6
16	12	7.4	10	**5710.016**	**355 463 306**	50	7.000	28	50	2.2	6
20	15	7.4	10	**5710.020**	**355 553 206**	50	10.350	32	50	2.8	6

5710

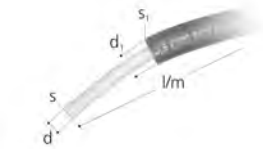

JRG Sanipex pipe, insulated 10mm

- Description: in coils
- Material: crosslinked polyethylene PE-Xa (white), insulation W/mK 0.035

JRG Sanipex Rohr, isoliert 10mm

- Beschreibung: in Ringen
- Werkstoff: Vernetztes Polyethylen PE-Xa (weiss), Isolation W/mK 0.035

d (mm)	DN (mm)	SDR	PN (bar)	JRG Code	GF Code	SP	Weight (kg)	d1 (mm)	L (m)	s (mm)	s1 (mm)
12	8	7.4	10	**5710.112**	**355 622 910**	50	4.900	32	50	1.7	10
16	12	7.4	10	**5710.116**	**355 463 310**	50	7.700	36	50	2.2	10
20	15	7.4	10	**5710.120**	**355 553 210**	50	11.050	40	50	2.8	10

5710



JRG Sanipex pipe, insulated 20mm

- Description: in coils
- Material: crosslinked polyethylene PE-Xa (white), insulation W/mK 0.035

JRG Sanipex Rohr, isoliert 20mm

- Beschreibung: in Ringen
- Werkstoff: Vernetztes Polyethylen PE-Xa (weiss), Isolation W/mK 0.035

d (mm)	DN (mm)	SDR	PN (bar)	JRG Code	GF Code	SP	Weight (kg)	d1 (mm)	l (m)	s (mm)	s1 (mm)
12	8	7.4	10	**5710.212**	**355 622 920**	50	7.100	52	50	1.7	20
16	12	7.4	10	**5710.216**	**355 463 320**	50	10.100	56	50	2.2	20
20	15	7.4	10	**5710.220**	**355 553 220**	50	13.000	60	50	2.8	20

5711

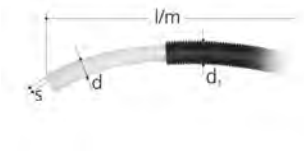

JRG Sanipex Calor heating pipe

- Description: in coils
- Material: crosslinked polyethylene PE-X (oxygen barrier, white), PE protective conduit (red)

JRG Sanipex Calor Heizungsrohr im Schutzrohr

- Beschreibung: in Ringen
- Werkstoff: Vernetztes Polyethylen PE-X (sauerstoffdiffusionsdicht, weiss), PE Schutzrohr (rot)

d (mm)	DN (mm)	SDR	PN (bar)	JRG Code	GF Code	SP	Weight (kg)	d1 (mm)	L (m)	s (mm)
12	8	7.4	8	**5711.012**	**355 621 801**	50	5.000	18	50	1.7
16	12	7.4	8	**5711.016**	**355 569 901**	50	9.000	25	50	2.0
20	15	7.4	8	**5711.020**	**355 569 912**	50	10.000	29	50	1.9

5716

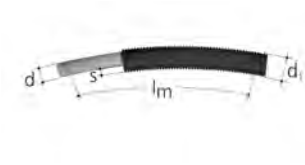

JRG Sanipex pipe in protective pipe

- Description: in coils
- Material: crosslinked polyethylene PE-Xc (blue), PE protective conduit (black)

JRG Sanipex Rohr im Schutzrohr

- Beschreibung: in Ringen
- Werkstoff: Vernetztes Polyethylen PE-Xc (blau), PE Schutzrohr (schwarz)

d (mm)	DN (mm)	SDR	PN (bar)	JRG Code	GF Code	SP	Weight (kg)	d1 (mm)	L (m)	s (mm)
12	8	7.4	10	**5716.012**	**355 516 313**	50	5.750	18	50	1.7
16	12	7.4	10	**5716.016**	**355 516 317**	50	9.500	25	50	2.2
20	15	7.4	10	**5716.020**	**355 516 321**	50	13.100	29	50	2.8

5717

JRG Sanipex pipe

- Description: in coils
- Material: crosslinked polyethylene PE-Xc (blue)

JRG Sanipex Rohr

- Beschreibung: in Ringen
- Werkstoff: Vernetztes Polyethylen PE-Xc (blau)

d (mm)	DN (mm)	SDR	PN (bar)	JRG Code	GF Code	SP	Weight (kg)	L (m)	s (mm)
12	8	7.4	10	**5717.012**	**355 516 312**	100	6.900	100	1.7
16	12	7.4	10	**5717.016**	**355 516 316**	100	12.000	100	2.2
20	15	7.4	10	**5717.020**	**355 516 320**	50	8.600	50	2.8

5720

JRG Sanipex pipe in protective pipe (french market)

- Description: in coils
- Material: crosslinked polyethylene PE-Xa (black), PE protective conduit (black)

JRG Sanipex Rohr im Schutzrohr (französischer Markt)

- Beschreibung: in Ringen
- Werkstoff: Vernetztes Polyethylen PE-Xa (schwarz), PE Schutzrohr (schwarz)

d (mm)	DN (mm)	SDR	PN (bar)	JRG Code	GF Code	SP	Weight (kg)	d1 (mm)	L (m)	s (mm)
12	10	11	8	**5720.012**	**355 627 601**	50	7.500	18	50	1.1
16	12	11	8	**5720.016**	**355 598 601**	50	8.000	25	50	1.5
20	15	11	8	**5720.020**	**355 598 701**	50	10.000	29	50	1.9

5713

JRG Sanipex watermist pipe in protection pipe

- Description: in coils
- Material: polyethylene PE-Xc (white), protection pipe (red)

JRG Sanipex Rohr (französischer Markt)

- Beschreibung: in Ringen
- Material: polyethylene PE-Xc (white), protection pipe (red)

d (mm)	DN (mm)	SDR	PN (bar)	JRG Code	GF Code	SP	Weight (kg)	L (m)
16	10	11	8	**5713.016**	**355 570 016**	50	7.300	50
20	12	11	8	**5713.020**	**355 599 001**	120	12.000	50

Accessories for pipes
Zubehör für Rohre

5730



Pipe Conduit

- Description: in coils
- Material: polyethylene (black)

Schutzrohr

- Beschreibung: in Ringen
- Werkstoff: Polyethylen (schwarz)

d (mm)	JRG Code	GF Code	SP	Weight (kg)	d1 (mm)	d2 (mm)	L (m)
12	**5730.012**	**355 622 701**	100	4.100	18	15	100
16	**5730.016**	**355 522 301**	100	6.700	25	20	100
20	**5730.020**	**355 552 001**	50	4.500	29	23	50
25	**5730.025**	**355 522 401**	50	6.100	34	29	50
32	**5730.032**	**355 522 501**	25	3.750	42	36	25

5725

Pipe support bend

- Material: plastic

Rohrführungsbogen

- Werkstoff: Kunststoff

d (mm)	JRG Code	GF Code	SP	Weight (kg)	R (mm)	s (mm)
16	**5725.016**	**355 634 901**	10	0.039	90	3.0
20	**5725.020**	**355 635 001**	10	0.070	100	5.0
25	**5725.025**	**355 635 101**	5	0.120	125	6.5

5732

Sleeve for conduit

- Material: plastic

Muffe für Schutzrohr

- Werkstoff: Kunststoff

d (mm)	JRG Code	GF Code	SP	Weight (kg)	d1 (mm)	l (mm)
12	**5732.012**	**355 619 701**	40	0.004	18	41
16	**5732.016**	**355 480 501**	40	0.010	25	65
20	**5732.020**	**351 431 601**	40	0.010	29	65

5733



Sleeve for conduit / electric conduit

- Material: plastic

Muffe für Schutz- / Elektro-Installations-Rohr

- Werkstoff: Kunststoff

d (mm)	JRG Code	GF Code	SP	Weight (kg)	d1 (mm)	d2 (mm)	l (mm)
16	**5733.016**	**355 505 501**	40	0.015	25	28	65

5734

Protection cap

- Material: plastic

Schutzkappe

- Werkstoff: Kunststoff

d (mm)	JRG Code	GF Code	SP	Weight (kg)	d1 (mm)	l (mm)	Color
12	**5734.025**	**355 620 201**	50	0.002	18	25	blue
12	**5734.026**	**355 620 202**	50	0.002	18	25	red
16	**5734.020**	**351 496 101**	50	0.004	25	30	blue
16	**5734.021**	**351 496 102**	50	0.004	25	30	red
20	**5734.023**	**351 496 202**	10	0.008	29	35	red
20	**5734.022**	**351 496 201**	10	0.008	29	35	blue

5734

Marking sleeve

- Material: plastic

Markierhülse

- Werkstoff: Kunststoff

d (mm)	JRG Code	GF Code	SP	Weight (kg)	d1 (mm)	l (mm)	Color
12	**5734.035**	**355 620 301**	50	0.007	18	80	blue
12	**5734.036**	**355 620 302**	50	0.007	18	80	red
16	**5734.030**	**351 495 301**	50	0.012	25	100	blue
16	**5734.031**	**351 495 302**	50	0.012	25	100	red
20	**5734.032**	**351 496 001**	10	0.016	29	100	blue
20	**5734.033**	**351 496 002**	10	0.016	29	100	red
12	**5734.040**	**355 620 303**	50	0.008	18	80	grey
16	**5734.041**	**351 495 304**	50	0.015	25	100	grey
20	**5734.042**	**351 496 003**	10	0.016	29	100	grey
16	**5734.053**	**351 495 303**	50	0.012	25	100	white

5736

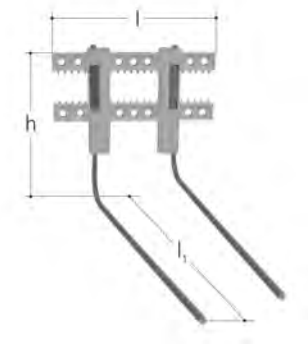

Pipe support single

- Material: plastic, steel
- Accessories: Extension 5736.070

Rohrstütze einfach

- Werkstoff: Kunststoff, verstärkter Stahl
- Accessoires: Verlängerung 5736.070

d-d (mm)	JRG Code	GF Code	SP	Weight (kg)	l (mm)	l1 (mm)	h (mm)
16 - 20	**5736.055**	**355 565 710**	10	0.600	211	366	210

5736



Pipe support multiple

- Material: plastic, steel
- Accessories: Extension 5736.070, Additional support multiple 5736.065

Rohrstütze mehrfach

- Werkstoff: Kunststoff, verstärkter Stahl
- Accessoires: Verlängerung 5736.070, zusätzliche mehrfach Stütze 5736.065

d-d (mm)	JRG Code	GF Code	SP	Weight (kg)	l1 (mm)	l2 (mm)	h (mm)
16 - 20	**5736.060**	**355 565 720**	10	0.993	27.5	373	180

5736

Pipe support basic multiple

- Description: to 5736.060
- Material: plastic

Rohrstütze basis mehrfach

- Beschreibung: zu 5736.060
- Werkstoff: Kunststoff

d-d (mm)	JRG Code	GF Code	SP	Weight (kg)	l (mm)	l1 (mm)	b (mm)
16 - 20	**5736.065**	**355 565 730**	10	0.278	440	27.5	70

5736



Pipe support extension

- Description: to 5736.055, 5736.060
- Material: reinforced steel

Verlängerung zu Rohrstütze

- Beschreibung: zu 5736.055, 5736.060
- Werkstoff: verstärkter Stahl

l (mm)	JRG Code	GF Code	SP	Weight (kg)
800	**5736.070**	**355 565 740**	10	0.650

Boxes
Dosen

5400

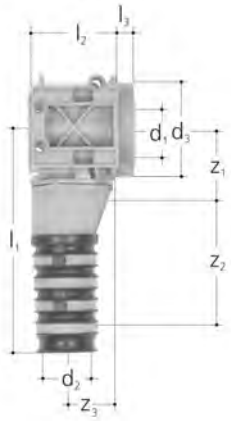

JRG Sanipex Box 90°

- Material: gunmetal, plastic
- Connection: female thread
- Consisting of: box body, box foot, bend, cone grip union

JRG Sanipex Dose 90°

- Werkstoff: Rotguss, Kunststoff
- Anschluss: Innengewinde
- Bestehend aus: Dosenkörper, Dosenfuss, Bördelverschraubungen

d (mm)	GN (inch)	JRG Code	GF Code	SP	Weight (kg)
12	½	**5400.050**	**351 412 760**	15	0.190
16	½	**5400.100**	**351 416 760**	15	0.223
20	½	**5400.200**	**351 420 760**	15	0.270
20	¾	**5400.300**	**351 420 761**	15	0.265

d (mm)	GN (inch)	b (mm)	d1 Rp (inch)	d2 (mm)	d3 (mm)	l1 (mm)	l2 (mm)	l3 (mm)	z1 (mm)	z2 (mm)	z3 (mm)
12	½	64	½	18	47	109	41	10	39	50	21
16	½	64	½	25	47	109	41	10	37	50	21
20	½	64	½	29	47	118	41	10	44	50	17
20	¾	64	¾	29	47	118	41	10	44	50	15

5400



JRG Sanipex Box 90° with extended threaded connection

- Material: gunmetal, plastic
- Connection: female thread
- Consisting of: box body, box foot, bend, cone grip union

JRG Sanipex Dose 90° mit verlängertem Anschlussgewinde

- Werkstoff: Rotguss, Kunststoff
- Anschluss: Innengewinde
- Bestehend aus: Dosenkörper, Dosenfuss, Bördelverschraubungen

d (mm)	GN (inch)	JRG Code	GF Code	SP	Weight (kg)
12	½	**5400.080**	**351 412 960**	15	0.210
16	½	**5400.180**	**351 416 960**	15	0.223
20	½	**5400.280**	**351 420 960**	15	0.240

b (mm)	d1 Rp (inch)	d2 (mm)	d3 (mm)	l1 (mm)	l2 (mm)	l3 (mm)	l5 (mm)	z1 (mm)	z2 (mm)	z3 (mm)
64	½	18	47	109	41	10	20	39	50	21
64	½	25	47	109	41	10	20	37	50	21
64	½	29	47	118	41	10	20	44	50	17

5400



JRG Sanipex Box 90° with extension

- Material: gunmetal, plastic
- Connection: female thread
- Consisting of: box body, box foot, fixation clip (d12+d16), screws, bend, cone grip union, extension

JRG Sanipex Dose 90° mit Verlängerung

- Werkstoff: Rotguss, Kunststoff
- Anschluss: Innengewinde
- Bestehend aus: Dosenkörper, Dosenfuss, Befestigungsclip (d12+d16), Verschraubungen, Dosenbogen, Schrauben, Verlängerung

d (mm)	GN (inch)	JRG Code	GF Code	SP	Weight (kg)
12	½	**5400.070**	**351 412 860**	1	0.228
16	½	**5400.170**	**351 416 860**	1	0.246
20	½	**5400.270**	**351 420 860**	1	0.300
20	¾	**5400.370**	**351 420 861**	1	0.300

d (mm)	GN (inch)	b (mm)	d1 Rp (inch)	d2 (mm)	d3 (mm)	l1 (mm)	l2 (mm)	l3 (mm)	l5 (mm)	z1 (mm)	z2 (mm)	z3 (mm)
12	½	64	½	18	51	109	41	9	57	39	40	21
16	½	64	½	22	51	109	41	9	57	37	45	21
20	½	64	½	29	51	118	41	9	57	44	50	17
20	¾	64	¾	29	51	118	41	9	57	44	50	15



JRG Sanipex Box 90° with extension

- Material: gunmetal, plastic
- Connection: female thread
- Consisting of: box body, box feet, box extension

JRG Sanipex Dose 90° mit Verlängerung

- Werkstoff: Rotguss, Kunststoff
- Anschluss: Innengewinde
- Bestehend aus: Dosenkörper, Dosenfuss, Dosenverlängerung

d (mm)	GN (inch)	JRG Code	GF Code	SP	Weight (kg)
12	½	**5400.075**	**351 412 869**	50	0.228
16	½	**5400.175**	**351 416 869**	50	0.246
20	½	**5400.275**	**351 420 869**	50	0.300

d (mm)	GN (inch)	b (mm)	d1 Rp (inch)	d2 (mm)	d3 (mm)	l1 (mm)	l2 (mm)	l3 (mm)	l5 (mm)	z1 (mm)	z2 (mm)	z3 (mm)
12	½	64	½	18	51	109	41	9	57	39	40	21
16	½	64	½	22	51	109	41	9	57	37	45	21
20	½	64	½	29	51	118	41	9	57	44	50	17

5400



JRG Sanipex Box 90° with thread extension

- Material: gunmetal, plastic
- Connection: female thread
- Consisting of: box body, box feet, box extension

JRG Sanipex Dose 90° mit Gewinde-Verlängerung

- Werkstoff: Rotguss, Kunststoff
- Anschluss: Innengewinde
- Bestehend aus: Dosenkörper, Dosenfuss, Dosenverlängerung

d (mm)	GN (inch)	JRG Code	GF Code	SP	Weight (kg)
12	½	**5400.085**	**351 412 868**	50	0.212
16	½	**5400.185**	**351 416 868**	50	0.234
20	½	**5400.285**	**351 420 868**	50	0.301

d (mm)	GN (inch)	b (mm)	d1 Rp (inch)	d2 (mm)	d3 (mm)	l1 (mm)	l2 (mm)	l3 (mm)	l5 (mm)	z1 (mm)	z2 (mm)	z3 (mm)
12	½	64	½	18	51	109	41	9	57	39	40	21
16	½	64	½	22	51	109	41	9	57	37	45	21
20	½	64	½	29	51	118	41	9	57	44	45	17

5400

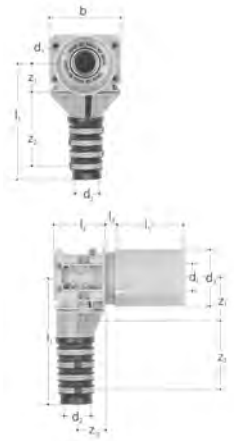

JRG Sanipex PrevPex Box

- Material: gunmetal, plastic
- Connection: female thread
- Consisting of: box body, box foot, fixation clip (d12+d16), screws, bend, cone grip union, extension

JRG Sanipex PrevPex Box

- Werkstoff: Rotguss, Kunststoff
- Anschluss: Innengewinde
- Bestehend aus: Dosenkörper, Dosenfuss, Befestigungsclip (d12+d16), Verschraubungen, Dosenbogen, Schrauben, Verlängerung

d (mm)	GN (inch)	JRG Code	GF Code	SP	Weight (kg)
16	½	**5400.130**	**351 416 865**	50	0.246
20	½	**5400.230**	**351 420 865**	50	0.301

d (mm)	GN (inch)	b (mm)	d1 Rp (inch)	d2 (mm)	d3 (mm)	l1 (mm)	l2 (mm)	l3 (mm)	l5 (mm)	z1 (mm)	z2 (mm)	z3 (mm)
16	½	64	½	22	51	109	41	9	57	37	45	21
20	½	64	½	29	51	118	41	9	57	44	50	17

5401



JRG Sanipex Box straight

- Material: gunmetal, plastic
- Connection: female thread

JRG Sanipex Dose gerade

- Werkstoff: Rotguss, Kunststoff
- Anschluss: Innengewinde

d (mm)	GN (inch)	JRG Code	GF Code	SP	Weight (kg)	d1 Rp (inch)	d2 (mm)	d3 (mm)	l2 (mm)	l3 (mm)	z1 (mm)	z2 (mm)
16	½	**5401.100**	**351 424 301**	15	0.175	½	25	47	92	9	25	45
20	½	**5401.200**	**351 500 601**	15	0.215	½	29	47	68	9	26	30
20	¾	**5401.300**	**351 500 701**	15	0.220	¾	29	47	68	9	26	30

5402

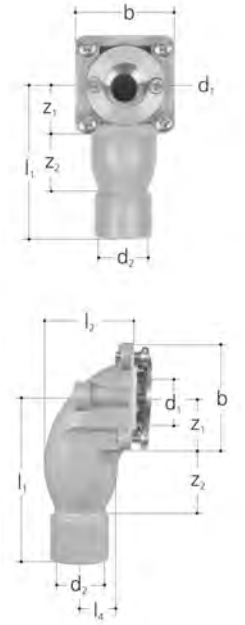

JRG Sanipex Box for concealed cistern

- Material: gunmetal, plastic
- Connection: female thread

JRG Sanipex Dose für UP-Spülkasten

- Werkstoff: Rotguss, Kunststoff
- Anschluss: Innengewinde

d (mm)	GN (inch)	JRG Code	GF Code	SP	Weight (kg)	b (mm)	d1 Rp (inch)	d2 (mm)	l1 (mm)	l2 (mm)	l4 (mm)	z1 (mm)
12	½	**5402.050**	**351 530 501**	1	0.180	50 - 50	½	18	80	43	25	32
16	½	**5402.100**	**351 428 301**	1	0.200	50 - 50	½	25	80	43	25	25

5403

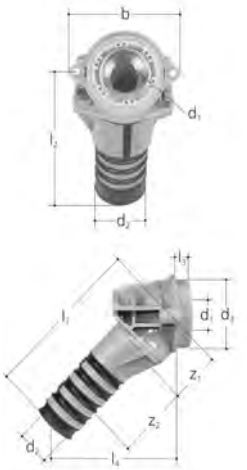

JRG Sanipex Box 45°

- Material: gunmetal, plastic
- Connection: female thread
- Consisting of: box body, box foot, bend, cone grip union

JRG Sanipex Dose 45°

- Werkstoff: Rotguss, Kunststoff
- Anschluss: Innengewinde
- Bestehend aus: Dosenkörper, Dosenfuss, Bördelverschraubungen

d (mm)	GN (inch)	JRG Code	GF Code	SP	Weight (kg)
12	½	**5403.050**	**351 529 901**	15	0.175
16	½	**5403.100**	**351 423 701**	15	0.180
20	½	**5403.200**	**351 500 801**	15	0.250
20	¾	**5403.300**	**351 500 901**	15	0.235

table continued on the next page

d (mm)	GN (inch)	d1 Rp (inch)	d2 (mm)	d3 (mm)	l1 (mm)	l3 (mm)	l4 (mm)	z1 (mm)	z2 (mm)
12	½	½	18	47	111	9	84	34	40
16	½	½	25	47	111	9	84	37	45
20	½	½	29	47	111	9	84	50	50
20	¾	¾	29	47	111	9	84	50	50

5404

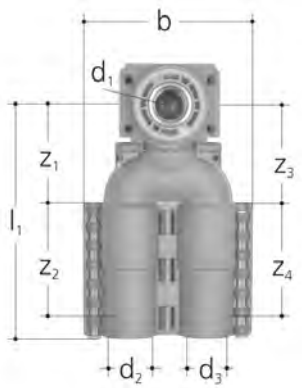

JRG Sanipex Box 2-way 90°

- Material: gunmetal, plastic
- Connection: female thread
- Consisting of: box body, box foot, bend, cone grip union

JRG Sanipex Dose 2-fach 90°

- Werkstoff: Rotguss, Kunststoff
- Anschluss: Innengewinde
- Bestehend aus: Dosenkörper, Dosenfuss, Bördelverschraubungen

d-d (mm)	GN (inch)	JRG Code	GF Code	SP	Weight (kg)
16 - 12	½	**5404.060**	**351 412 762**	10	0.360
16 - 16	½	**5404.100**	**351 416 764**	10	0.395
20 - 16	½	**5404.200**	**351 420 762**	10	0.450
20 - 20	½	**5404.300**	**351 420 764**	10	0.440

d-d (mm)	GN (inch)	b (mm)	d1 Rp (inch)	d2 (mm)	d3 (mm)	d5 (mm)	l1 (mm)	l2 (mm)	l3 (mm)	z1 (mm)	z2 (mm)	z3 (mm)	z4 (mm)	z5 (mm)
16 - 12	½	110	½	25	18	47	148	41	10	66	50	65	50	17
16 - 16	½	110	½	25	25	47	148	41	10	66	50	66	50	17
20 - 16	½	110	½	29	25	47	148	41	10	69	50	66	50	17
20 - 20	½	110	½	29	29	47	148	41	10	69	50	69	50	17

5405



JRG Sanipex Box 3-way 90°

- Material: gunmetal, plastic
- Connection: female thread
- Consisting of: box body, box foot, bend, cone grip union

JRG Sanipex Dose 3-fach 90°

- Werkstoff: Rotguss, Kunststoff
- Anschluss: Innengewinde
- Bestehend aus: Dosenkörper, Dosenfuss, Bördelverschraubungen

d-d-d (mm)	GN (inch)	JRG Code	GF Code	SP	Weight (kg)
16 - 16 - 16	½	**5405.100**	**351 416 766**	5	0.500
16 - 20 - 16	½	**5405.200**	**351 420 766**	5	0.560

d-d-d (mm)	GN (inch)	b (mm)	d1 Rp (inch)	d2 (mm)	d3 (mm)	d4 (mm)	d5 (mm)	l1 (mm)	l2 (mm)	l3 (mm)	l4 (mm)	z1 (mm)	z2 (mm)	z3 (mm)
16 - 16 - 16	½	160	½	25	25	25	47	154	41	10	21	66	50	66
16 - 20 - 16	½	160	½	25	29	25	47	154	41	10	21	69	50	66

d-d-d (mm)	GN (inch)	z4 (mm)	z5 (mm)
16 - 16 - 16	½	50	17
16 - 20 - 16	½	50	17

5412

JRG Sanipex Calor box 90°

- Material: gunmetal, plastic
- Connection: female thread
- Consisting of: box body, box foot, bend, cone grip union

JRG Sanipex Calor Dose 90°

- Werkstoff: Rotguss, Kunststoff
- Anschluss: Innengewinde
- Bestehend aus: Dosenkörper, Dosenfuss, Bördelverschraubungen

d (mm)	GN (inch)	JRG Code	GF Code	SP	Weight (kg)	d1 (mm)	d2 (mm)	l1 (mm)	l2 (mm)	l4 (mm)	z1 (mm)	z2 (mm)
12	½	**5412.012**	**351 523 601**	20	0.160	12	18	108	51	34	35	40
16	½	**5412.016**	**351 448 501**	20	0.182	12	25	108	51	34	33	45

Accessories for boxes
Zubehör für Dosen

5409

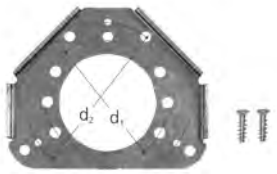

Auxiliary collar for wooden panel

- Material: steel, galvanized
- Consisting of: auxiliary collar, screws

Hilfsring Holzbau

- Werkstoff: Stahl, verzinkt
- Bestehend aus: Hilfsring, Schrauben

d1 (mm)	JRG Code	GF Code	SP	Weight (kg)	d2 (mm)
60	**5409.001**	**351 451 901**	1	0.091	78

5409

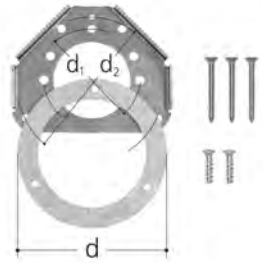

Fixing accessories for dry wall panel

- Material: steel, brass
- Consisting of: auxiliary collar, assembling ring, screws

Befestigungs-Set Gipsbau

- Werkstoff: Stahl, Messing
- Bestehend aus: Hilfsring, Montagering, Schrauben

d (mm)	JRG Code	GF Code	SP	Weight (kg)	d1 (mm)	d2 (mm)
73	**5409.002**	**351 451 902**	1	0.150	60	78

5409

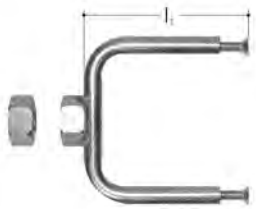

Fixing accessories for double wall

- Descirption: to boxes 45°
- Material: steel, galvanized
- Consisting of: lock nut M12, screws

Befestigungs-Set Vorwand

- Beschreibung: für Dosen 45°
- Werkstoff: Stahl, verzinkt
- Bestehend aus: Kontermutter M12, Schrauben

l1 (mm)	JRG Code	GF Code	SP	Weight (kg)
55	**5409.004**	**351 423 101**	1	0.100

5409



Fixing accessories front wall

- Material: steel, galvanized
- Consisting of: plate with lock nut M12, screws

Befestigungs-Set Vorwand

- Werkstoff: Stahl, verzinkt
- Bestehend aus: Platte mit Kontermutter M12, Schrauben

d (mm)	JRG Code	GF Code	SP	Weight (kg)	l1 (mm)
60	**5409.005**	**351 451 903**	1	0.100	59

5409



Protection cap

- Description: for box installations on shuttering
- Material: plastic

Schutzkappe

- Beschreibung: für Dosenmontage auf Schalung
- Werkstoff: Kunststoff

d (mm)	JRG Code	GF Code	SP	Weight (kg)
52	**5409.006**	**351 423 301**	40	0.005

5409

Fixing accessories for intermediate shuttering

- Material: steel, plastic
- Consisting of: plate with lock nut M12, cross, spacer sleeves, nails

Befestigungs-Set Zwischenschalung

- Werkstoff: Stahl, Kunststoff
- Bestehend aus: Platte mit Kontermutter M12, Kreuz, Distanzhülsen, Nägel

d (mm)	JRG Code	GF Code	SP	Weight (kg)	l1 (mm)
52	**5409.007**	**351 451 904**	1	0.195	59

5409



Noise protection element

- Description: to 4610, 4613, 5415, 5533, 5534
- Material: rubber

Schallschutzelement

- Beschreibung: zu 4610, 4613, 5415, 5533, 5534
- Werkstoff: Gummi

b (mm)	JRG Code	GF Code	SP	Weight (kg)	d1 (mm)	h (mm)	l1 (mm)
61	**5409.010**	**351 515 201**	10	0.011	40	11	44

5409



Noise protection element

- Description: to 4611, 5416
- Material: rubber

Schallschutzelement

- Beschreibung: zu 4611, 5416
- Werkstoff: Gummi

b (mm)	JRG Code	GF Code	SP	Weight (kg)	d1 (mm)	h (mm)	l1 (mm)
49	**5409.011**	**351 515 901**	10	0.010	40	11	54

5409

Sealing gasket

- Description: for fitting connectors and concealed valve sleeves
- Material: rubber

Abdichtungs-Manschette

- Beschreibung: Für Armaturenanschlüsse und UP-Ventilhülsen
- Werkstoff: Gummi

d1 (mm)	JRG Code	GF Code	SP	Weight (kg)	d2 (mm)	h (mm)
26	**5409.012**	**351 516 201**	10	0.008	98	4

5409

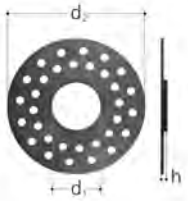

Sealing gasket

- Description: for box extensions and concealed pressure reducing valves
- Material: rubber

Abdichtungs-Manschette

- Beschreibung: für Dosenverlängerungen und UP-Druckreduzierventile
- Werkstoff: Gummi

d1 (mm)	JRG Code	GF Code	SP	Weight (kg)	d2 (mm)	h (mm)
44	**5409.020**	**351 564 202**	50	0.004	125	4

5409



boxextension

- Description: for JRG Sanipex boxes straight- and 45˚, JRG Sanipex MT boxes, iFIT boxes, INSTAFLEX boxes and multiple boxes
- Material: plastic

Dosenverlängerung

- Beschreibung: für JRG Sanipex Dosen gerade- und 45˚, JRG Sanipex MT Dosen, iFIT Dosen, INSTAFLEX Dosen und alle Mehrfachdosen
- Werkstoff: Kunststoff

d Rp (inch)	JRG Code	GF Code	SP	Weight (kg)	d1 (mm)	d2 (mm)	l (mm)	l1 (mm)
½	**5409.060**	**351 564 102**	10	0.018	43	47.0	66	56
¾	**5409.062**	**351 564 103**	10	0.018	43	47.0	66	56

5409

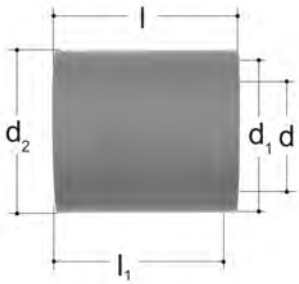

boxextension

- Description: for boxes with boxextension
- Material: plastic

Dosenverlängerung

- Beschreibung: für Dosen mit Dosenverlängerung
- Werkstoff: Kunststoff

d Rp (inch)	JRG Code	GF Code	SP	Weight (kg)	d1 (mm)	d2 (mm)	l (mm)	l1 (mm)
½ - ¾	**5409.070**	**351 414 929**	10	0.015	43	51.0	66	56

5409



Threaded Extension

- Description: for boxes with boxextension
- Material: plastic

Gewinde-Dosenverlängerung

- Beschreibung: für Dosen mit Dosenverlängerung
- Werkstoff: Kunststoff

d Rp (inch)	JRG Code	GF Code	SP	Weight (kg)	d1 (mm)	d2 (mm)	l (mm)	l1 (mm)
½ - ¾	**5409.080**	**351 414 840**	10	0.018	43	51.0	66	56

5409

Fixing ring, big

- Description: to 5409.080
- Material: plastic

Fixierring, gross

- Beschreibung: zu 5409.080
- Werkstoff: Kunststoff

JRG Code	GF Code	SP	Weight (kg)	l (mm)	d (mm)
5409.090	**351 414 845**	10	0.011	92	50

5409

Fixing ring, small

- Description: to 5409.080
- Material: plastic

Fixierring, klein

- Beschreibung: zu 5409.080
- Werkstoff: Kunststoff

JRG Code	GF Code	SP	Weight (kg)	l (mm)	d (mm)
5409.095	**351 414 846**	10	0.011	68	50

5409

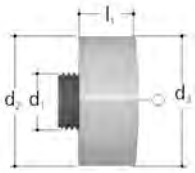

Protection plug box

- Material: plastic

Schutz- und Abpressstopfen Dose

- Werkstoff: Kunststoff

GN (inch)	JRG Code	GF Code	SP	Weight (kg)	d1 G (inch)	d2 (mm)	d3 (mm)	l (mm)	l1 (mm)	⬡
½	**5409.120**	**351 424 801**	15	0.016	½	46	47	20	20	10
¾	**5409.220**	**351 424 701**	15	0.016	¾	46	47	20	20	10

5409

Protection and pressure plug

- Material: plastic

Schutz- und Abpressstopfen

- Werkstoff: Kunststoff

GN (inch)	JRG Code	GF Code	SP	Weight (kg)	d1 G (inch)	d2 (mm)	d3 (mm)	l (mm)	l1 (mm)	⬡
½	**5409.145**	**351 424 802**	15	0.020	½	35	38	45	45	10
¾	**5409.245**	**351 424 702**	15	0.020	¾	35	38	45	45	10

5790

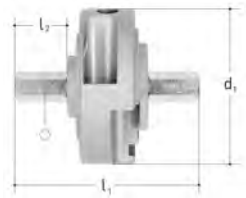

Milling cutter for box extensions

- Description: two sides for use with all box types and drain sets from the splash watertight concealed cabinets
- Material: aluminium
- Connection: hexagon socket for use in cordless screwdrivers

Dosenfräser

- Description: two sides for use with all box types and drain sets from the splash watertight concealed cabinets
- Werkstoff: Aluminium
- Anschluss: sechskant Aufnahme zur Verwendung in Akkuschraubern

d (inch)	JRG Code	Weight (kg)	GF Code	SP	d1 (mm)	l1 (mm)	l2 (mm)	⬡ (mm)
	5790.015	0.196	**351 425 202**	1	63	74	21	11

5790

Turn up device

- Description: for fixation rings
- Material: aluminium
- Connection: square adapter for torque wrench (max. 7 Nm)

Aufdrehwerkzeug

- Beschreibung: für Fixierringe
- Werkstoff: Aluminium
- Anschluss: vierkant Aufnahme für Drehmomentschlüssel (max. 7 Nm)

d (inch)	JRG Code	SP	Weight (kg)	GF Code	d1 (mm)	d2 (mm)	l1 (mm)
3/8"	**5790.020**	1	0.285	**351 414 950**	80	60	70

5790

Centering tool

- Material: brass

Zentrierhilfe

- Werkstoff: Messing

d (inch)	JRG Code	SP	Weight (kg)	GF Code	d1 (mm)	d2 (mm)	l1 (mm)
1/2"	**5790.025**	1	0.135	**351 414 951**	22	8	48

5409

Protection plug

- Material: brass, plastic

Abpressstopfen

- Werkstoff: Messing, Kunststoff

GN (inch)	JRG Code	GF Code	SP	Weight (kg)	d (mm)	l (mm)
½	**5409.030**	**355 564 112**	10	0.051	33	70

5409

Sealing sleeve

- Material: rubber

Tropfhülse

- Werkstoff: Gummi

d (mm)	JRG Code	SP	GF Code	Weight (kg)	d1 (mm)	l (mm)
17	**5409.040**	1	**351 516 205**	0.015	39	65

5409



Sealing gasket

- Description: 5409.045 for fitting connectors and concealed valve sleeves / 5409.050 for box extensions and concealed pressure reducing valves
- Material: rubber

Abdichtungs-Manschette

- Beschreibung: 5409.045 für Armaturenanschlüsse und UP-Ventilhülsen / 5409.050 für Dosenverlängerungen und UP-Druckreduzierventile
- Werkstoff: Gummi

JRG Code	GF Code	SP	Weight (kg)	l (mm)	Ø (mm)
5409.045	**351 516 203**	25	0.012	120	20
5409.050	**351 516 204**	25	0.034	200	30

Fitting connectors
Armaturenanschlüsse

5414

Fitting connector

- Material: gunmetal
- Connection: female thread, cone grip union

Armaturenanschluss

- Werkstoff: Rotguss
- Anschluss: Innengewinde, Bördelverschraubung

d (mm)	GN (inch)	JRG Code	GF Code	SP	Weight (kg)	d2 Rp (inch)	l (mm)	l1 (mm)	l2 (mm)	l3 (mm)	l4 (mm)	z1 (mm)
16	½	**5414.090**	**351 420 510**	1	0.320	½	90	43	90	60	15	26
16	½	**5414.130**	**351 420 502**	1	0.400	½	130	43	130	100	15	26
16	½	**5414.150**	**351 420 501**	1	0.430	½	150	43	150	120	15	26

5415

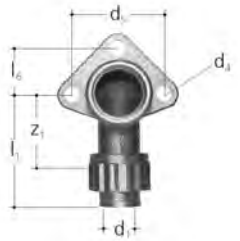

Fitting connector, single

- Material: gunmetal
- Connection: female thread, cone grip union

Armaturenanschluss, einfach

- Werkstoff: Rotguss
- Anschluss: Innengewinde, Bördelverschraubung

d (mm)	GN (inch)	JRG Code	GF Code	SP	Weight (kg)
12	½	**5415.010**	**351 534 901**	1	0.180
16	½	**5415.050**	**351 497 601**	1	0.220
20	½	**5415.058**	**351 534 807**	1	0.240
16	½	**5415.080**	**351 497 701**	1	0.260
16	½	**5415.095**	**351 477 901**	1	0.290
20	½	**5415.098**	**351 534 806**	1	0.370

d (mm)	GN (inch)	d1 (mm)	d3 Rp (inch)	d4 (mm)	d5 (mm)	l (mm)	l1 (mm)	l3 (mm)	l4 (mm)	l5 (mm)	l6 (mm)	z1 (mm)
12	½	12	½	6	40	50	45	33	17	25	20	34
16	½	16	½	6	40	50	49	33	17	25	20	33
20	½	20	½	6	40	50	50	35	17	25	20	33
16	½	16	½	6	40	80	49	63	17	43	20	33
16	½	16	½	6	40	95	49	78	17	58	20	33
20	½	20	½	6	40	95	50	78	17	58	20	33

5416

Fitting connector, double

- Material: gunmetal
- Connection: female thread, cone grip unions

Armaturenanschluss, doppelt

- Werkstoff: Rotguss
- Anschluss: Innengewinde, Bördelverschraubungen

d-d (mm)	GN (inch)	JRG Code	GF Code	SP	Weight (kg)
12 - 12	½	**5416.010**	**351 551 601**	1	0.250
16 - 12	½	**5416.020**	**351 536 501**	1	0.290
16 - 16	½	**5416.050**	**351 497 801**	1	0.330
20 - 16	½	**5416.055**	**351 485 915**	1	0.400
20 - 20	½	**5416.060**	**351 485 810**	1	0.470
16 - 16	½	**5416.080**	**351 497 901**	1	0.370
16 - 16	½	**5416.095**	**351 485 801**	1	0.410

d-d (mm)	GN (inch)	d3 Rp (inch)	d4 (mm)	d5 (mm)	d6 (mm)	l (mm)	l1 (mm)	l2 (mm)	l3 (mm)	l4 (mm)	l5 (mm)	l6 (mm)	z1 (mm)	z2 (mm)
12 - 12	½	½	6	28	40	50	46	46	33	17	25	40	33	33
16 - 12	½	½	6	28	40	50	46	50	33	17	25	40	33	32
16 - 16	½	½	6	28	40	50	50	50	33	17	25	40	32	32
20 - 16	½	¾	6	28	40	50	53	58	33	17	25	44	36	36
20 - 20	½	½	6	28	40	50	58	58	35	19	22	50	36	36
16 - 16	½	½	6	28	40	80	50	50	63	17	43	40	32	32
16 - 16	½	½	6	28	40	95	50	50	78	17	58	40	32	32

5417

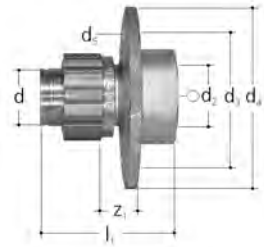

Fitting connector, straight

- Material: gunmetal
- Connection: female thread, cone grip union

Armaturenanschluss, gerade

- Werkstoff: Rotguss
- Anschluss: Innengewinde, Bördelverschraubung

d (mm)	GN (inch)	JRG Code	GF Code	SP	Weight (kg)	d2 Rp (inch)	d3 (mm)	d4 (mm)	d5 (mm)	l1 (mm)	z1 (mm)	⬡
16	½	**5417.000**	**351 413 001**	1	0.160	½	40	55	6	46	46	27

Distributors
Verteiler

5418

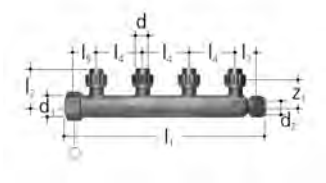

Distributor 4-way

- Description: max. 16 LU
- Material: gunmetal
- Connection: inlet female thread, outlet cone grip unions

Verteiler 4-fach

- Beschreibung: max. 16 LU
- Werkstoff: Rotguss
- Anschluss: Eingang Innengewinde, Abgang Bördelverschraubung

d (mm)	Size (inch)	JRG Code	GF Code	SP	Weight (kg)
16	¾	**5418.416**	**355 618 102**	1	0.670

d (mm)	d1 Rp (inch)	d2	l1 (mm)	l2 (mm)	l3 (mm)	l4 (mm)	l5 (mm)	z1 (mm)	⬡
16	¾	M 22x1.5	239	46	21	55	31	29	32

5419



Distributor 1-way, double

- Description: max. 24 LU
- Material: gunmetal
- Connection: male thread, cone grip unions

Verteiler 1-fach, doppelt

- Beschreibung: max. 24 LU
- Werkstoff: Rotguss
- Anschluss: Aussengewinde, Bördelverschraubungen

d (mm)	Size (inch)	JRG Code	GF Code	SP	Weight (kg)	d1 G (inch)	l1 (mm)	l2 (mm)	l3 (mm)	l5 (mm)	z1 (mm)	⬡
12	1	**5419.112**	**351 523 004**	1	0.230	1	55	43	24	31	31	37
16	1	**5419.116**	**351 415 404**	1	0.270	1	55	46	24	31	29	37

5419

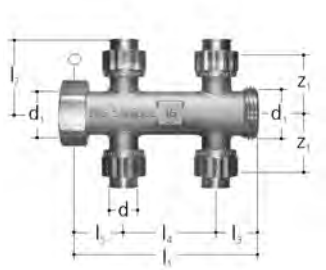

Distributor 2-way, double

- Description: max. 24 LU
- Material: gunmetal
- Connection: male thread, cone grip unions

Verteiler 2-fach, doppelt

- Beschreibung: max. 24 LU
- Werkstoff: Rotguss
- Anschluss: Aussengewinde, Bördelverschraubungen

d (mm)	Size (inch)	JRG Code	GF Code	SP	Weight (kg)
12	1	**5419.212**	**351 523 210**	1	0.390
16	1	**5419.216**	**351 562 101**	1	0.490

table continued on the next page

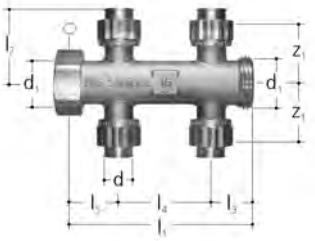

d (mm)	d1 G (inch)	l1 (mm)	l2 (mm)	l3 (mm)	l4 (mm)	l5 (mm)	z1 (mm)	⬡
12	1	110	43	24	55	31	30	37
16	1	110	46	24	55	31	29	37

5420



Distributor 1-way

- Description: max. 24 LU
- Material: gunmetal
- Connection: male thread, cone grip union

Verteiler 1-fach

- Beschreibung: max. 24 LU
- Werkstoff: Rotguss
- Anschluss: Aussengewinde, Bördelverschraubung

d (mm)	Size (inch)	JRG Code	GF Code	SP	Weight (kg)	d1 G (inch)	l1 (mm)	l2 (mm)	l3 (mm)	l5 (mm)	z1 (mm)	⬡
12	1	**5420.012**	**351 523 001**	1	0.190	1	55	43	24	31	31	37
16	1	**5420.016**	**351 415 401**	1	0.210	1	55	46	24	31	29	37
20	1	**5420.020**	**351 501 201**	1	0.270	1	55	58	24	31	35	37

5421

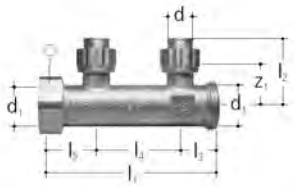

Distributor 2-way

- Description: max. 24 LU
- Material: gunmetal
- Connection: male thread, cone grip unions

Verteiler 2-fach

- Beschreibung: max. 24 LU
- Werkstoff: Rotguss
- Anschluss: Aussengewinde, Bördelverschraubungen

d (mm)	Size (inch)	JRG Code	GF Code	SP	Weight (kg)
12	1	**5421.012**	**351 523 201**	1	0.326
16	1	**5421.016**	**351 415 601**	1	0.370
20	1	**5421.020**	**351 501 301**	1	0.480

d (mm)	d1 G (inch)	l1 (mm)	l2 (mm)	l3 (mm)	l4 (mm)	l5 (mm)	z1 (mm)	⬡
12	1	110	43	24	55	31	31	37
16	1	110	46	24	55	31	29	37
20	1	110	58	24	55	31	35	37

5422

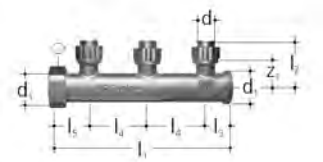

Distributor 3-way

- Description: max. 24 LU
- Material: gunmetal
- Connection: male thread, cone grip unions

Verteiler 3-fach

- Beschreibung: max. 24 LU
- Werkstoff: Rotguss
- Anschluss: Aussengewinde, Bördelverschraubungen

d (mm)	Size (inch)	JRG Code	GF Code	SP	Weight (kg)
12	1	**5422.012**	**351 523 401**	1	0.448
16	1	**5422.016**	**351 415 801**	1	0.540
20	1	**5422.020**	**351 501 401**	1	0.660

d (mm)	d1 G (inch)	l1 (mm)	l2 (mm)	l3 (mm)	l4 (mm)	l5 (mm)	z1 (mm)	⬡
12	1	165	43	24	55	31	31	37
16	1	165	46	24	55	31	29	37
20	1	165	58	24	55	31	35	37

5423

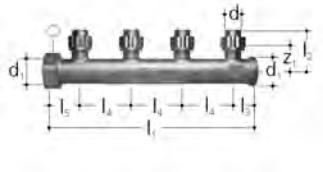

Distributor 4-way

- Description: max. 24 LU
- Material: gunmetal
- Connection: male thread, cone grip unions

Verteiler 4-fach

- Beschreibung: max. 24 LU
- Werkstoff: Rotguss
- Anschluss: Aussengewinde, Bördelverschraubungen

d (mm)	Size (inch)	JRG Code	GF Code	SP	Weight (kg)
16	1	**5423.016**	**351 416 001**	1	0.680

d (mm)	d1 G (inch)	l1 (mm)	l2 (mm)	l3 (mm)	l4 (mm)	l5 (mm)	z1 (mm)	⬡
16	1	220	46	24	55	31	29	37

5424

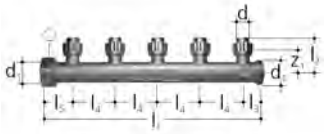

Distributor 5-way

- Description: max. 24 LU
- Material: gunmetal
- Connection: male thread, cone grip unions

Verteiler 5-fach

- Beschreibung: max. 24 LU
- Werkstoff: Rotguss
- Anschluss: Aussengewinde, Bördelverschraubungen

d (mm)	Size (inch)	JRG Code	GF Code	SP	Weight (kg)
16	1	**5424.016**	**351 434 101**	1	0.850

d (mm)	d1 G (inch)	l1 (mm)	l2 (mm)	l3 (mm)	l4 (mm)	l5 (mm)	z1 (mm)	⬡
16	1	275	46	24	55	31	29	37

5425

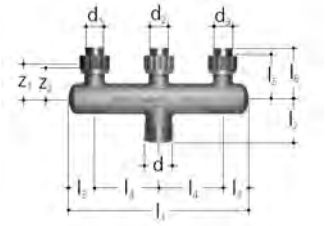

Distributor 3-way, concealed

- Description: max. 16 LU
- Material: gunmetal
- Connection: male thread, cone grip unions

UP-Verteiler 3-fach

- Beschreibung: max. 16 LU
- Werkstoff: Rotguss
- Anschluss: Aussengewinde, Bördelverschraubungen

d-d-d (mm)	d R (inch)	GN (inch)	d (mm)	Size (inch)	JRG Code	GF Code	SP	Weight (kg)
12 - 16 - 12	¾	¾	12	¾	**5425.010**	**351 550 401**	1	0.470
12 - 16 - 16	¾	¾	12	¾	**5425.020**	**351 550 201**	1	0.460
16 - 16 - 16	¾	¾	16	¾	**5425.050**	**351 519 101**	1	0.510

d-d-d (mm)	d R (inch)	GN (inch)	d1 (mm)	d2 (mm)	d3 (mm)	l1 (mm)	l2 (mm)	l3 (mm)	l4 (mm)	l5 (mm)	l6 (mm)	z1 (mm)	z2 (mm)
12 - 16 - 12	¾	¾	12	16	12	155	37	23	55	43	46	30	29
12 - 16 - 16	¾	¾	12	16	16	155	37	23	55	43	46	30	29
16 - 16 - 16	¾	¾	16	16	16	155	37	23	55		46		29

5425

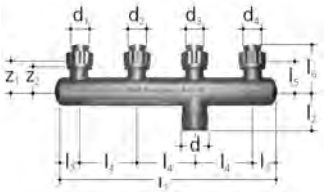

Distributor 4-way, concealed

- Description: max. 16 LU
- Material: gunmetal
- Connection: male thread, cone grip unions

UP-Verteiler 4-fach

- Beschreibung: max. 16 LU
- Werkstoff: Rotguss
- Anschluss: Aussengewinde, Bördelverschraubungen

d-d-d-d (mm)	d R (inch)	GN (inch)	d (mm)	Size (inch)	JRG Code	GF Code	SP	Weight (kg)
12 - 16 - 16 - 12	¾	¾	12	¾	**5425.070**	**351 550 601**	1	0.600
12 - 16 - 16 - 16	¾	¾	12	¾	**5425.080**	**351 550 801**	1	0.610
16 - 16 - 16 - 16	¾	¾	16	¾	**5425.100**	**351 498 001**	1	0.670
16 - 16 - 20 - 16	¾	¾	20	¾	**5425.200**	**351 501 501**	1	0.680

table continued on the next page

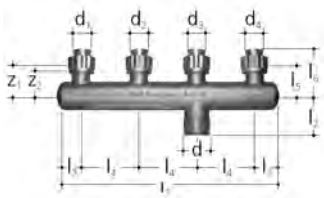

d-d-d-d (mm)	d R (inch)	GN (inch)	d1 (mm)	d2 (mm)	d3 (mm)	d4 (mm)	l1 (mm)	l2 (mm)	l3 (mm)	l4 (mm)	l5 (mm)	l6 (mm)	z1 (mm)
12 - 16 - 16 - 12	¾	¾	12	16	16	12	210	37	23	55	43	46	
12 - 16 - 16 - 16	¾	¾	12	16	16	16	210	37	23	55	43	46	
16 - 16 - 16 - 16	¾	¾	16	16	16	16	210	37	23	55		46	
16 - 16 - 20 - 16	¾	¾	16	16	20	16	210	37	23	55		57	35

d-d-d-d (mm)	d R (inch)	GN (inch)	z2 (mm)	z3 (mm)
12 - 16 - 16 - 12	¾	¾	30	29
12 - 16 - 16 - 16	¾	¾	30	29
16 - 16 - 16 - 16	¾	¾	29	29
16 - 16 - 20 - 16	¾	¾	29	29

5427



Distributor 2-way, concealed

- Description: max. 16 LU
- Material: gunmetal
- Connection: female thread, male thread, cone grip unions

UP-Verteiler 2-fach

- Beschreibung: max. 16 LU
- Werkstoff: Rotguss
- Anschluss: Innengewinde, Aussengewinde, Bördelverschraubungen

d (mm)	Size (inch)	JRG Code	GF Code	SP	Weight (kg)
16	¾	**5427.216**	**351 538 402**	1	0.380
20	¾	**5427.220**	**351 538 406**	1	0.460

d (mm)	d1 R (inch)	d2 Rp (inch)	l1 (mm)	l2 (mm)	l3 (mm)	l4 (mm)	l5 (mm)	z1 (mm)	M
16	¾	¾	124	46	34	55	35	29	32
20	¾	¾	124	57	34	55	35	41	32

5427

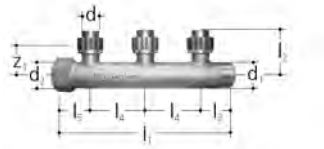

Distributor 3-way, concealed

- Description: max. 16 LU
- Material: gunmetal
- Connection: female thread, male thread, cone grip unions

UP-Verteiler 3-fach

- Beschreibung: max. 16 LU
- Werkstoff: Rotguss
- Anschluss: Innengewinde, Aussengewinde, Bördelverschraubungen

d (mm)	Size (inch)	JRG Code	GF Code	SP	Weight (kg)
16	¾	**5427.316**	**351 538 502**	1	0.540
20	¾	**5427.320**	**351 538 505**	1	0.675

d (mm)	d1 R (inch)	d2 Rp (inch)	l1 (mm)	l2 (mm)	l3 (mm)	l4 (mm)	l5 (mm)	z1 (mm)	M
16	¾	¾	179	46	34	55	35	29	32
20	¾	¾	179	57	34	55	35	41	32

Accessories for distributors
Zubehör für Verteiler

5427

Cap for distributor

- Description: to 5427
- Material: gunmetal
- Connection: female thread

Kappe für Verteiler

- Beschreibung: zu 5427
- Werkstoff: Rotguss
- Anschluss: Innengewinde

d Rp (inch)	GN (inch)	JRG Code	GF Code	SP	Weight (kg)	l1 (mm)	l2 (mm)	⬡
¾	¾	**5427.090**	**351 538 602**	5	0.100	24	19	32

5427

Plug for distributor

- Description: to 5427
- Material: gunmetal
- Connection: male thread

Stopfen für Verteiler

- Beschreibung: zu 5427
- Werkstoff: Rotguss
- Anschluss: Aussengewinde

d Rp (inch)	GN (inch)	JRG Code	GF Code	SP	Weight (kg)	l1 (mm)	l2 (mm)	l3 (mm)	⬡
¾	¾	**5427.092**	**351 538 702**	5	0.075	28	18	10	32

5428

Cross for distributor

- Material: gunmetal
- Connection: female thread, male thread, cone grip union

Kreuz für Verteiler

- Werkstoff: Rotguss
- Anschluss: Innengewinde, Aussengewinde, Bördelverschraubungen

d (mm)	GN (inch)	JRG Code	GF Code	SP	Weight (kg)
16	1	**5428.216**	**351 416 201**	1	0.270
20	1	**5428.220**	**351 501 801**	1	0.336

d (mm)	GN (inch)	d1 R (inch)	d2 G (inch)	d3 (mm)	l1 (mm)	l2 (mm)	l3 (mm)	l4 (mm)	z1 (mm)	⬡
16	1	1	1	16	48	50	46	24	29	39
20	1	1	1	20	48	50	58	24	35	39

5430

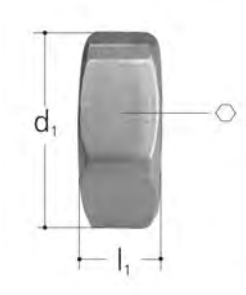

Cap for distributor

- Description: to 5420 - 5424
- Material: brass
- Connection: female thread

Kappe für Verteiler

- Beschreibung: zu 5420 - 5424
- Werkstoff: Messing
- Anschluss: Innengewinde

GN (inch)	JRG Code	GF Code	SP	Weight (kg)	d1 G (inch)	l1 (mm)	⬡ (mm)
1	**5430.000**	**355 422 501**	5	0.060	1	9	37

5431

Distribution set

- Description: to heating-distributor, valve with hose coupling for aeration and draining, 360° rotatable
- Material: brass
- Connection: female thread

Verteiler-Set

- Beschreibung: für Heizungsverteiler, Ventil mit Schlauchanschluss für Entlüftung und Entleerung, 360° drehbar
- Werkstoff: Messing
- Anschluss: Innengewinde

GN (mm)	JRG Code	GF Code	SP	Weight (kg)	d1 G (inch)	d2 G (inch)	l1 (mm)	l2 (mm)	z1 (mm)	⬡	□
1	**5431.100**	**351 564 502**	2	0.200	1	¾	9	52	25	32	5

5433

Plug for distributor

- Description: to 5420 - 5424
- Material: gunmetal
- Connection: male thread

Stopfen für Verteiler

- Beschreibung: zu 5420 - 5424
- Werkstoff: Rotguss
- Anschluss: Aussengewinde

d1 G (inch)	JRG Code	GF Code	SP	Weight (kg)	l1 (mm)	⬡
1	**5433.000**	**355 441 101**	5	0.120	11	37

5435

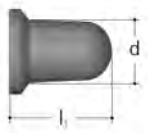

Cap

- Material: plastic

Kappe

- Werkstoff: Kunststoff

d (mm)	JRG Code	GF Code	SP	Weight (kg)	l1 (mm)
12	**5435.012**	**351 518 501**	5	0.002	15
16	**5435.016**	**351 447 901**	5	0.004	23
20	**5435.020**	**351 448 001**	5	0.008	30
25	**5435.025**	**351 514 301**	5	0.014	36
32	**5435.032**	**351 514 401**	5	0.025	42

5436

Plug

- Material: gunmetal

Stopfen

- Werkstoff: Rotguss

d (mm)	JRG Code	GF Code	SP	Weight (kg)	d1	⬡
25	**5436.025**	**351 484 202**	1	0.140	M34x2	27
32	**5436.032**	**351 484 302**	1	0.220	M42x2	32

5436

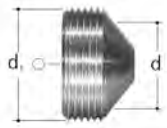

Plug

- Material: gunmetal

Stopfen

- Werkstoff: Rotguss

d (mm)	JRG Code	GF Code	SP	Weight (kg)	d1	⬡
12	**5436.012**	**355 621 001**	5	0.014	M17x1.25	8
16	**5436.016**	**351 413 102**	5	0.026	M22x1.5	10
20	**5436.020**	**351 428 402**	5	0.055	M27x1.5	10

Valves
Armaturen

5437



Stop cock

- Material: gunmetal
- Connection: flange, cone grip unions

Absperrhahn

- Werkstoff: Rotguss
- Anschluss: Flange, Bördelverschraubung

d (mm)	JRG Code	GF Code	SP	Weight (kg)	d3 (mm)	l1 (mm)	l2 (mm)	l3 (mm)	z1 (mm)
12	**5437.012**	**351 537 301**	1	0.225	50	70	27	17	23

5437

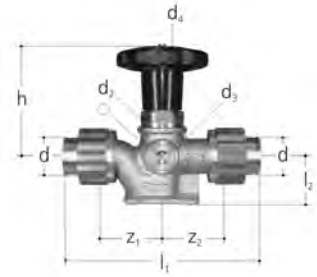

JRG LegioStop Shut-off valve, PN 16

- Temperature: max. 90°C
- Material: gunmetal, stainless steel, EPDM, plastic
- Closure plug 5149, Top 5395, Drain valve 7301.080

JRG LegioStop Absperrventil, PN 16

- Temperatur: max. 90°C
- Werkstoff: Rotguss, Chromnickelstahl, EPDM, Kunststoff
- Verschlusszapfen 5149, Oberteil 5395, Entleerventil 7301.080

d (mm)	JRG Code	GF Code	SP	Weight (kg)	d2 G (inch)	d3 Rp (inch)	d4 (mm)	h (mm)	l1 (mm)	l2 (mm)	z1 (mm)	⬡
16	**5437.516**	**351 566 301**	1	0.390	½	¼	53	68	102	17	34	6
20	**5437.520**	**351 566 401**	1	0.460	½	¼	53	62	118	25	36	6

5438



Stop cock

- Material: gunmetal
- Connection: inlet male thread, outlet loose nut

Absperrhahn

- Werkstoff: Rotguss
- Anschluss: Eingang Aussengewinde, Ausgang lose Mutter

d (mm)	JRG Code	GF Code	SP	Weight (kg)	d2	d3 (mm)	l1 (mm)	l2 (mm)	z1 (mm)	z2 (mm)
12	**5438.012**	**351 537 401**	1	0.180	M17x1.25	50	48	27	23	23

5438

JRG LegioStop Shut-off valve, PN 16

- Temperature: max. 90°C
- Material: gunmetal, stainless steel, EPDM, plastic
- Connection: inlet male thread, outlet loose nut
- Closure plug 5149, Top 5395, Drain valve 7301.080

JRG LegioStop Absperrventil, PN 16

- Temperatur: max. 90°C
- Werkstoff: Rotguss, Chromnickelstahl, EPDM, Kunststoff
- Anschluss: Eingang Aussengewinde, Ausgang lose Mutter
- Verschlusszapfen 5149, Oberteil 5395, Entleerventil 7301.080

d (mm)	JRG Code	GF Code	SP	Weight (kg)
16	**5438.516**	**351 566 501**	1	0.285

d (mm)	d1	d2 G (inch)	d3 Rp (inch)	d4 (mm)	h (mm)	l (mm)	z1 (mm)	z2 (mm)	⬡
16	M22x1.5	½	¼	53	70	55	27	24	6

5439

JRG LegioStop Y-type valve, PN 16

- Temperature: max. 90°C
- Material: gunmetal, stainless steel, EPDM, plastic
- Connection: inlet male thread, outlet loose nut
- Closure plug 5149, Top 5290, Drain valve 7301.080

JRG LegioStop Schrägsitzventil, PN 16

- Temperatur: max. 90°C
- Werkstoff: Rotguss, Chromnickelstahl, EPDM, Kunststoff
- Anschluss: Eingang Aussengewinde, Ausgang lose Mutter
- Verschlusszapfen 5149, Oberteil 5395, Entleerventil 7301.080

d (mm)	JRG Code	GF Code	SP	Weight (kg)
16	**5439.516**	**351 566 701**	1	0.350
20	**5439.520**	**351 566 801**	1	0.430

d (mm)	d1 (mm)	d2 G (inch)	d3 Rp (inch)	d4 (mm)	h (mm)	l1 (mm)	l2 (mm)	l3 (mm)	z1 (mm)	z2 (mm)	⬡
16	16	½	¼	53	87	75	35	85	48	23	6
20	20	½	¼	53	87	95	27	81	55	35	6

5440

JRG LegioStop Distributor shut-off valve, PN 16

- Temperature: max. 90°C
- Material: gunmetal, stainless steel, EPDM, plastic
- Connection: male thread
- Top 5395 / to 4640, 5419 - 5424, 5455

JRG LegioStop Verteiler Absperrventil, PN 16

- Temperatur: max. 90°C
- Werkstoff: Rotguss, Chromnickelstahl, EPDM, Kunststoff
- Anschluss: Aussengewinde
- Oberteil 5395 / zu 4640, 5419 - 5424, 5455

d (mm)	GN (inch)	JRG Code	GF Code	SP	Weight (kg)
25	¾	**5440.510**	**351 566 601**	1	0.560

d (mm)	GN (inch)	d2 G (inch)	d4 (mm)	d5 G (inch)	h (mm)	l1 (mm)	l2 (mm)	z1 (mm)	⬡
25	¾	¾	53	1	79	105	31	45	27

5441

JRG LegioStop Distributor shut-off valve, PN 16

- Temperature: max. 90°C
- Material: gunmetal, stainless steel, EPDM, plastic
- Connection: male thread
- Top 5395 / to 4640, 5419 - 5424, 5455

JRG LegioStop Verteiler Absperrventil, PN 16

- Temperatur: max. 90°C
- Werkstoff: Rotguss, Chromnickelstahl, EPDM, Kunststoff
- Anschluss: Aussengewinde
- Oberteil 5395 / zu 4640, 5419 - 5424, 5455

GN (inch)	JRG Code	GF Code	SP	Weight (kg)	d1 G (inch)	d2 G (inch)	d4 (mm)	h (mm)	l1 (mm)	l2 (mm)	l3 (mm)	⬡
¾	**5441.510**	**355 642 001**	1	0.400	1	¾	53	79	74	42	32	27

5442

JRG LegioStop Distributor shut-off valve, PN 16

- Temperature: max. 90°C
- Material: gunmetal, stainless steel, EPDM, plastic
- Connection: female thread, male thread
- Top 5395 / to 4640, 5419 - 5424, 5455

JRG LegioStop Verteiler Absperrventil, PN 16

- Temperatur: max. 90°C
- Werkstoff: Rotguss, Chromnickelstahl, EPDM, Kunststoff
- Anschluss: Innengewinde, Aussengewinde
- Oberteil 5395 / zu 4640, 5419 - 5424, 5455

GN (inch)	JRG Code	GF Code	SP	Weight (kg)
¾	**5442.510**	**355 642 101**	1	0.440

GN (inch)	d1 Rp (inch)	d2 G (inch)	d4 (mm)	d5 G (inch)	h (mm)	l1 (mm)	l2 (mm)	z1 (mm)	⬡
¾	¾	¾	53	1	79	71	34	23	32

5444

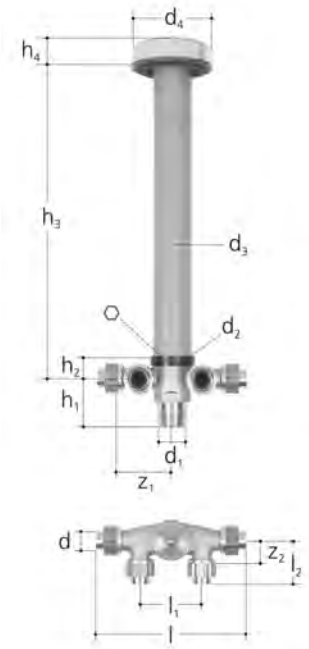

JRG LegioStop Concealed straight seat valve for distribution 4-way, PN 10

- Description: max. 16 LU
- Temperature: max. 90°C
- Material: gunmetal, stainless steel, EPDM, plastic
- Connection: JRG Sanipex
- Front fixing set 5929.002

JRG LegioStop Unterputz-Geradsitz-Verteilventil 4-fach, PN 10

- Beschreibung: max. 16 LU
- Temperatur: max. 90°C
- Werkstoff: Rotguss, Chromnickelstahl, EPDM, Kunststoff
- Anschluss: JRG Sanipex
- Befestigungsset vorne 5929.002

d (mm)	GN (inch)	JRG Code	GF Code	SP	Weight (kg)
16	¾	**5444.000**	**351 062 020**	1	0.725

d (mm)	GN (inch)	d1 R (inch)	d2 (mm)	d3 (mm)	d4 (mm)	h1 (mm)	h2 (mm)	h3 (mm)	h4 (mm)	l (mm)	l1 (mm)	l2 (mm)	z1 (mm)	z2 (mm)	⬡
16	¾	¾	39	34	71	43	19	35 - 265	24	136	55	41	51	24	18

5444

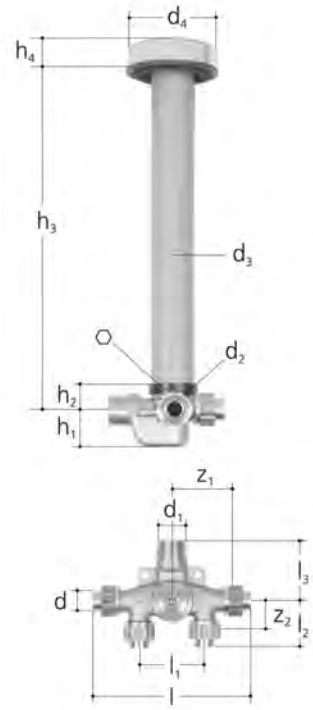

JRG LegioStop Concealed straight seat valve for distribution 4-way, PN 10

- Description: max. 16 LU
- Temperature: max. 90°C
- Material: gunmetal, brass, EPDM, plastic
- Connection: JRG Sanipex
- Front fixing set 5929.002

JRG LegioStop Unterputz-Geradsitz-Verteilventil 4-fach, PN 10

- Beschreibung: max. 16 LU
- Temperatur: max. 90°C
- Werkstoff: Rotguss, Messing, EPDM, Kunststoff
- Anschluss: JRG Sanipex
- Befestigungsset vorne 5929.002

d (mm)	GN (inch)	JRG Code	GF Code	SP	Weight (kg)
16	¾	**5444.002**	**351 062 022**	1	0.780

d (mm)	GN (inch)	d1 R (inch)	d2 (mm)	d3 (mm)	d4 (mm)	h1 (mm)	h2 (mm)	h3 (mm)	h4 (mm)	l (mm)	l1 (mm)	l2 (mm)	l3 (mm)	z1 (mm)	z2 (mm)
16	¾	¾	39	34	71	30	21	35 - 265	24	136	55	41	51	51	24

d (mm)	GN (inch)	⬡
16	¾	18

5445

JRG LegioStop Quadruple distribution valve, PN 16

- Description: max. 16 LU
- Temperature: max. 90°C
- Material: gunmetal, brass, EPDM, plastic
- Top 5395

JRG LegioStop Verteilventil 4-fach, PN 16

- Beschreibung: max. 16 LU
- Temperatur: max. 90°C
- Werkstoff: Rotguss, Messing, EPDM, Kunststoff
- Oberteil 5395

d (mm)	GN (inch)	JRG Code	GF Code	SP	Weight (kg)
16	¾	**5445.610**	**351 062 021**	1	0.610

d (mm)	GN (inch)	d1 R (inch)	d2 G (inch)	d3 (mm)	h1 (mm)	h2 (mm)	l (mm)	l1 (mm)	l2 (mm)	z1 (mm)	z2 (mm)
16	¾	¾	¾	53	43	73	136	55	41	51	24

5448

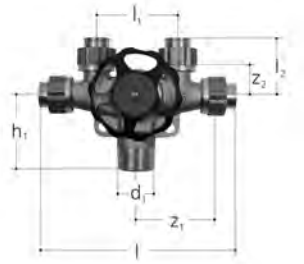

JRG LegioStop Quadruple distribution valve, PN 16

- Description: max. 16 LU
- Temperature: max. 90°C
- Material: gunmetal, brass, EPDM, plastic
- Connection: male thread
- Top 5395, Bracket 5750

*as long as stock last

JRG LegioStop Verteilventil 4-fach, PN 16

- Beschreibung: max. 16 LU
- Temperatur: max. 90°C
- Werkstoff: Rotguss, Messing, EPDM, Kunststoff
- Anschluss: Aussengewinde
- Oberteil 5395, Halterung 5750

*solange Vorrat

d (mm)	GN (inch)	JRG Code	GF Code	SP	Weight (kg)
16	¾	**5448.610**	**351 062 023**	1	0.660

d (mm)	GN (inch)	d1 R (inch)	d2 G (inch)	d3 (mm)	h1 (mm)	h2 (mm)	l (mm)	l1 (mm)	l2 (mm)	z1 (mm)	z2 (mm)
16	¾	¾	¾	53	43	73	136	55	41	51	24

5451

Connecting piece

- Description: to 5450
- Material: gunmetal
- Connection: male thread

Passstück

- Beschreibung: zu 5450
- Werkstoff: Rotguss
- Anschluss: Aussengewinde

DN (mm)	JRG Code	GF Code	SP	Weight (kg)	d1 G (inch)	l1 (mm)
15	**5451.100**	**355 441 202**	1	0.310	¾	110
20	**5451.000**	**355 441 201**	1	0.240	1	110

5455



Socket union

- Material: gunmetal
- Connection: female thread

Muffen Verschraubung

- Werkstoff: Rotguss
- Anschluss: Innengewinde

DN (mm)	JRG Code	GF Code	SP	Weight (kg)	d1 G (inch)	l1 (mm)	l2 (mm)	l3 (mm)
20	**5455.000**	**355 421 201**	1	0.150	1	64	47	9

5456

Threaded nipple

- Description: to 5456.325
- Material: gunmetal
- Connection: female thread

*as long as stock last

Gewindenippel

- Beschreibung: zu 5456.325
- Werkstoff: Rotguss
- Anschluss: Innengewinde

*solange Vorrat

GN (inch)	JRG Code	GF Code	SP	Weight (kg)	d1 Rp (inch)	l1 (mm)
¾	**5456.010**	**350 984 101**	1	0.140	¾	86

Watermeters
Wasserzähler

5456

Assembly wrench

- Description: to counter unit, blind flange KOAX
- Material: brass, plastic

Montageschlüssel

- Beschreibung: zu Messkapsel und Blinddeckel KOAX
- Werkstoff: Messing, Kunststoff

d1 (mm)	d2 (mm)	JRG Code	GF Code	Weight (kg)	h1 (mm)	⬡
89	13	**5456.009**	**351 511 299**	0.567	200	36

5450



Water meter for cold water, PN 16

- Temperature: max. 30°C
- Material: brass, plastic

Wasserzähler für Kaltwasser, PN 16

- Temperatur: max. 30°
- Werkstoff: Messing, Kunststoff

DN (mm)	JRG Code	GF Code	SP	Weight (kg)	d1 G (inch)	d2 (mm)	l1 (mm)	l2 (mm)	l3 (mm)
15	**5450.110**	**351 513 402**	1	0.690	¾	74	110	55	17
20	**5450.010**	**351 513 401**	1	0.740	1	74	110	55	17

5450

Water meter for warm water, PN 16

- Temperature: max. 90°C
- Material: brass, plastic

Wasserzähler für Warmwasser, PN 16

- Temperatur: max. 90°C
- Werkstoff: Messing, Kunststoff

DN (mm)	JRG Code	GF Code	SP	Weight (kg)	d1 G (inch)	d2 (mm)	l1 (mm)	l2 (mm)	l3 (mm)
15	**5450.120**	**351 513 302**	1	0.680	¾	74	110	55	17
20	**5450.020**	**351 513 301**	1	0.730	1	74	110	55	17

5452

Water meter with pulse transmitter, PN 16

- Temperature: max. 90°C
- Material: brass, plastic

Wasserzähler mit Impulsgeber, PN 16

- Temperatur: max. 90°C
- Werkstoff: Messing, Kunststoff

DN (mm)	JRG Code	GF Code	SP	Weight (kg)	d1 G (inch)	d2 (mm)	l1 (mm)	l2 (mm)	l3 (mm)
20	**5452.000**	**355 579 501**	1	0.770	1	74	110	70	17

5456

Counter UPZ +m

Messkapsel UPZ +m

DN (mm)	JRG Code	GF Code	SP	Weight (kg)	d2 (mm)	d3 (mm)	d4 (mm)	l2 (mm)	l3 (mm)	l4 (mm)	l5 (mm)
15	**5456.001**	**351 511 301**	1	0.440	85	140	90	62	13	76	38 - 78

5456



Blind escutcheon

Blindrosette

GF Code	SP	Weight (kg)	JRG Code	d1 (mm)	d2 (mm)
351 511 316	1	0.116	**5456.004**	125	78

5456

Counter UPZ +m Koax, PN 10

- Temperature: max. 90°C
- Material: plastic, EPDM

Messkapsel UPZ +m Koax Zähler, PN 10

- Temperatur: max. 90°C
- Werkstoff: Kunststoff, EPDM

DN (mm)	JRG Code	GF Code	SP	Weight (kg)	d2 (mm)	d3 (mm)
20	**5456.005**	**351 511 312**	1	0.580	78	125

Koax extension, PN 10

- Discription: to Single pipe connector Koax
- Temperature: max. 90°C
- Material: brass, EPDM

Verlängerung Koax, PN 10

- Beschreibung: zu Einrohranschlussgehäuse Koax
- Temperatur: max. 90°C
- Werkstoff: Messing, EPDM

DN (mm)	JRG Code	GF Code	SP	Weight (kg)	d1	d2	d3 (mm)	l1 (mm)	l2 (mm)
20	**5456.007**	**351 511 317**	1	0.530	Koax G2 AG	Koax G2 IG	69	55	40

5456

Escutcheon, chromium-plated

Rosette, verchromt

GF Code	SP	Weight (kg)	JRG Code	d1 (mm)
351 511 315	1	0.019	**5456.006**	125

5456



Single pipe connector, PN 10

- Description: to UPZ +m Koax counter
- Temperature: max. 90°C
- Material: gunmetal, brass, EPDM
- Connection: female thread

Einrohranschlussgehäuse, PN 10

- Beschreibung: zu UPZ +m Koax Zähler
- Temperatur: max. 90°C
- Werkstoff: Rotguss, Messing, EPDM
- Anschluss: Innengewinde

GN (inch)	JRG Code	GF Code	SP	Weight (kg)	d1 Rp (inch)	d2 (mm)	l1 (mm)	l2 (mm)	l3 (mm)
¾	**5456.325**	**351 511 242**	1	0.755	¾	100	110	88	18

5458

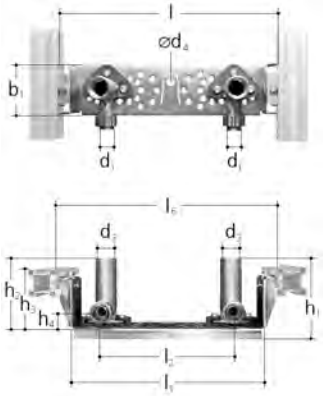

JRG Sanipex Plate for GIS profile

- Material: steel, galvanised, gunmetal, brass, rubber

JRG Sanipex Armaturenplatte für GIS Profil

- Werkstoff: Stahl, verzinkt, Rotguss, Messing, Gummi

d (mm)	GN (inch)	JRG Code	GF Code	SP	Weight (kg)
16	½	**5458.020**	**355 566 400**	1	1.100
20	½	**5458.022**	**355 566 410**	1	1.190

d (mm)	GN (inch)	b1 (mm)	d1 (mm)	d3 Rp (inch)	d4 (mm)	h1 (mm)	h2 (mm)	h3 (mm)	h4 (mm)	l1 (mm)	l2 (mm)	l6 (mm)
16	½	64	16	½	10	111	98	71	20	223	153	248
20	½	64	20	½	10	111	98	71	20	223	153	248

5458

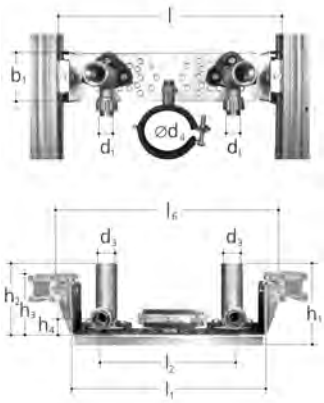

JRG Sanipex Plate for GIS profile washbasin-set

- Material: steel, galvanised, gunmetal, brass, rubber

JRG Sanipex Armaturenplatte für GIS Profil Waschtisch-Set

- Werkstoff: Stahl, verzinkt, Rotguss, Messing, Gummi

d (mm)	GN (inch)	JRG Code	GF Code	SP	Weight (kg)
16	½	**5458.025**	**355 566 464**	1	1.365

d (mm)	GN (inch)	b1 (mm)	d1 (mm)	d2 Rp (inch)	d3 (mm)	d4 (mm)	h1 (mm)	h2 (mm)	h3 (mm)	h4 (mm)	h5 (mm)	h6 (mm)	z1 (mm)
16	½	64	16	½	10	50 - 57	111	98	71	79	20	58	33

Modules
Formteile

5463

Tee with female thread

- Material: gunmetal
- Connection: female thread, cone grip unions

T-Stück

- Werkstoff: Rotguss
- Anschluss: Innengewinde, Bördelverschraubungen

d (mm)	Size (inch)	GN (inch)	JRG Code	GF Code	SP	Weight (kg)
20	¾	¾	**5463.778**	**351 484 701**	1	0.300
25	¾	¾	**5463.780**	**351 483 701**	1	0.530
32	¾	¾	**5463.786**	**351 484 101**	1	0.820

d1 (mm)	d2 Rp (inch)	d3 (mm)	l1 (mm)	l2 (mm)	l3 (mm)	z1 (mm)	z2 (mm)	z3 (mm)
20	¾	20	55	36	55	27	21	27
25	¾	25	74	36	74	45	21	45
32	¾	32	87	36	87	50	21	50

5465

Tee with male thread

- Material: gunmetal
- Connection: male thread, cone grip unions

T-Stück

- Werkstoff: Rotguss
- Anschluss: Aussengewinde, Bördelverschraubungen

d (mm)	Size (inch)	GN (inch)	JRG Code	GF Code	SP	Weight (kg)
16	¾	½	**5465.970**	**351 401 301**	1	0.145
16	¾	¾	**5465.975**	**351 405 701**	1	0.180
20	¾	¾	**5465.977**	**351 502 201**	1	0.280

d1 R (inch)	d2 (mm)	d3 (mm)	l1 (mm)	l2 (mm)	l3 (mm)	z2 (mm)	z3 (mm)
½	16	16	29	41	41	24	24
¾	16	16	35	41	41	24	24
¾	20	20	35	50	50	27	27

5468

Tee with loose nut

- Material: gunmetal
- Connection: loose nut, cone grip unions

T-Stück

- Werkstoff: Rotguss
- Anschluss: Lose Mutter, Bördelverschraubungen

d (mm)	JRG Code	GF Code	SP	Weight (kg)	d1	l1 (mm)	l2 (mm)	l3 (mm)	z3 (mm)
12	**5468.012**	**351 535 201**	1	0.110	M17x1.25	27	37	25	25
16	**5468.016**	**351 403 501**	1	0.150	M22x1.5	27	41	24	24

5470

Tee

- Material: gunmetal
- Connection: cone grip unions

*as long as stock last

T-Stück

- Werkstoff: Rotguss
- Anschluss: Bördelverschraubungen

*solange Vorrat

	d (mm)	d-d-d (mm)	JRG Code	GF Code	SP	Weight (kg)
	12	12 - 12 - 12	**5470.012**	**351 531 601**	1	0.120
	16	16 - 16 - 16	**5470.016**	**351 402 101**	1	0.220
	20	20 - 20 - 20	**5470.020**	**351 502 301**	1	0.330
	16	16 - 12 - 12	**5470.770**	**351 534 601**	1	0.135
	16	16 - 12 - 16	**5470.772**	**351 534 201**	1	0.155
	16	16 - 16 - 12	**5470.774**	**351 534 401**	1	0.160
*	20	20 - 12 - 12	**5470.780**	**351 535 001**	1	0.200
	20	20 - 12 - 20	**5470.781**	**351 562 401**	1	0.260
	20	20 - 16 - 12	**5470.782**	**351 534 001**	1	0.210
	20	20 - 16 - 16	**5470.880**	**351 502 401**	1	0.230
	20	20 - 16 - 20	**5470.881**	**351 502 501**	1	0.280
	20	20 - 20 - 16	**5470.882**	**351 502 601**	1	0.275
	16	16 - 20 - 16	**5470.883**	**351 502 701**	1	0.230

	d1 (mm)	d2 (mm)	d3 (mm)	l1 (mm)	l2 (mm)	l3 (mm)	z1 (mm)	z2 (mm)	z3 (mm)
	12	12	12	37	37	37	25	25	25
	16	16	16	41	41	41	24	24	24
	20	20	20	50	50	50	27	27	27
	16	12	12	41	37	37	23	25	25
	16	12	16	41	37	41	23	25	23
	16	16	12	41	41	37	23	23	25
*	20	12	12	50	37	37	27	25	25
	20	12	20	50	37	50	27	25	27
	20	16	12	50	41	37	37	23	25
	20	16	16	50	41	41	27	23	23
	20	16	20	50	41	50	27	23	27
	20	20	16	50	50	41	27	27	23
	16	20	16	41	50	41	23	27	23

5471

Tee

- Material: gunmetal
- Connection: cone grip unions

T-Stück

- Werkstoff: Rotguss
- Anschluss: Bördelverschraubungen

d-d-d (mm)	D (mm)	JRG Code	GF Code	SP	Weight (kg)
25 - 25 - 25	25	**5471.025**	**351 473 501**	1	0.660
32 - 32 - 32	32	**5471.032**	**351 473 701**	1	1.080
25 - 16 - 25	25	**5471.971**	**351 474 301**	1	0.510
25 - 20 - 20	25	**5471.973**	**351 502 901**	1	0.450
25 - 20 - 25	25	**5471.974**	**351 503 001**	1	0.550

d-d-d (mm)	d1 (mm)	d2 (mm)	d3 (mm)	l1 (mm)	l2 (mm)	l3 (mm)	z1 (mm)	z2 (mm)	z3 (mm)
25 - 25 - 25	25	25	25	74	74	74	45	45	45
32 - 32 - 32	32	32	32	87	87	87	50	50	50
25 - 16 - 25	25	16	25	74	46	74	45	29	45
25 - 20 - 20	25	20	20	74	50	74	45	27	27
25 - 20 - 25	25	20	25	74	50	74	45	27	45

5479

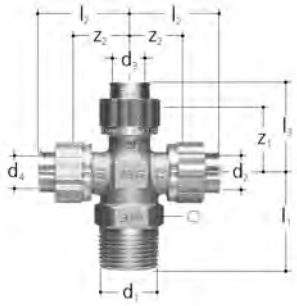

Cross tee

- Material: gunmetal
- Connection: male thread, cone grip unions

Kreuz-Stück

- Werkstoff: Rotguss
- Anschluss: Aussengewinde, Bördelverschraubungen

d (mm)	Size (inch)	d-d-d (mm)	GN (inch)	JRG Code	GF Code	SP	Weight (kg)
16	¾	16 - 16 - 16	½	**5479.908**	**351 407 701**	1	0.220
16	¾	16 - 16 - 16	¾	**5479.918**	**351 408 701**	1	0.250

d1 R (inch)	d2 (mm)	d3 (mm)	d4 (mm)	l1 (mm)	l2 (mm)	l3 (mm)	z1 (mm)	z2 (mm)	⬡
½	16	16	16	35	41	41	24	24	21
¾	16	16	16	41	41	40	24	24	27

5480

Adapter

- Material: gunmetal
- Connection: male thread, cone grip union

Übergang

- Werkstoff: Rotguss
- Anschluss: Aussengewinde, Bördelverschraubung

d (mm)	GN (inch)	JRG Code	GF Code	SP	Weight (kg)	d1 R (inch)	l1 (mm)	z1 (mm)	⬡
12	½	**5480.900**	**351 536 701**	5	0.059	½	36	24	18
16	½	**5480.908**	**351 406 301**	5	0.077	½	45	28	18
20	½	**5480.921**	**351 503 701**	1	0.140	½	59	36	21

table continued on the next page



d (mm)	GN (inch)	JRG Code	GF Code	SP	Weight (kg)	d1 R (inch)	l1 (mm)	z1 (mm)	⬡
16	¾	**5480.918**	**351 409 701**	1	0.100	¾	51	34	18
20	¾	**5480.922**	**351 503 801**	1	0.150	¾	61	38	21
25	¾	**5480.919**	**351 478 801**	1	0.240	¾	75	46	27
32	1	**5480.930**	**351 479 001**	1	0.400	1	87	50	32

5480



Adapter, nickel-plated

- Material: gunmetal
- Connection: male thread, cone grip union

Übergang, vernickelt

- Werkstoff: Rotguss
- Anschluss: Aussengewinde, Bördelverschraubung

d (mm)	GN (inch)	JRG Code	GF Code	SP	Weight (kg)	d1 R (inch)	l1 (mm)	z1 (mm)	⬡
12	⅜	**5480.904**	**351 529 501**	5	0.045	⅜	33	21	6
12	½	**5480.906**	**351 529 701**	5	0.060	½	36	24	18
16	½	**5480.909**	**351 406 302**	5	0.076	½	45	28	18
16	¾	**5480.920**	**351 409 702**	5	0.100	¾	51	34	18

5481



Adapter with push fit nipple

- Description: Compatible to GEBERIT male thread MF 1/2"
- Material: gunmetal
- Connection: loose nut, cone grip union

Übergang mit Stecknippel

- Beschreibung: Passend zu GEBERIT Aussengewinde MF 1/2"
- Werkstoff: Rotguss
- Anschluss: Lose Mutter, Bördelverschraubung

d (mm)	JRG Code	GF Code	SP	Weight (kg)	d1 (mm)	d2 Rp (inch)	l1 (mm)	ST (inch)	z1 (mm)	⬡
12	**5481.112**	**351 566 002**	5	0.090	12	½	61	½	44	18
16	**5481.116**	**351 566 102**	5	0.123	16	½	60	½	43	18
20	**5481.120**	**351 566 202**	5	0.187	20	½	66	½	49	21



Adapter (old - new)

- Material: gunmetal
- Connection: female thread, cone grip union

Adapter (alt - neu)

- Werkstoff: Rotguss
- Anschluss: Innengewinde, Bördelverschraubung

d (mm)	GF Code	SP	Weight (kg)	d1 (mm)	l (mm)	z1 (mm)
16	**351 558 602**	1	0.071	16	40	12

5484

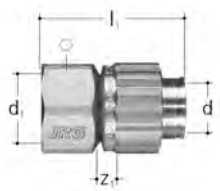

Adapter

- Material: gunmetal
- Connection: female thread, cone grip union

Übergang

- Werkstoff: Rotguss
- Anschluss: Innengewinde, Bördelverschraubung

d (mm)	GN (inch)	JRG Code	GF Code	SP	Weight (kg)	d1 Rp (inch)	l1 (mm)	z1 (mm)	⬡
12	½	**5484.900**	**355 628 101**	5	0.080	½	40	15	27
16	½	**5484.908**	**351 406 901**	5	0.090	½	43	13	27
20	½	**5484.921**	**351 503 901**	1	0.140	½	50	14	27
16	¾	**5484.918**	**351 405 901**	1	0.120	¾	48	16	32
20	¾	**5484.922**	**351 504 001**	1	0.150	¾	54	16	32
25	¾	**5484.919**	**351 479 201**	1	0.240	¾	65	21	32
32	1	**5484.930**	**351 479 401**	1	0.420	1	75	21	41

5484

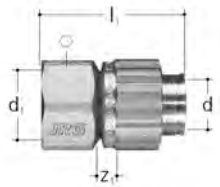

Adapter, nickel-plated

- Material: gunmetal
- Connection: female thread, cone grip union

Übergang, vernickelt

- Werkstoff: Rotguss
- Anschluss: Innengewinde, Bördelverschraubung

d (mm)	GN (inch)	JRG Code	GF Code	SP	Weight (kg)	d1 Rp (inch)	l1 (mm)	z1 (mm)	⬡
12	½	**5484.906**	**355 620 701**	5	0.078	½	40	15	27
16	½	**5484.909**	**351 406 902**	5	0.094	½	43	13	27
16	¾	**5484.920**	**351 405 902**	1	0.125	¾	48	16	32

5485

Adapter

- Material: gunmetal
- Connection: female thread, cone grip union

Übergang

- Werkstoff: Rotguss
- Anschluss: Innengewinde, Bördelverschraubung

d1-d (mm)	JRG Code	GF Code	SP	Weight (kg)	d1	l1 (mm)	z1 (mm)	⬡
16 - 20	**5485.100**	**351 504 101**	1	0.118	M22x1.5	45	11	27

5486

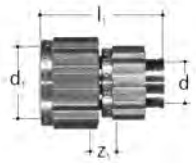

Adapter reduced

- Material: gunmetal
- Connection: female thread, cone grip unions

Reduktion

- Werkstoff: Rotguss
- Anschluss: Innengewinde, Bördelverschraubungen

d (mm)	JRG Code	GF Code	SP	Weight (kg)	d1 (mm)	d1	l1 (mm)	z1 (mm)
12	**5486.050**	**351 525 201**	1	0.060	16	M22x1.5	36	17
16	**5486.100**	**351 430 001**	1	0.110	20	M27x1.5	41	17
16	**5486.102**	**351 430 112**	1	0.170	25	M34x2.0	56	20
20	**5486.104**	**351 430 114**	1	0.220	25	M34x2.0	63	24
16	**5486.106**	**351 430 113**	1	0.260	32	M42x2.0	60	19
20	**5486.108**	**351 430 115**	1	0.300	32	M42x2.0	68	20
25	**5486.110**	**351 430 116**	1	0.400	32	M42x2.0	77	25

5487

Adapter for copper pipes

- Material: gunmetal
- Connection: Copper pipe - JRG Sanipex

Klemmverschraubung mit loser Mutter

- Werkstoff: Rotguss
- Anschluss: Kupferrohr - JRG Sanipex

d (mm)	DN (mm)	JRG Code	GF Code	SP	Weight (kg)	d1 (mm)	d2	l1 (mm)	z1 (mm)	⬡
12	10	**5487.005**	**351 536 901**	1	0.070	Cu 10	M17x1.25	45	15	18
16	10	**5487.000**	**351 406 501**	1	0.080	Cu 10	M22x1.5	45.5	13	18

5488



Adapter

- Material: gunmetal
- Connection: male thread, cone grip union

Übergang

- Werkstoff: Rotguss
- Anschluss: Aussengewinde, Bördelverschraubung

d (mm)	GN (inch)	JRG Code	GF Code	SP	Weight (kg)	d1 R (inch)	d2	l1 (mm)	⬡
16	½	**5488.908**	**351 429 201**	5	0.065	½	M22x1.5	29	17

5490

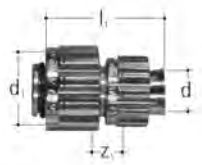

Adapter with push fit nipple

- Description: Compatible to TKM
- Material: brass
- Connection: push-in adapter, cone grip unions

Übergang mit Stecknippel

- Beschreibung: Passend zu TKM
- Werkstoff: Messing
- Anschluss: Steckverbindung, Brödelverschraubung

d (mm)	JRG Code	GF Code	SP	Weight (kg)	d1 (mm)	d1	l1 (mm)
12	**5490.012**	**351 535 401**	1	0.061	16	M22x1.5	35

5490

Adapter with push fit nipple

- Description: Compatible to TKM
- Material: brass
- Connection: push-in adapter, cone grip union

Übergang mit Stecknippel

- Beschreibung: Passend zu TKM
- Werkstoff: Messing
- Anschluss: Steckverbindung, Bördelverschraubung

d (mm)	JRG Code	GF Code	SP	Weight (kg)	d1 (mm)	d2
16	**5490.016**	**351 439 301**	1	0.040	16	M22 x 1.5

5491

Adapter for deaerator

- Material: brass
- Connection: female thread

Übergang für Entlüfter

- Werkstoff: Messing
- Anschluss: Innengewinde

d (mm)	GN (inch)	JRG Code	GF Code	SP	Weight (kg)	d1	d2 Rp (inch)	l (mm)	⬡
16	⅜	**5491.016**	**355 572 401**	5	0.040	M22x1.5	⅜	26	21

5494

Adapter cone

- Material: brass
- Connection: loose nut, cone grip union

Übergang mit Konus

- Werkstoff: Messing
- Anschluss: Lose Mutter, Bördelverschraubung

d (mm)	GN (inch)	JRG Code	GF Code	SP	Weight (kg)	d1 G (inch)	z1 (mm)
12	¾	**5494.012**	**351 525 501**	1	0.090	¾	13
16	¾	**5494.016**	**351 449 001**	1	0.110	¾	15

5494

Adapter cone, nickel-plated

- Material: brass
- Connection: loose nut, cone grip union

Übergang mit Konus, vernickelt

- Werkstoff: Messing
- Anschluss: Lose Mutter, Bördelverschraubung

d (mm)	GN (inch)	JRG Code	GF Code	SP	Weight (kg)	d1 G (inch)	z1 (mm)
12	¾	**5494.112**	**351 525 511**	1	0.085	¾	13
16	¾	**5494.116**	**351 449 011**	1	0.108	¾	15

5496



Connection Pipe, nickel-plated

- Material: copper, brass

Anschlussrohr, vernickelt

- Werkstoff: Kupfer, Messing

d (mm)	d G (inch)	GN (inch)	JRG Code	GF Code	SP	Weight (kg)	l (mm)	l1 (mm)	l2 (mm)	z (mm)	⬡
12	½	½	**5496.012**	**355 638 201**	2	0.117	270	250	20	10	21
15	½	½	**5496.015**	**355 638 202**	2	0.150	270	250	20	10	21

5536

Wall plate tee

- Material: gunmetal
- Connection: female thread, cone grip unions

T-Stück mit Flansch

- Werkstoff: Rotguss
- Anschluss: Innengewinde, Bördelverschraubungen

d (mm)	Size (inch)	GN (inch)	JRG Code	GF Code	SP	Weight (kg)
16	½	½	**5536.710**	**351 413 401**	1	0.220
20	½	½	**5536.712**	**351 505 101**	1	0.300

d1 (mm)	d2 (mm)	d3 Rp (inch)	d4 (mm)	l (mm)	l1 (mm)	l2 (mm)	l3 (mm)	l4 (mm)	l5 (mm)	l6 (mm)	l7 (mm)	z1 (mm)	z2 (mm)
16	16	½	5	102	51	51	29	17	17	44	42	34	34
20	16	½	5	112	61	51	40	25	17	44	42	38	34

5502

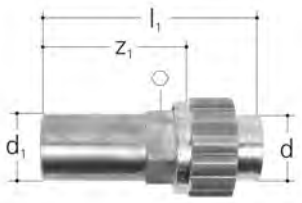

Adaptor

- Material: gunmetal
- Connection: male press- or soldering end, cone grip union

Adapter

- Werkstoff: Rotguss
- Anschluss: Aussenpress- oder Lötende, Bördelverschraubung

DN-d (mm)	JRG Code	GF Code	SP	Weight (kg)	d (mm)	d1 (mm)	l1 (mm)	z1 (mm)	⬡
15 - 12	**5502.690**	**351 581 512**	1	0.057	12	15	56	45	18
15 - 16	**5502.700**	**351 581 516**	1	0.072	16	15	59	44	18
18 - 16	**5502.705**	**351 581 816**	1	0.077	16	18	59	44	18
18 - 20	**5502.710**	**351 581 820**	1	0.130	20	18	66	45	21
22 - 20	**5502.715**	**351 582 220**	1	0.142	20	22	68	46	22

5507

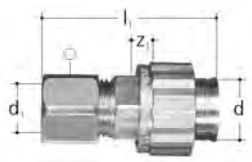

Adapter

- Material: gunmetal
- Connection: Copper pipe - JRG Sanipex

Übergang

- Werkstoff: Rotguss
- Anschluss: Kupferrohr - JRG Sanipex

d (mm)	DN (mm)	JRG Code	GF Code	SP	Weight (kg)	d1 (mm)	l1 (mm)	z1 (mm)	⬡
12	10	**5507.012**	**351 535 601**	1	0.080	Cu 10	49	11	19
16	10	**5507.000**	**351 402 901**	1	0.095	Cu 10	51	9	19

5507

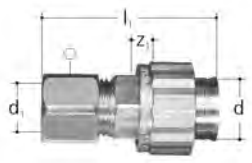

Adapter, chromium-plated

- Material: gunmetal
- Connection: cone grip union

Übergang, verchromt

- Werkstoff: Rotguss
- Anschluss: Bördelverschraubung

d (mm)	DN (mm)	JRG Code	GF Code	SP	Weight (kg)	d1	l1 (mm)	z1 (mm)	⬡
12	10	**5507.050**	**351 535 621**	1	0.080	Cu 10	49	11	19
16	10	**5507.100**	**351 402 921**	1	0.090	Cu 10	51	9	19

5508

Adapter with shut-off

- Material: gunmetal
- Connection: Copper pipe - JRG Sanipex

Übergang abstellbar

- Werkstoff: Rotguss
- Anschluss: Kupferrohr - JRG Sanipex

d (mm)	DN (mm)	JRG Code	GF Code	SP	Weight (kg)	d1 (mm)	l1 (mm)	z1 (mm)	⬡
16	10	**5508.000**	**351 403 101**	1	0.160	Cu 10	77	26	19

5510

Coupling

- Material: gunmetal
- Connection: cone grip unions

Kupplung

- Werkstoff: Rotguss
- Anschluss: Bördelverschraubungen

d (mm)	JRG Code	GF Code	SP	Weight (kg)	l1 (mm)	z1 (mm)	⬡
12	**5510.012**	**351 535 801**	5	0.070	49	24	18
16	**5510.016**	**351 407 101**	5	0.107	56	22	18
20	**5510.020**	**351 504 401**	1	0.200	71	25	21
25	**5510.025**	**351 480 301**	1	0.375	101	43	27
32	**5510.032**	**351 480 501**	1	0.630	120	46	32

5520

Bend 90°

- Material: gunmetal
- Connection: cone grip unions

Bogen 90°

- Werkstoff: Rotguss
- Anschluss: Bördelverschraubungen

d (mm)	JRG Code	GF Code	SP	Weight (kg)	l1 (mm)	z1 (mm)	z2 (mm)
12	**5520.012**	**351 536 301**	1	0.080	37	25	25
16	**5520.016**	**351 403 701**	1	0.120	41	24	24
20	**5520.020**	**351 504 501**	1	0.220	50	27	27

5520

Bend 90°

- Material: gunmetal
- Connection: cone grip unions

Bogen 90°

- Werkstoff: Rotguss
- Anschluss: Bördelverschraubungen

d (mm)	JRG Code	GF Code	SP	Weight (kg)	l1 (mm)	l2 (mm)	z1 (mm)	z2 (mm)	⬡
25	**5520.025**	**351 480 701**	1	0.460	74	74	45	45	25
32	**5520.032**	**351 480 901**	1	0.750	87	87	50	50	32

5521

Bend with female thread

- Material: gunmetal
- Connection: female thread, cone grip union

Bogen

- Werkstoff: Rotguss
- Anschluss: Innengewinde, Bördelverschraubung

d (mm)	Thread Type	Size (inch)	JRG Code	GF Code	SP	Weight (kg)	d1 Rp (inch)	l1 (mm)	l2 (mm)	z1 (mm)	z2 (mm)
12	GN	½	**5521.900**	**351 530 201**	1	0.100	½	37	33	30	17
16	GN	½	**5521.908**	**351 499 201**	1	0.125	½	44	33	24	17
20	GN	½	**5521.921**	**351 505 501**	1	0.175	½	55	33	27	17
20	GN	¾	**5521.922**	**351 558 201**	1	0.200	¾	55	36	27	21

5521

Bend with female thread

- Material: gunmetal
- Connection: female thread, cone grip union

Bogen

- Werkstoff: Rotguss
- Anschluss: Innengewinde, Bördelverschraubung

d (mm)	Thread Type	Size (inch)	JRG Code	GF Code	SP	Weight (kg)
25	GN	¾	**5521.919**	**351 481 501**	1	0.310

d (mm)	d1 Rp (inch)	l1 (mm)	l2 (mm)	z1 (mm)	z2 (mm)	⬡
25	¾	74	36	45	21	22

5522

Bend with male thread

- Material: gunmetal
- Connection: male thread, cone grip unions

Bogen

- Werkstoff: Rotguss
- Anschluss: Aussengewinde, Bördelverschraubungen

d (mm)	Thread Type	Size (inch)	JRG Code	GF Code	SP	Weight (kg)	d1 R (inch)	l1 (mm)	l2 (mm)	z1 (mm)
25	GN	¾	**5522.919**	**351 516 501**	1	0.250	¾	62	38	34

5523

Bend to distributor

- Description: to 4640, 5420 - 5424
- Material: gunmetal
- Connection: male thread, cone grip union

Bogen auf Verteiler

- Beschreibung: zu 4640, 5420 - 5424
- Werkstoff: Rotguss
- Anschluss: Aussengewinde, Bördelverschraubung

d (mm)	Size (inch)	JRG Code	GF Code	SP	Weight (kg)	d2 G (inch)	l1 (mm)	l2 (mm)	z1 (mm)
20	1	**5523.020**	**351 504 601**	1	0.170	1	63	24	35

5523

Bend to distributor

- Description: to 4640, 5420 - 5424
- Material: gunmetal
- Connection: male thread, cone grip union

Bogen auf Verteiler

- Beschreibung: zu 4640, 5420 - 5424
- Werkstoff: Rotguss
- Anschluss: Aussengewinde, Bördelverschraubung

d (mm)	Size (inch)	JRG Code	GF Code	SP	Weight (kg)	d2 G (inch)	l1 (mm)	l2 (mm)	z1 (mm)	⬡
25	1	**5523.025**	**351 481 101**	1	0.280	1	74	30	45	22

5524

Bend with male thread

- Material: gunmetal
- Connection: male thread, cone grip union

Bogen

- Werkstoff: Rotguss
- Anschluss: Aussengewinde, Bördelverschraubung

d (mm)	Thread Type	Size (inch)	JRG Code	GF Code	SP	Weight (kg)	d1 R (inch)	l1 (mm)	l2 (mm)	z1 (mm)
12	GN	½	**5524.900**	**351 530 401**	1	0.080	½	31	37	25
16	GN	½	**5524.908**	**351 405 501**	1	0.100	½	31	41	24
20	GN	½	**5524.921**	**351 504 701**	1	0.150	½	33	47	24
16	GN	¾	**5524.918**	**351 436 303**	1	0.120	¾	35	47	30
20	GN	¾	**5524.922**	**351 504 801**	1	0.160	¾	35	50	27

5524

Bend with male thread

- Material: gunmetal
- Connection: male thread, cone grip union

Bogen mit Aussengewinde

- Werkstoff: Rotguss
- Anschluss: Aussengewinde, Bördelverschraubung

d (mm)	Thread Type	Size (inch)	JRG Code	GF Code	SP	Weight (kg)	d1 R (inch)	l1 (mm)	l2 (mm)	z1 (mm)	⬡
25	GN	¾	**5524.919**	**351 517 001**	1	0.340	¾	54	74	45	27
32	GN	1	**5524.930**	**351 516 601**	1	0.540	1	60	87	50	32

5525

Bend 90° with loose nut

- Material: gunmetal
- Connection: male thread, loose nut

Bogen

- Werkstoff: Rotguss
- Anschluss: Aussengewinde, lose Mutter

d (mm)	JRG Code	GF Code	SP	Weight (kg)	d1	l1 (mm)	l2 (mm)	z1 (mm)
12	**5525.012**	**351 536 001**	1	0.060	M17x1.25	28	30	25
16	**5525.016**	**351 401 501**	1	0.090	M22x1.5	28	30	24
20	**5525.020**	**351 518 201**	1	0.150	M27x1.5	33	35	27

5526

Transition bend with loose nut

- Material: gunmetal
- Connection: female thread, cone grip unions

Übergangs-Winkel mit loser Mutter

- Werkstoff: Rotguss
- Anschluss: Innengewinde, Bördelverschraubungen

d (mm)	Thread Type	Size (inch)	JRG Code	GF Code	SP	Weight (kg)
16	GN	½	**5526.016**	**351 563 022**	5	0.115

d (mm)	d1 (mm)	d2 G (inch)	l1 (mm)	l2 (mm)	z1 (mm)	z2 (mm)
16	16	½	44	32	27	22

5527

Bend 45° with loose nut

- Material: gunmetal
- Connection: male thread, loose nut

Bogen 45°

- Werkstoff: Rotguss
- Anschluss: Aussengewinde, lose Mutter

d (mm)	JRG Code	GF Code	SP	Weight (kg)	d1	z1 (mm)	z2 (mm)
16	**5527.016**	**351 416 801**	1	0.080	M22x1.5	20	18

5528

Transition bend for GEBERIT MF

- Description: Compatible to GEBERIT male thread MF 1/2"
- Material: gunmetal
- Connection: loose nut, cone grip unions

Winkel mit Stecknippel

- Beschreibung: Passend zu GEBERIT Aussengewinde MF 1/2"
- Werkstoff: Rotguss
- Anschluss: Lose Mutter, Bördelverschraubungen

d (mm)	Size (inch)	JRG Code	GF Code	SP	Weight (kg)	d1 (mm)	d2 Rp (inch)	l1 (mm)	l2 (mm)	ST (inch)	z1 (mm)
12	½	**5528.112**	**351 563 102**	5	0.110	12	½	32	37	½	20
16	½	**5528.116**	**351 563 002**	5	0.130	16	½	44	37	½	27

5528

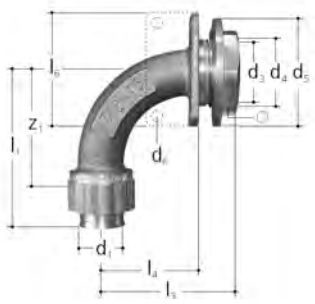

Bend for concealed cistern

- Material: gunmetal
- Connection: fixing nut, cone grip union

Anschlussbogen für UP-Spülkasten

- Werkstoff: Rotguss
- Anschluss: Mutter, Bördelverschraubung

d (mm)	Size (inch)	Thread	JRG Code	GF Code	SP	Weight (kg)
12	½	Rp	**5528.700**	**351 556 501**	1	0.210
16	½	Rp	**5528.710**	**351 551 201**	1	0.238

d (mm)	d1 (mm)	d3 Rp (inch)	d4 G (inch)	d5 (mm)	d6 (mm)	l1 (mm)	l3 (mm)	l4 (mm)	l6 (mm)	z1 (mm)	⬡
12	12	½	¾	42	5	58	53	38	40 - 40	45	32
16	16	½	¾	42	5	64	53	38	40 - 40	44	32

5529



Transition tee for GEBERIT MF

- Description: Compatible to GEBERIT male thread MF 1/2"
- Material: gunmetal
- Connection: loose nut, cone grip unions

T-Stück mit Stecknippel

- Beschreibung: Passend zu GEBERIT Aussengewinde MF 1/2"
- Werkstoff: Rotguss
- Anschluss: Lose Mutter, Bördelverschraubungen

d (mm)	Size (inch)	d-d (mm)	JRG Code	GF Code	SP	Weight (kg)
12	½	12 - 12	**5529.112**	**351 562 802**	5	0.140
16	½	16 - 16	**5529.116**	**351 562 702**	5	0.020

d1 (mm)	d2 (mm)	d3 Rp (inch)	l (mm)	l1 (mm)	l2 (mm)	l3 (mm)	ST (inch)	z1 (mm)	z2 (mm)
12	12	½	64	32	32	37	½	20	20
16	16	½	88	44	44	37	½	27	27

5529



Tee for concealed cistern

- Material: gunmetal
- Connection: fixing nut, cone grip union

Anschluss-T für UP-Spülkasten

- Werkstoff: Rotguss
- Anschluss: Mutter, Bördelverschraubung

d (mm)	Size (inch)	GN (inch)	JRG Code	GF Code	SP	Weight (kg)
16	½	½	**5529.700**	**351 556 801**	1	0.180
16	½	½	**5529.710**	**351 551 401**	1	0.350

table continued on the next page



d1 (mm)	d2 (mm)	d3 Rp (inch)	d4 G (inch)	d5 (mm)	l (mm)	l1 (mm)	l2 (mm)	l3 (mm)	l4 (mm)	l6 (mm)	z1 (mm)	z2 (mm)	⬡
16	12	½	¾	42	122	64	57	53	38	40 - 40	44	45	32
16	16	½	¾	42	128	64	64	53	38	40 - 40	44	44	32

5530

Elbow for concealed cistern

- Material: gunmetal
- Connection: fixing nut, cone grip union

Anschlusswinkel für UP-Spülkasten

- Werkstoff: Rotguss
- Anschluss: Mutter, Bördelverschraubung

d (mm)	Thread Type	Size (inch)	JRG Code	GF Code	SP	Weight (kg)
12	GN	½	**5530.700**	**351 530 901**	1	0.205
16	GN	½	**5530.710**	**351 515 701**	1	0.230

d (mm)	d1 (mm)	d3 Rp (inch)	d4 G (inch)	d5 (mm)	l1 (mm)	l3 (mm)	l4 (mm)	z1 (mm)	⬡
12	12	½	¾	42	48	44	18	35	32
16	16	½	¾	42	54	44	18	34	32

5531



Tee for concealed cistern

- Material: gunmetal
- Connection: fixing nut, cone grip union

Anschluss-T für UP-Spülkasten

- Werkstoff: Rotguss
- Anschluss: Mutter, Bördelverschraubung

Size (inch)	GN (inch)	JRG Code	GF Code	SP	Weight (kg)
½	½	**5531.690**	**351 531 801**	1	0.262
½	½	**5531.710**	**351 515 401**	1	0.282

d1 (mm)	d2 (mm)	d3 Rp (inch)	d4 G (inch)	d5 (mm)	l (mm)	l1 (mm)	l2 (mm)	l3 (mm)	l4 (mm)	z1 (mm)	z2 (mm)	⬡
12	12	½	¾	42	96	48	48	44	18	35	35	32
16	16	½	¾	42	108	54	54	44	18	34	34	32

5533

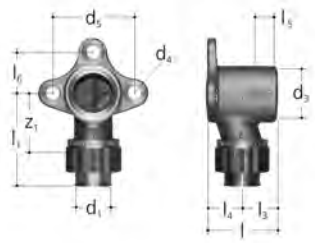

Wall plate elbow

- Material: gunmetal
- Connection: female thread, cone grip union

Armaturenanschluss, einfach

- Werkstoff: Rotguss
- Anschluss: Innengewinde, Bördelverschraubung

d (mm)	Thread Type	Size (inch)	JRG Code	GF Code	SP	Weight (kg)
12	GN	½	**5533.012**	**351 531 201**	1	0.140
16	GN	½	**5533.016**	**351 508 801**	1	0.159
20	GN	½	**5533.020**	**351 509 001**	1	0.190

d (mm)	d1 (mm)	d3 Rp (inch)	d4 (mm)	d5 (mm)	l (mm)	l1 (mm)	l3 (mm)	l4 (mm)	l5 (mm)	l6 (mm)	z1 (mm)
12	12	½	6	40	35	45	18	17	15	20	31
16	16	½	6	40	35	47	18	17	15	20	29
20	20	½	6	40	35	49	18	17	15	20	27

5534

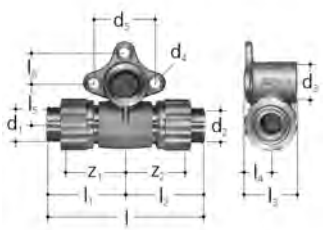

Wall plate tee

- Material: gunmetal
- Connection: female thread, cone grip unions

Armaturenanschluss, doppelt

- Werkstoff: Rotguss
- Anschluss: Innengewinde, Bördelverschraubungen

d (mm)	Size (inch)	GN (inch)	JRG Code	GF Code	SP	Weight (kg)
16	½	½	**5534.016**	**351 506 201**	1	0.252
20	½	½	**5534.020**	**351 507 501**	1	0.300

d1 (mm)	d2 (mm)	d3 Rp (inch)	d4 (mm)	d5 (mm)	l (mm)	l1 (mm)	l2 (mm)	l3 (mm)	l4 (mm)	l5 (mm)	l6 (mm)	z1 (mm)	z2 (mm)
16	16	½	6	40	88	44	44	34	17	26	20	24	24
20	20	½	6	40	110	55	55	34	17	26	20	27	27

5535



Wall plate elbow

- Material: gunmetal
- Connection: female thread, cone grip union

Winkel mit Flansch

- Werkstoff: Rotguss
- Anschluss: Innengewinde, Bördelverschraubung

d (mm)	Thread Type	Size (inch)	JRG Code	GF Code	SP	Weight (kg)
16	GN	½	**5535.710**	**351 403 301**	5	0.155
20	GN	½	**5535.712**	**351 504 901**	1	0.250
20	GN	¾	**5535.714**	**351 505 001**	1	0.230

table continued on the next page



d (mm)	d1 (mm)	d3 Rp (inch)	d4 (mm)	l1 (mm)	l3 (mm)	l4 (mm)	l6 (mm)	l7 (mm)	z1 (mm)
16	16	½	5	51	29	17	44	42	34
20	20	½	5	61	40	25	44	42	38
20	20	¾	5	59	40	25	44	42	36

5535



Wall plate elbow, nickel-plated

- Material: gunmetal
- Connection: female thread, cone grip union

Winkel mit Flansch, vernickelt

- Werkstoff: Rotguss
- Anschluss: Innengewinde, Bördelverschraubung

d (mm)	Thread Type	Size (inch)	JRG Code	GF Code	SP	Weight (kg)
16	GN	½	**5535.711**	**351 403 311**	1	0.150
20	GN	½	**5535.713**	**351 504 911**	1	0.240
20	GN	¾	**5535.716**	**351 505 011**	1	0.225

d (mm)	d1 (mm)	d3 Rp (inch)	d4 (mm)	l1 (mm)	l3 (mm)	l4 (mm)	l6 (mm)	l7 (mm)	z1 (mm)
16	16	½	5	51	29	17	44	42	34
20	20	½	5	61	40	25	44	42	38
20	20	¾	5	59	40	25	44	42	36

5535



Wall plate elbow

- Material: gunmetal
- Connection: female thread, cone grip union

Winkel mit Flansch

- Werkstoff: Rotguss
- Anschluss: Innengewinde, Bördelverschraubung

d (mm)	Thread Type	Size (inch)	JRG Code	GF Code	SP	Weight (kg)
25	GN	¾	**5535.715**	**351 481 701**	1	0.350

d (mm)	d1 (mm)	d3 Rp (inch)	d4 (mm)	l1 (mm)	l3 (mm)	l4 (mm)	l6 (mm)	l7 (mm)	⬡
25	25	¾	5	74	49	25	44	42	27

5537

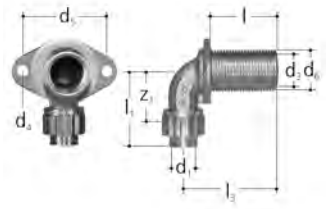

Wall penetration, single

- Material: gunmetal
- Connection: female thread, cone grip union

Wanddurchführung, einfach

- Werkstoff: Rotguss
- Anschluss: Innengewinde, Bördelverschraubung

d (mm)	GN (inch)	JRG Code	GF Code	SP	Weight (kg)
16	½	**5537.025**	**355 569 501**	1	0.169
16	½	**5537.040**	**355 569 601**	1	0.200
16	½	**5537.055**	**355 569 701**	1	0.200
16	½	**5537.065**	**351 484 901**	1	0.245

d (mm)	GN (inch)	d1 (mm)	d3 Rp (inch)	d4 (mm)	d5 (mm)	d6 G (inch)	l (mm)	l1 (mm)	l3 (mm)	z1 (mm)
16	½	16	½	7	50	¾	25	48	42	31
16	½	16	½	7	50	¾	40	48	57	31
16	½	16	½	7	50	¾	55	48	72	31
16	½	16	½	7	50	¾	65	48	82	31

5538

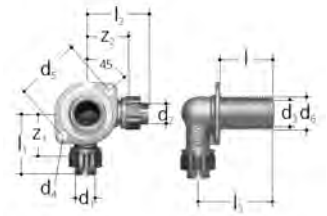

Wall penetration, double

- Material: gunmetal
- Connection: female thread, cone grip unions

Wanddurchführung, doppelt

- Werkstoff: Rotguss
- Anschluss: Innengewinde, Bördelverschraubungen

GN (inch)	JRG Code	GF Code	SP	Weight (kg)
½	**5538.025**	**351 465 001**	1	0.260
½	**5538.040**	**351 465 101**	1	0.300

GN (inch)	d1 (mm)	d2 (mm)	d3 Rp (inch)	d4 (mm)	d5 (mm)	d6 G (inch)	l (mm)	l1 (mm)	l2 (mm)	l3 (mm)	z1 (mm)	z2 (mm)
½	16	16	½	7	50	¾	25	51	51	42	34	34
½	16	16	½	7	50	¾	40	51	51	57	34	34

5539

Fixing accessories

- Description: to 4620, 4621, 5537, 5538, 5542, 5543, 5544, 762101047, 762101200
- Material: rubber, brass

Befestigungs-Set

- Beschreibung: zu 4620, 4621, 5537, 5538, 5542, 5543, 5544, 762101047, 762101200
- Werkstoff: Gummi, Messing

GN (inch)	JRG Code	GF Code	SP	Weight (kg)	d1 G (inch)	⬡
¾	**5539.003**	**355 569 401**	1	0.070	¾	32

5542

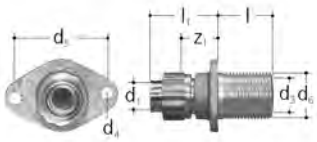

Wall penetration straight

- Material: gunmetal
- Connection: female thread, cone grip union

Wanddurchführung gerade

- Werkstoff: Rotguss
- Anschluss: Innengewinde, Bördelverschraubung

d (mm)	GN (inch)	JRG Code	GF Code	SP	Weight (kg)	d1 (mm)	d3 Rp (inch)	d4 (mm)	d5 (mm)	d6 G (inch)	l1 (mm)	z1 (mm)
16	½	**5542.030**	**351 467 501**	1	0.180	16	½	7	50	¾	39	22

5543

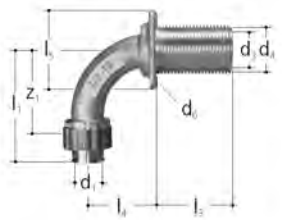

Wall penetration, single

- Material: gunmetal
- Connection: male thread, cone grip union

Wanddurchführung, einfach

- Werkstoff: Rotguss
- Anschluss: Aussengewinde, Bördelverschraubung

d (mm)	GN (inch)	JRG Code	GF Code	SP	Weight (kg)
16	½	**5543.140**	**351 561 201**	1	0.230

d (mm)	GN (inch)	d1 (mm)	d3 (inch)	d4 G (inch)	d6 (mm)	l (mm)	l1 (mm)	l3 (mm)	l4 (mm)	l5 (mm)	z1 (mm)
16	½	16	½	¾	7	40	64	40	38	40 - 40	44

5550

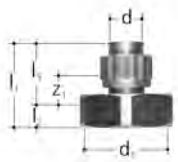

Adapter

- Material: gunmetal
- Connection: female thread, cone grip union

Übergang

- Werkstoff: Rotguss
- Anschluss: Innengewinde, Bördelverschraubung

d (mm)	GN (inch)	JRG Code	GF Code	SP	Weight (kg)	d1 G (inch)	l1 (mm)	l2 (mm)	l3 (mm)	z1 (mm)
16	¾	**5550.907**	**351 520 501**	1	0.100	¾	44	8	36	16
20	¾	**5550.908**	**351 520 601**	1	0.140	¾	48	8	40	18
16	1	**5550.918**	**351 402 301**	1	0.095	1	45	9	36	16
20	1	**5550.922**	**351 505 201**	1	0.145	1	47	9	38	16
25	1	**5550.919**	**351 482 401**	1	0.220	1	61	9	52	23

5551

Adapter

- Material: gunmetal
- Connection: loose nut, cone grip union

Übergang

- Werkstoff: Rotguss
- Anschluss: Lose Mutter, Bördelverschraubung

d (mm)	GN (inch)	JRG Code	GF Code	SP	Weight (kg)	d1 G (inch)	l1 (mm)	z1 (mm)	⬡
16	½	**5551.908**	**351 409 301**	1	0.090	½	45	28	15

5556

Adapter for distributor

- Material: gunmetal
- Connection: male thread, cone grip union

Übergang auf Verteiler

- Werkstoff: Rotguss
- Anschluss: Aussengewinde, Bördelverschraubung

d (mm)	JRG Code	GF Code	SP	Weight (kg)	d2 G (inch)	l (mm)	z1 (mm)	⬡
20	**5556.020**	**351 505 401**	1	0.180	1	63	35	30
25	**5556.025**	**351 483 201**	1	0.260	1	67	38	27

5563

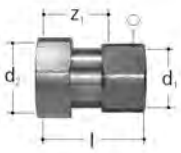

Adapter

- Material: gunmetal
- Connection: female thread, loose nut

Übergang

- Werkstoff: Rotguss
- Anschluss: Innengewinde, lose Mutter

GN (inch)	JRG Code	GF Code	SP	Weight (kg)	d1 Rp (inch)	d2 G (inch)	l (mm)	z1 (mm)	⬡
¾	**5563.320**	**355 567 301**	1	0.170	¾	1	52	29	32

5564

Bend for distributor

- Material: gunmetal
- Connection: female thread, male thread

Bogen auf Verteiler

- Werkstoff: Rotguss
- Anschluss: Innengewinde, Aussengewinde

Thread Type	Size (inch)	JRG Code	GF Code	SP	Weight (kg)
GN	¾	**5564.320**	**351 509 601**	1	0.140

d1 Rp (inch)	d2 G (inch)	l1 (mm)	l2 (mm)	z1 (mm)	⬡
¾	1	37	30	22	32

5565

Adapter for distributor

- Material: gunmetal
- Connection: female thread, male thread

Übergang auf Verteiler

- Werkstoff: Rotguss
- Anschluss: Innengewinde, Aussengewinde

GN (inch)	JRG Code	GF Code	Weight (kg)	d1 Rp (inch)	d2 G (inch)	l (mm)	⬡
¾	**5565.320**	**355 441 701**	0.110	¾	1	32	32
1	**5565.400**	**355 557 901**	0.140	1	1	34	41

5566

Adapter for distributor

- Material: gunmetal
- Connection: male thread

Übergang auf Verteiler

- Werkstoff: Rotguss
- Anschluss: Aussengewinde

GN (inch)	JRG Code	GF Code	SP	Weight (kg)	d1 R (inch)	d2 G (inch)	l (mm)	⬡
¾	**5566.320**	**351 441 401**	1	0.110	¾	1	42	27
1	**5566.400**	**351 441 501**	1	0.130	1	1	46	32

5568

Adapter for distributor

- Material: gunmetal
- Connection: male thread, soldering end

Übergang auf Verteiler

- Werkstoff: Rotguss
- Anschluss: Aussengewinde, Lötende

d (mm)	JRG Code	GF Code	SP	Weight (kg)	d1 (mm)	d2 G (inch)	l (mm)	⬡
22	**5568.022**	**355 441 801**	1	0.100	22	1	34	27

5572

Fixed point socket

- Material: gunmetal
- Connection: female thread, male thread

Fixpunktmuffe

- Werkstoff: Rotguss
- Anschluss: Innengewinde, Aussengewinde

d (mm)	JRG Code	GF Code	SP	Weight (kg)	d1	l (mm)	z1 (mm)
16	**5572.016**	**351 411 301**	1	0.095	M27x1.5	48	35
20	**5572.020**	**351 493 801**	1	0.160	M27x1.5	60	44

5615

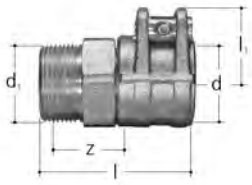

Adapter

- Material: gunmetal
- Connection: male thread

* as long as stock last

Übergang

- Werkstoff: Rotguss
- Anschluss: Aussengewinde

* solange Vorrat

	d (mm)	GN (inch)	JRG Code	GF Code	SP	Weight (kg)	d1 R (inch)	l (mm)	l1 (mm)	z (mm)
*	40	1 ¼	**5615.185**	**351 442 601**	1	0.610	1 ¼	81	37	45
*	50	1 ½	**5615.187**	**351 442 701**	1	0.800	1 ½	85	44	46
*	63	2	**5615.648**	**351 442 801**	1	1.320	2	100	53	53

Assembling aid
Montagehilfen

5735

Shuttering guide

- Material: plastic
- Accessories: coupling 5735.001/.002/.003, suspension device 5738.000

Schalungsdurchführung

- Werkstoff: Kunststoff
- Accessoires: Kupplung 5735.001/.002/.003, Verteileraufhägung 5738.000

d-d-d (mm)	JRG Code	GF Code	SP	Weight (kg)	b (mm)	l (mm)	l1 (mm)
12 - 16 - 20	**5735.016**	**355 552 301**	10	0.087	55	210	145

5735

Coupling

- Description: to 5735.016
- Material: plastic

Kupplung

- Beschreibung: zu 5735.016
- Werkstoff: Kunststoff

d (mm)	JRG Code	GF Code	SP	Weight (kg)	d1 (mm)	l (mm)
12	**5735.003**	**355 623 201**	20	0.005	18	22
16	**5735.001**	**355 552 401**	20	0.005	25	22
20	**5735.002**	**355 588 101**	50	0.012	29	22

5736

Pipe support

- Material: plastic
- Accessories: feet 5736.001, extension 5736.002

Rohrstütze

- Werkstoff: Kunststoff
- Accessoires: Fuss 5736.001, Verlängerung 5736.070

d-d (mm)	JRG Code	GF Code	SP	Weight (kg)	l (mm)	l1 (mm)
12 - 16	**5736.016**	**355 577 301**	10	0.082	166	215

5736

Pipe support

- Material: plastic

Rohrstütze

- Werkstoff: Kunststoff

d (mm)	JRG Code	GF Code	SP	Weight (kg)	l (mm)	l1 (mm)
20	**5736.020**	**355 565 701**	5	0.200	354	354

5736



Feet for pipe support

- Description: for 5736.016
- Material: plastic

Füsse zu Rohrstütze

- Beschreibung: für 5736.016
- Werkstoff: Kunststoff

d (mm)	JRG Code	GF Code	SP	Weight (kg)	l1 (mm)
27	**5736.001**	**355 580 101**	5	0.036	45

5736



Extension for pipe support

- Description: to 5736.016
- Material: PVC-U

Verlängerung zu Rohrstütze

- Beschreibung: zu 1380.320
- Werkstoff: PVC-U

d (mm)	JRG Code	GF Code	SP	Weight (kg)	l (mm)
30	**5736.002**	**355 557 701**	5	0.250	1000

5736

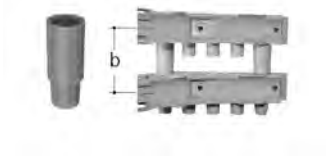

Spacer for pipe support

- Description: to 5736.016/.020
- Material: plastic

Distanzstück zu Rohrstütze

- Beschreibung: zu 5736.016/.020
- Werkstoff: Kunststoff

b (mm)	JRG Code	GF Code	SP	Weight (kg)
55	**5736.003**	**355 565 201**	10	0.040

5736

Pipe guide bend-set

- Material: plastic

Rohrführungsbogen-Set

- Werkstoff: Kunststoff

d (mm)	JRG Code	GF Code	SP	Weight (kg)	b (mm)	l (mm)	l1 (mm)
16	**5736.051**	**355 591 001**	10	0.035	122	200	100

5737

Shuttering box, single

- Description: 1 outlet
- Material: plastic

Schalungskasten, einfach

- Beschreibung: 1 Abgang
- Werkstoff: Kunststoff

d (mm)	JRG Code	GF Code	SP	Weight (kg)	l (mm)	l1 (mm)	l2 (mm)	b (mm)	h (mm)
12 x 16 x 20	**5737.030**	**355 562 210**	1	0.203	453	150	72	66	92

5737

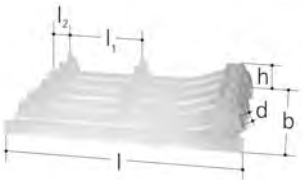

Shuttering box, multiple

- Description: for 9 outlets
- Material: plastic

Schalungskasten, mehrfach

- Beschreibung: für 9 Abgänge
- Werkstoff: Kunststoff

d (mm)	JRG Code	GF Code	SP	Weight (kg)	l (mm)	l1 (mm)	l2 (mm)	b (mm)	h (mm)
12 x 16 x 20	**5737.040**	**355 552 710**	1	0.942	463	150	41	275	88

5737

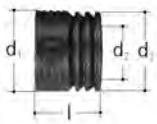

Reducer sleeve

- Material: plastic

Reduziermuffe

- Werkstoff: Kunststoff

d (mm)	JRG Code	GF Code	SP	Weight (kg)	d1 (mm)	d2 (mm)	d3 (mm)	l (mm)
12	**5737.003**	**351 522 701**	1	0.003	25	18	25	20

5738

Suspension device for distributor

- Material: steel, galvanized
- Connection: male thread

Aufhängung für Verteiler

- Werkstoff: Stahl, verzinkt
- Anschluss: Aussengewinde

d1 (mm)	JRG Code	GF Code	SP	Weight (kg)	l1 (mm)	d2
27	**5738.000**	**351 432 401**	1	0.070	95	M12

5738

Suspension device for distributor

- Description: to 5735.016, 5737.030/.040
- Material: steel, galvanized
- Connection: female thread

Aufhängung für Verteiler

- Beschreibung: zu 5735.016, 5737.030/.040
- Werkstoff: Stahl, verzinkt
- Anschluss: Innengewinde

d1 (mm)	JRG Code	GF Code	SP	Weight (kg)	d2	l (mm)	l1 (mm)	l2 (mm)
27	**5738.001**	**355 552 801**	1	0.188	M12	200	230	21
27	**5738.003**	**355 555 201**	1	0.165	M12	175	205	21

5739

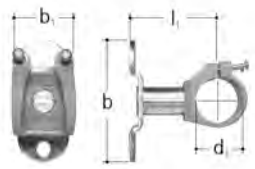

Bracket for distributor

- Material: steel, galvanized, plastic

Halter für Verteiler

- Werkstoff: Stahl, verzinkt, Kunststoff

d1 (mm)	JRG Code	GF Code	SP	Weight (kg)	b (mm)	b1 (mm)	l1 (mm)
27	**5739.000**	**351 419 201**	1	0.075	71	30	52

5740

Bracket for distributor

- Material: steel, galvanized, plastic

Halter für Verteiler

- Werkstoff: Stahl, verzinkt, Kunststoff

d1 (mm)	JRG Code	GF Code	SP	Weight (kg)	l1 (mm)	l2 (mm)	l3 (mm)	l4 (mm)
27	**5740.000**	**351 419 401**	1	0.202	52	100	130	28

5740

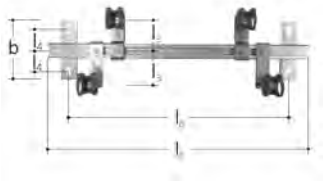

Bracket for distributor

- Material: steel, galvanized, plastic

Halterung für Verteiler

- Werkstoff: Stahl, verzinkt, Kunststoff

b (mm)	JRG Code	GF Code	SP	Weight (kg)	l3 (mm)	l4 (mm)	l5 (mm)	l6 (mm)
110	**5740.010**	**351 424 101**	1	1.080	55	40	480	410

5741

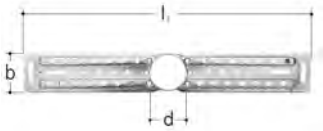

Box bracket, single

- Material: steel, galvanized

Dosenhalter, einfach

- Werkstoff: Stahl, verzinkt

d (mm)	JRG Code	GF Code	SP	Weight (kg)	b (mm)	l1 (mm)
47	**5741.001**	**355 559 001**	10	0.278	53	400

5741

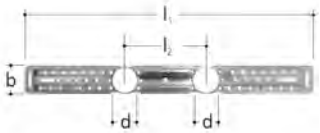

Box bracket, double

- Material: steel, galvanized

Dosenhalter, doppelt

- Werkstoff: Stahl, verzinkt

d (mm)	JRG Code	GF Code	SP	Weight (kg)	b (mm)	l1 (mm)	l2 (mm)
47	**5741.002**	**351 451 930**	10	0.388	53	550	150
47	**5741.003**	**355 559 301**	10	0.380	53	553	153
47	**5741.004**	**355 559 201**	10	0.370	53	520	120
47	**5741.005**	**355 559 101**	10	0.320	53	476	76
47	**5741.006**	**355 576 501**	10	0.347	53	500	100
47	**5741.007**	**355 576 601**	10	0.440	53	600	200
47	**5741.008**	**355 629 901**	10	0.380	53	560	160
47	**5741.012**	**355 633 902**	10	0.670	53	897	150
47	**5741.013**	**355 633 901**	10	0.670	53	897	153

5741



Shapet bracket, single

- Material: steel, galvanized
- Consisting of: bracket, fixing screws

Montageschiene, einfach

- Werkstoff: Stahl, verzinkt
- Bestehend aus: Halterung, Befestigungsschrauben

b (mm)	JRG Code	GF Code	SP	Weight (kg)	l1 (mm)	l3 (mm)
72	**5741.030**	**355 566 101**	1	0.270	162	13

5741



Shapet bracket, double

- Material: steel, galvanized
- Consisting of: bracket, fixing screws

Montageschiene, doppelt

- Werkstoff: Stahl, verzinkt
- Bestehend aus: Halterung, Befestigungsschrauben

b (mm)	JRG Code	GF Code	SP	Weight (kg)	l1 (mm)	l2 (mm)	l3 (mm)	AD (mm)
72	**5741.032**	**355 566 201**	1	0.528	315	153	13	153

5741

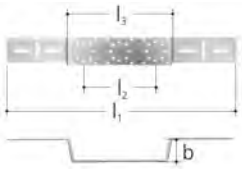

Angled shapet bracket, single/double

- Material: steel, galvanized
- Consisting of: bracket, fixing screws

Montageschiene abgewinkelt, einfach/doppelt

- Werkstoff: Stahl, verzinkt
- Bestehend aus: Halterung, Befestigungsschrauben

b (mm)	JRG Code	GF Code	SP	Weight (kg)	h (mm)	l1 (mm)	l2 (mm)	l3 (mm)
60	**5741.020**	**351 451 920**	1	0.525	58	553	153	244

5741

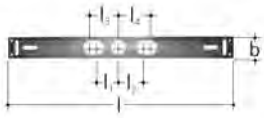

Shapet bracket Calor

- Material: steel, galvanized

Montageschiene Calor

- Werkstoff: Stahl, verzinkt

b (mm)	JRG Code	GF Code	SP	Weight (kg)	l (mm)	l1 (mm)	l2 (mm)	l3 (mm)	l4 (mm)
35	**5741.050**	**351 440 301**	1	0.327	365	35	40	45	50

5741

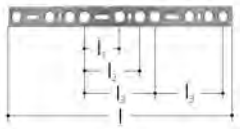

Bar gauge

- Material: steel, galvanized

Stablehre

- Werkstoff: Stahl, verzinkt

l (mm)	JRG Code	GF Code	SP	Weight (kg)	l1 (mm)	l2 (mm)	l3 (mm)
3000	**5741.090**	**351 494 301**	1	4.000	76	120	153

5741

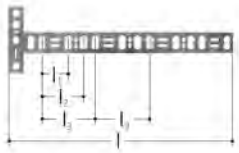

T-gauge

- Material: steel, galvanized

T-Lehre

- Werkstoff: Stahl, verzinkt

l (mm)	JRG Code	GF Code	SP	Weight (kg)	l1 (mm)	l2 (mm)	l3 (mm)
652	**5741.091**	**351 494 401**	1	1.270	76	120	153

5741

Pressure-pin

- Material: steel, galvanized
- Connection: male thread

Abpresszapfen

- Werkstoff: Stahl, verzinkt
- Anschluss: Aussengewinde

GN (inch)	JRG Code	GF Code	SP	Weight (kg)	d1 G (inch)	l (mm)
½	**5741.092**	**355 564 103**	10	0.120	½	65

5741

Protection- and fixing sleeve

- Material: steel, galvanized
- Connection: female thread

Schutz- und Befestigungshülse

- Werkstoff: Stahl, verzinkt
- Anschluss: Innengewinde

GN (inch)	JRG Code	GF Code	SP	Weight (kg)	d1 G (inch)	d2 (mm)	l (mm)
½	**5741.093**	**355 564 104**	10	0.145	½	30	75

5742

Support for sewage pipe

- Material: steel, galvanized

Ablaufhalter

- Werkstoff: Stahl, verzinkt

d1 (mm)	d2 (mm)	JRG Code	GF Code	SP	Weight (kg)	b (mm)	l (mm)	l1 (mm)	l2 (mm)
22	45 - 55	**5742.000**	**355 570 001**	1	0.255	45	150	65 - 110	8

5743



Pipe ties

- Material: plastic
- Temperature: -35°C - 85°C

Rohrbinder

- Werkstoff: Kunststoff
- Temperatur: -35°C - 85°C

l (mm)	JRG Code	GF Code	SP	Weight (kg)	b (mm)
180	**5743.001**	**355 493 101**	100	0.002	5
280	**5743.002**	**355 497 901**	100	0.002	5

5744

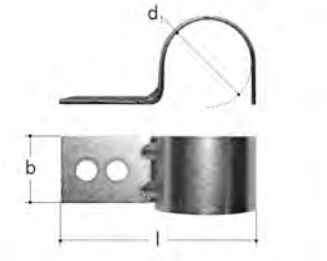

Pipe clip

- Material: steel, galvanized

Rohrbride

- Werkstoff: Stahl, verzinkt

d (mm)	JRG Code	GF Code	SP	Weight (kg)	d1 (mm)	b (mm)	l (mm)
12	**5744.112**	**355 619 901**	100	0.008	18	15	38
16	**5744.016**	**355 457 001**	100	0.020	25	20	57
20	**5744.020**	**355 561 201**	100	0.022	29	20	61
25	**5744.025**	**355 539 201**	100	0.025	34	20	67
32	**5744.032**	**355 539 301**	100	0.030	42	20	75

5744

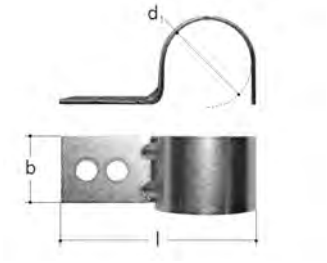

Pipe clip

- Material: steel, galvanized

Rohrbride

- Werkstoff: Stahl, verzinkt

d (mm)	JRG Code	GF Code	SP	Weight (kg)	d1 (mm)	b (mm)	l (mm)
12	**5744.112**	**355 619 901**	100	0.008	18	15	38
16	**5744.016**	**355 457 001**	100	0.020	25	20	57
20	**5744.020**	**355 561 201**	100	0.022	29	20	61
25	**5744.025**	**355 539 201**	100	0.025	34	20	67
32	**5744.032**	**355 539 301**	100	0.030	42	20	75

5744

Dowel-hook, single

- Description: for pipes d16/d20 with protective conduit
- Material: plastic

Dübelhaken, einfach

- Beschreibung: für Rohre d16/d20 mit Dämmung
- Werkstoff: Kunststoff

d1 (mm)	JRG Code	GF Code	SP	Weight (kg)	l (mm)
8	**5744.001**	**355 581 001**	100	0.006	78
8	**5744.002**	**355 581 002**	100	0.008	97

5744

Dowel-hook, double

- Description: for pipes d16/d20 with protective conduit
- Material: plastic

Dübelhaken, doppelt

- Beschreibung: für Rohre d16/d20 mit Dämmung
- Werkstoff: Kunststoff

d1 (mm)	JRG Code	GF Code	SP	Weight (kg)	l (mm)
8	**5744.011**	**355 580 901**	100	0.008	66
8	**5744.012**	**355 580 902**	100	0.008	97

5745

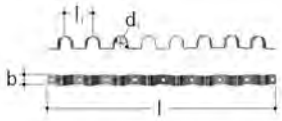

Pipe clip strip of 8

- Material: steel, galvanized

Bridenband 8-fach

- Werkstoff: Stahl, verzinkt

d (mm)	JRG Code	GF Code	SP	Weight (kg)	b (mm)	d1 (mm)	l (mm)	l1 (mm)
16	**5745.016**	**355 477 202**	6	0.150	20	25	456	55

5750

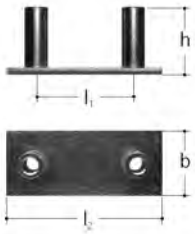

Bracket for distributor valve

- Description: to 5448
- Material: steel, galvanized

Halter für Verteilventil

- Beschreibung: zu 5448
- Werkstoff: Stahl, verzinkt

l1 (mm)	JRG Code	GF Code	SP	Weight (kg)	b (mm)	h (mm)	l2 (mm)
45	**5750.000**	**355 470 101**	1	0.100	30	31	70

5754

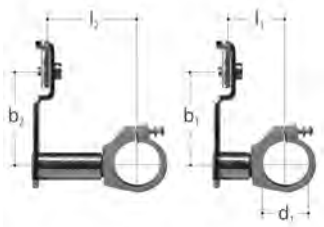

Bracket for distributor

- Description: to 5765
- Material: steel, galvanized, plastic

Halterung für Verteiler

- Beschreibung: zu 5765
- Werkstoff: Stahl, verzinkt, Kunststoff

d1 (mm)	JRG Code	GF Code	SP	Weight (kg)	b1 (mm)	b2 (mm)	l1 (mm)	l2 (mm)
27	**5754.000**	**351 419 301**	1	0.196	55	55	31	66

5755

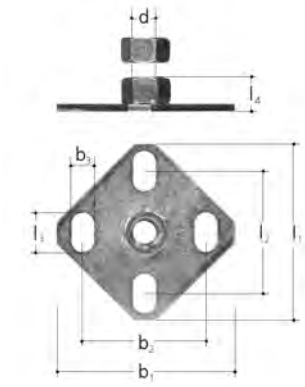

Base plate

- Material: steel, galvanized

Grundplatte

- Werkstoff: Stahl, verzinkt

d (mm)	JRG Code	GF Code	SP	Weight (kg)	b1 (mm)	b2 (mm)	b3 (mm)	l1 (mm)	l2 (mm)	l3 (mm)	l4 (mm)
M12	**5755.001**	**351 433 901**	1	0.090	73	50	9	73	50	16	15

5755

Spacing gauge

- Material: steel, galvanized

Distanzhalter

- Werkstoff: Stahl, verzinkt

l1 (mm)	l2 (mm)	l3 (mm)	JRG Code	GF Code	SP	Weight (kg)
76	120	153	**5755.005**	**351 426 901**	1	0.040

5755

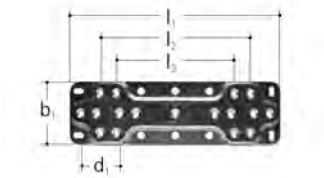

Base plate, double

- Material: steel, galvanized

Grundplatte, doppelt

- Werkstoff: Stahl, verzinkt

l1 (mm)	JRG Code	GF Code	SP	Weight (kg)	b1 (mm)	d1 (mm)	l2 (mm)	l3 (mm)
218	**5755.010**	**351 507 001**	1	0.235	65	40	153	120

5755

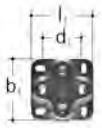

Base plate, single

- Material: steel, galvanized

Grundplatte, einfach

- Werkstoff: Stahl, verzinkt

b1 (mm)	JRG Code	GF Code	SP	Weight (kg)	d1 (mm)	l1 (mm)
65	**5755.011**	**351 508 601**	1	0.070	40	65

5755

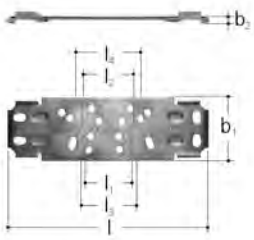

Base plate Calor

- Material: steel, galvanized

Grundplatte Calor

- Werkstoff: Stahl, verzinkt

l (mm)	JRG Code	GF Code	SP	Weight (kg)	b1 (mm)	b2 (mm)	l1 (mm)	l2 (mm)	l3 (mm)	l4 (mm)
160	**5755.050**	**351 441 301**	1	0.120	50	6	35	40	45	50

5757

Pipe support

- Material: plastic

Rohrstütze

- Werkstoff: Kunststoff

d (mm)	JRG Code	GF Code	SP	Weight (kg)	b1 (mm)	l (mm)	l1 (mm)
62	**5757.000**	**355 491 001**	10	0.116	80	154	200

5758



Insulation for distributor

- Consisting of: polyethylene foam, self-adhesive end pieces, mounting clips

Wärmedämmung für Verteiler

- Bestehend aus: Polyethylen-Schaum, selbstklebenden Endstücke, Montage-Clips

l (mm)	JRG Code	GF Code	SP	Weight (kg)	b (mm)	l1 (mm)
1000	**5758.000**	**355 565 801**	1	0.150	20	55

5758

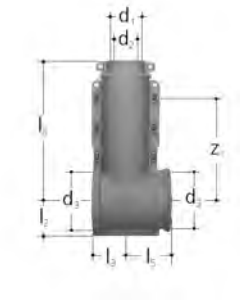

Protection cover for distributor

- Material: plastic

Schutzschale für Verteiler

- Werkstoff: Kunststoff

d-d-d (mm)	JRG Code	GF Code	SP	Weight (kg)
12 - 16 - 20	**5758.001**	**351 553 701**	5	0.031

d-d-d (mm)	d1 (mm)	d2 (mm)	d3 (mm)	l2 (mm)	l3 (mm)	l5 (mm)	l6 (mm)	z1 (mm)
12 - 16 - 20	29	25	50	42	25	35	107	80

5758

Protection cover for cross

- Material: plastic

Schutzschale für Kreuz

- Werkstoff: Kunststoff

d-d-d (mm)	JRG Code	GF Code	SP	Weight (kg)	d1 (mm)	d2 (mm)	d3 (mm)	l2 (mm)	l5 (mm)	l6 (mm)	z1 (mm)
12 - 16 - 20	**5758.002**	**351 553 801**	10	0.036	29	25	50	42	35	107	80

5758



Protection cover set 3-way

- Material: plastic
- Consisting of: 5758.001 protection cover (distributor), 2x 5758.002 protection cover (cross), 2x 5758.009 cover cap

Schutzschalen-Set 3-fach

- Werkstoff: Kunststoff
- Bestehend aus: 5758.001 Schutzschale (Verteiler), 2x 5758.002 Schutzschale (Kreuz), 2x 5758.009 Schutzkappe

d-d-d (mm)	JRG Code	GF Code	SP	Weight (kg)	d1 (mm)	d2 (mm)	l1 (mm)	l2 (mm)	l4 (mm)	l6 (mm)	z1 (mm)
12 - 16 - 20	**5758.003**	**351 553 901**	1	0.110	29	25	195	42	55	107	80

5758

Protection cover set 4-way

- Material: plastic
- Consisting of: 5758.001 protection cover (distributor), 3x 5758.002 protection cover (cross), 2x 5758.009 cover cap

Schutzschalen-Set 3-fach

- Werkstoff: Kunststoff
- Bestehend aus: 5758.001 Schutzschale (Verteiler), 3x 5758.002 Schutzschale (Kreuz), 2x 5758.009 Schutzkappe

d-d-d (mm)	JRG Code	GF Code	SP	Weight (kg)	d1 (mm)	d2 (mm)	l1 (mm)	l2 (mm)	l4 (mm)	l6 (mm)	z1 (mm)
12 - 16 - 20	**5758.004**	**351 554 001**	1	0.163	29	25	252	42	55	107	80

5758

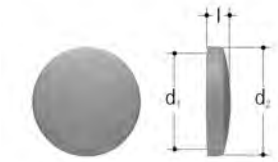

Cap to protection cover

- Material: plastic

Kappe zu Schutzschalen

- Werkstoff: Kunststoff

d-d-d (mm)	JRG Code	GF Code	SP	Weight (kg)	d1 (mm)	d2 (mm)	l (mm)
12 - 16 - 20	**5758.009**	**351 554 101**	10	0.006	50	54	12

5759

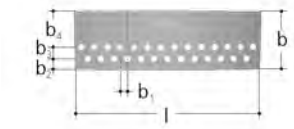

Pipe spacer board, double-row

- Material: styrofoam

Rohrdistanz-Abdeckung mit zwei Lochreihen

- Werkstoff: Styropor

l (mm)	JRG Code	GF Code	SP	Weight (kg)	b (mm)	b1 (mm)	b2 (mm)	b3 (mm)	b4 (mm)
780	**5759.000**	**355 557 801**	1	0.230	250	35	50	50	150

Access panels and accessories
Revisionsrahmen und Zubehör

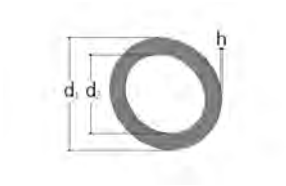

Gasket

- Description: to 5741

Dichtung

- Beschreibung: zu 5741

GF Code	SP	Weight (kg)	d1 (mm)	d2 (mm)	h (mm)
355 564 105	1	0.000	11	5	3

Venting Screw

- Description: to 5741

Entlüftungsschraube

- Beschreibung: zu 5741

d (inch)	GF Code	SP	Weight (kg)
¼	**355 564 102**	1	0.008

5760

Access panel

- Description: to wall panels 150x150mm
- Material: aluminium, steel, plastic

Revisionsrahmen

- Beschreibung: zu Wandplatten 150x150mm
- Werkstoff: Aluminium, Stahl, Kunststoff

b (mm)	l (mm)	JRG Code	GF Code	SP	Weight (kg)
309	156	**5760.001**	**355 462 901**	1	1.040
309	309	**5760.002**	**355 462 902**	1	2.530
309	462	**5760.003**	**355 462 903**	1	3.000
462	462	**5760.005**	**355 462 905**	1	4.000
462	615	**5760.006**	**355 462 906**	1	5.200
462	768	**5760.007**	**355 462 907**	1	7.000

5762

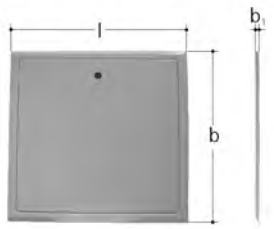

Access panel with door

- Material: sheet steel, powder coated (white)

Revisionsrahmen mit Türe

- Werkstoff: Stahlblech, Pulverbeschichtet (weiss)

b (mm)	l (mm)	JRG Code	GF Code	SP	Weight (kg)	b1 (mm)
526	546	**5762.005**	**355 597 201**	1	3.410	10
526	699	**5762.006**	**355 597 301**	1	4.260	10
526	852	**5762.007**	**355 597 401**	1	5.070	10

5762

Locking bolt with square box wrench

- Description: to 5762
- Material: steel, galvanized

Drehriegel mit Vierkant

- Beschreibung: zu 5762
- Werkstoff: Stahl, verzinkt

□	JRG Code	GF Code	SP	Weight (kg)
8	**5762.090**	**355 598 201**	1	0.130

5762

Locking bolt with key

- Description: to 5762
- Material: steel, galvanized

Drehriegel mit Schlüssel

- Beschreibung: zu 5762
- Werkstoff: Stahl, verzinkt

JRG Code	GF Code	SP	Weight (kg)
5762.091	**355 598 301**	1	0.100

5765

Built-in box with faceplat for distributor, without access panel

- Material: plastic

Einbaukasten mit Frontblende für Verteiler, ohne Revisionsrahmen

- Werkstoff: Kunststoff

b (mm)	h (mm)	l (mm)	JRG Code	GF Code	SP	Weight (kg)	h1 (mm)	h2 (mm)
111	654	496	**5765.005**	**355 586 501**	1	5.950	443	0 - 145
111	654	649	**5765.006**	**355 586 502**	1	7.400	443	0 - 145
111	654	802	**5765.007**	**355 586 503**	1	9.000	443	0 - 145

5592

Fixing screws

- Description: to 5765, 5762

Befestigungs-Schraube

- Beschreibung: zu 5765, 5762

JRG Code	GF Code	SP	Weight (kg)
5592.201	**355 592 201**	1	0.025

5766

Built-in box for distributor, splash watertight

- Description: to 5766, 5767

* as long as stock last

Einbaukasten für Verteiler, spritzwasserdicht

- Beschreibung: zu 5766, 5767

* solange Vorrat

	JRG Code	GF Code	Weight (kg)	l (mm)	b (mm)	h (mm)
2 x 8	**5766.006**	**355 617 302**	2.600	545	110	610
2 x 12	**5766.007**	**355 617 303**	3.890	870	110	610

5766



Support to cabinet for distributor, splash watertight

- Description: to 355 617 301 / 302 / 303
- Material: steel, galvanized

* as long as stock last

Füsse zu Einbaukasten für Verteiler, spritzwasserdicht

- Beschreibung: zu 355 617 301 / 302 / 303
- Werkstoff: Stahl, verzinkt

* solange Vorrat

h (mm)	l (mm)	JRG Code	GF Code	SP	Weight (kg)	h1 (mm)	h2 (mm)
550	100	**5766.090**	**355 617 305**	1	1.334	370	190 - 310

5766



Frame with door and lock

- Description: to 355 617 301 / 302 / 303

* as long as stock last

Rahmen mit Türe und Schloss

- Beschreibung: zu 355 617 301 / 302 / 303

* solange Vorrat

JRG Code	GF Code	SP	Weight (kg)	b (mm)	l (mm)
5766.015	**355 617 602**	1	3.120	621	561
5766.016	**355 617 604**	1	3.330	621	621
5766.017	**355 617 606**	1	4.750	621	945

5766



Cover plate

- Description: to 355 617 301 / 302 / 303

* as long as stock last

Abdeckplatte

- Beschreibung: zu 355 617 301 / 302 / 303

* solange Vorrat

JRG Code	GF Code	SP	Weight (kg)	l (mm)	b (mm)
5766.025	**355 617 702**	1	1.800	525	630
5766.026	**355 617 704**	1	1.900	585	630
5766.027	**355 617 706**	1	3.000	910	630

5767

Sealing plug

- Description: to 355 617 301 / 302 / 303
- Material: rubber

* as long as stock last

Dichtstopfen

- Beschreibung: zu 355 617 301 / 302 / 303
- Werkstoff: Gummi

* solange Vorrat

d2 (mm)	JRG Code	GF Code	SP	Weight (kg)	h (mm)
35	**5767.000**	**355 617 502**	100	0.029	34

5767

Sealing ring

- Description: to 355 617 301 / 302 / 303
- Material: rubber

* as long as stock last

Dichtring

- Beschreibung: zu 355 617 301 / 302 / 303
- Werkstoff: Gummi

* solange Vorrat

	d (mm)	JRG Code	GF Code	SP	Weight (kg)	d1 (mm)	d2 (mm)	h (mm)	Color
	12	**5767.012**	**355 617 504**	100	0.028	18	35	34	black
	16	**5767.016**	**355 617 506**	100	0.024	25	35	34	green
	20	**5767.020**	**355 617 508**	100	0.018	29	35	34	yellow
*	26	**5767.026**	**355 617 510**	100	0.022	26	35	34	red
*	32	**5767.032**	**355 617 512**	100	0.011	32	35	34	blue

5766

Cabinet splash watertight

- With frame, door and splash water protection as well as factory assembled rubber plugs in the outlets, drain connection set, manifold brackets and installation instruction
- Aluminum and steel (white)

Einbaukasten spritzwasserdicht

- Mit Rahmen, Türe und Spritzwasserschutz sowie werksseitigen Gummipfropfen in den Abgängen, Ablaufanschlussset, Verteilerbefestigung und Montageanleitung
- Aluminium und Stahl (weiss)

	JRG Code	GF Code	SP	Weight (kg)	l (mm)	h (mm)	b (mm)
2 x 5	**5766.005**	**355 617 310**	1	8.200	438	552	107
2 x 8	**5766.008**	**355 617 311**	1	9.900	548	552	107
2 x 12	**5766.012**	**355 617 312**	1	14.100	823	552	107

Tools
Werkzeuge

5777

Alignment gauge

- Material: aluminium

Richthülse

- Werkstoff: Aluminium

GN (inch)	JRG Code	GF Code	SP	Weight (kg)	d1 (mm)	l (mm)
½	**5777.070**	**351 425 211**	1	0.251	30	200

5779

Cable with pipe pull coupling

- Description: to JRG Sanipex pipes d12-d20
- Material: steel

*sinlge coupling

Drahtseil mit Rohr-Zugkupplung

- Beschreibung: zu JRG Sanipex Rohre d12-d20
- Werkstoff: Stahl

*Ersatzkupplung

	d (mm)	JRG Code	GF Code	SP	Weight (kg)	L (m)	L1 (mm)	d1 (mm)	d2 (mm)	d3 (mm)
	12-20	**5779.010**	**355 615 801**	1	0.662	15		12	16	20
*	12		**355 623 601**	1	0.050		30			
*	16		**355 564 701**	1	0.055		35			
*	20		**355 564 801**	1	0.124		40			

5779

Nylon string

Nylonsaite

L (m)	JRG Code	GF Code	SP	Weight (kg)
15	**5779.020**	**355 564 201**	1	0.268

5782

Special cutter

- Description: to JRG Sanipex pipes d12-d32
- Material: aluminium

Spezialschere

- Beschreibung: zu JRG Sanipex Rohre d12-d32
- Werkstoff: Aluminium

d (mm)	JRG Code	GF Code	SP	Weight (kg)	b (mm)	l (mm)
12 - 32	**5782.000**	**355 460 601**	1	0.300	85	200

Fitter's toolkits
Montagekoffer

5779

Pipe pull coupling

- Material: steel

Rohr-Zugkupplung

- Werkstoff: Stahl

d (mm)	JRG Code	GF Code	SP	Weight (kg)	□
12	**5779.003**	**351 524 001**	1	0.018	10
16	**5779.001**	**355 569 101**	1	0.040	13
20	**5779.002**	**355 569 301**	1	0.070	15

5790

Fitter's toolkit d12/d16/d20

- Consisting of: **5777.070** Alignment gauge ½, **5790.001** Fitter's toolkit, **5790.002** Assembly pliers d16, **5790.003** Ratchet torque wrench d16, **5790.004** Multi-purpose cutter, **5790.005**, Pipe wrench, **5790.008** Box assembly key, **5790.011** Spanner 18/21, **5791.002** Assembly pliers d12, **5791.003** Ratchet torque wrench d12, **5792.002** Assembly pliers d20, **5792.003** Ratchet torque wrench d20

Montagekoffer d12/d16/d20

- Bestehend aus: **5777.070** Richthülse ½, **5790.001** Montagekoffer, **5790.002** Montagezange d16, **5790.003** Ratschen-Drehmomentschlüssel d16, **5790.004** Kombischere, **5790.005** Rohrhaltezange, **5790.008** Dosen-Montageschlüssel, **5790.011** Gabelschlüssel 18/21, **5791.002** Montagezange d12, **5791.003** Ratschen-Drehmomentschlüssel d12, **5792.002** Montagezange d20, **5792.003** Ratschen-Drehmomentschlüssel d20

d-d-d (mm)	JRG Code	GF Code	SP	Weight (kg)	b (mm)	b1 (mm)	l (mm)
12 - 16 - 20	**5790.090**	**355 632 101**	1	8.900	345	110	520

5790

Fitter's toolkit empty d12/d16/d20

- Material: plastic

Montagekoffer leer d12/d16/d20

- Werkstoff: Kunststoff

d-d-d (mm)	JRG Code	GF Code	SP	Weight (kg)	b (mm)	b1 (mm)	l (mm)
12 - 16 - 20	**5790.001**	**355 632 501**	1	2.450	345	110	520

5791

Assembly pliers

- Material: aluminium, steel, plastic

Montagezange

- Werkstoff: Aluminium, Stahl, Kunststoff

d (mm)	JRG Code	GF Code	SP	Weight (kg)	b (mm)	l (mm)
12	**5791.002**	**355 597 001**	1	0.900	100	357
16	**5790.002**	**355 528 901**	1	1.795	115	500
20	**5792.002**	**355 582 801**	1	1.880	115	500

5791

Ratchet torque wrench

- Material: steel, plastic

Ratschen-Drehmomentschlüssel

- Werkstoff: Stahl, Kunststoff

d (mm)	JRG Code	GF Code	SP	Weight (kg)	b (mm)	l (mm)
12	**5791.003**	**355 602 002**	1	0.205	40	190
16	**5790.003**	**355 537 902**	1	0.245	50	230
20	**5792.003**	**355 587 902**	1	0.414	60	280

5790

Multi-purpose cutter

- Material: steel, plastic

Kombischere

- Werkstoff: Stahl, Kunststoff

d-d-d (mm)	JRG Code	GF Code	SP	Weight (kg)	b (mm)	l (mm)
12 - 16 - 20	**5790.004**	**355 632 424**	1	0.150	45	200

5790

Pipe wrench

- Material: aluminium

Rohrhaltezange

- Werkstoff: Aluminium

d-d-d (mm)	JRG Code	GF Code	SP	Weight (kg)	b (mm)	l (mm)
12 - 16 - 20	**5790.005**	**355 555 301**	1	0.330	40	245

5790

Gauge pin

- Material: steel

Montagestift

- Werkstoff: Stahl

d (mm)	JRG Code	GF Code	SP	Weight (kg)	l (mm)
12	**5790.006**	**355 544 201**	1	0.150	150

5790

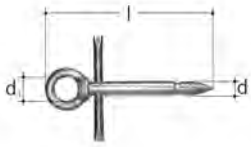

Pipe pull device

- Material: steel

Rohrzieher

- Werkstoff: Stahl

d-d-d (mm)	JRG Code	GF Code	SP	Weight (kg)	d1 (mm)	l (mm)
12 - 16 - 20	**5790.007**	**355 576 801**	1	0.333	25	175

5790

Box assembly key

- Material: plastic

Dosen-Montageschlüssel

- Werkstoff: Kunststoff

d (mm)	JRG Code	GF Code	SP	Weight (kg)	l (mm)
36	**5790.008**	**351 425 201**	1	0.030	100

5790

Allen key

- Material: steel, plastic

Winkel-Stiftschlüssel

- Werkstoff: Stahl, Kunststoff

b (mm)	l (mm)	JRG Code	GF Code	SP	Weight (kg)	⬡
35	200	**5790.009**	**355 557 401**	1	0.160	10

5790

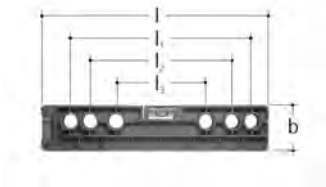

Spirit level

- Material: plastic

Wasserwaage

- Werkstoff: Kunststoff

b (mm)	l (mm)	JRG Code	GF Code	SP	Weight (kg)	l1 (mm)	l2 (mm)	l3 (mm)
40	190	**5790.010**	**355 560 101**	1	0.055	153	120	76

5790

Spanner

- Material: steel

Sechskantschlüssel

- Werkstoff: Stahl

l (mm)	JRG Code	GF Code	SP	Weight (kg)	⬡1	⬡2
235	**5790.011**	**355 576 901**	1	0.194	18	21

5792

Fitter's toolkit d16+d20

- Consisting of: **5777.070** Alignment gauge ½, **5790.001** Fitter's toolkit, **5790.002** Assembly pliers d16, **5790.003** Ratchet torque wrench d16, **5790.004** Multi purpose cutter, **5790.005** Pipe wrench, **5790.008** Box assembly key, **5790.011** Spanner 18/21, **5792.002** Assembly pliers d20, **5792.003** Ratchet torque wrench d20

Montagekoffer d16+d20

- Bestehend aus: **5777.000** Richthülse ½, **5790.001** Montagekoffer, **5790.002** Montagezange d16, **5790.003** Ratschen-Drehmomentschlüssel d16, **5790.004** Kombischere, **5790.005** Rohrhaltezange, **5790.008** Dosen-Montageschlüssel, **5790.011** Gabelschlüssel 18/21, **5792.002** Montagezange d20, **5792.003** Ratschen-Drehmomentschlüssel d20

d-d (mm)	JRG Code	GF Code	SP	Weight (kg)	b (mm)	b1 (mm)	l (mm)
16 - 20	**5792.000**	**355 584 701**	1	8.000	345	110	520

5793

Fitter's toolkit d25+d32

- Consisting of: **5793.001** Fitter's toolkit, **5793.002** Turn up device d25, **5793.003** Turn up device d32, **5793.004** Torque wrench d25, **5793.005** Torque wrench d32, **5793.006** Pipe cutter, **5793.007** Pipe wrench, **5793.008** Spanner 27/32, **5790.009** Allen key

Montagekoffer d25+32

- Bestehend aus: **5793.001** Montagekoffer, **5793.002** Aufdrehwerkzeug d25, **5793.003** Aufdrehwerkzeug d32, **5793.004** Drehmomentschlüssel d25, **5793.005** Drechmomentschlüssel d32, **5793.006** Rohrabschneider, **5793.007** Rohrhaltezange, **5793.008** Gabelschlüssel 27/32, **5790.009** Winkel-Stiftschlüssel

d-d (mm)	JRG Code	GF Code	SP	Weight (kg)	b (mm)	b1 (mm)	l (mm)
25 - 32	**5793.000**	**355 578 701**	1	5.660	345	110	520

5793

Turn up device

- Material: steel, galvanized

Aufdrehwerkzeug

- Werkstoff: Stahl, verzinkt

d (mm)	JRG Code	GF Code	SP	Weight (kg)	d1	l (mm)
25	**5793.002**	**355 572 901**	1	0.175	M34 x 2	69
32	**5793.003**	**355 573 201**	1	0.325	M42 x 2	84

5793

Torque wrench

- Material: steel, plastic

Drehmomentschlüssel

- Werkstoff: Stahl, Kunststoff

d (mm)	JRG Code	GF Code	SP	Weight (kg)	b (mm)	l (mm)
25	**5793.004**	**355 575 001**	1	0.730	56	347
32	**5793.005**	**355 576 001**	1	0.963	69	416

5793

Pipe cutter

- Material: steel

Rohrschneider

- Werkstoff: Stahl

d-d (mm)	JRG Code	GF Code	SP	Weight (kg)	b (mm)	l (mm)
12 - 32	**5793.006**	**355 578 503**	1	0.486	66	145

5793

Pipe wrench

- Material: aluminium

Rohrhaltezange

- Werkstoff: Aluminium

d-d (mm)	JRG Code	GF Code	SP	Weight (kg)	b (mm)	l (mm)
25 - 32	**5793.007**	**355 573 501**	1	0.462	60	250

Accessoires
Zubehör

0964

Self-tapping countersunk screw

- Description: to 5741

PT-Schraube

- Beschreibung: zu 5741

Dim.	GF Code	SP	Weight (kg)
5x16	**350 964 802**	1	0.003

0964

Self-tapping countersunk screw

- Description: to 5709, 5741

PT-Schraube

- Beschreibung: zu 5709, 5741

Dim.	GF Code	SP	Weight (kg)
5x18	**350 964 901**	1	0.002

0947

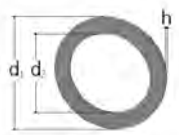

Gasket

- Description: to 4640, 4705, 4771, 5419-5424, 5428-5433, 5440-5442, 5450-5455, 5565-5568

Dichtung

- Beschreibung: zu 4640, 4705, 4771, 5419-5424, 5428-5433, 5440-5442, 5450-5455, 5565-5568

d1 (mm)	d2 (mm)	GF Code	SP	Weight (kg)	h (mm)
30	23	**350 947 919**	1	0.001	1.5

0929

Gasket

- Description: to 4700, 5550

Dichtung

- Beschreibung: zu 4700, 5550

d1 (mm)	d2 (mm)	GF Code	SP	Weight (kg)	h (mm)
19	13	**350 929 420**	1	0.001	1.5
25	18	**350 928 726**	1	0.001	1.5
31	22	**350 929 413**	1	0.001	1.5
40	30	**350 929 414**	1	0.002	1.5
46	35	**350 929 415**	1	0.002	1.5
58	42	**350 929 436**	1	0.004	1.5

1508

Cone union

- Material: brass

Bördel-Verschraubung

- Werkstoff: Messing

d (mm)	GF Code	SP	d1
12	**351 508 110**	10	M17x1.25
16	**351 400 110**	10	M22x1.5
20	**351 500 110**	10	M27x1.5
25	**351 470 110**	1	M34x2
32	**351 471 110**	1	M42x2

1508

Cone union, nickel plated

- Material: brass

Bördel-Verschraubung, vernickelt

- Werkstoff: Messing

d (mm)	GF Code	SP	d1
12	**351 508 120**	1	M17x1.25
16	**351 400 120**	1	M22x1.5
20	**351 500 120**	1	M27x1.5

1448

Fixing ring

- Description: to 5412, 5495

Klemmring

- Beschreibung: zu 5412, 5495

d (mm)	GF Code	SP
12	**351 448 301**	0

Table of contents

Pipes	260
Fittings	264
Valves	298
Accessories	304
Tools	305

JRG Sanipex MT

Technical Data

Materials
PE-Xa, PE-Xc, PE-Xc/AL/PE-X, PPSU/PA-GF, gunmetal

Dimension range
d12 - d63

Jointing technology
Conegrip union technology

Operating pressure
up to 10 bar

Operating temperature
0°C to 70°C in continous operation
(short-term up to 95°C)

Technische Daten

Werkstoffe
PE-Xa, PE-Xc, PE-Xc/AL/PE-X, PPSU/PA-GF, Rotguss

Dimensionsbereich
d12 - d63

Verbindungstechnologie
Bördelverschraubung

Betriebsdruck
bis 10 bar

Betriebstemperatur
0°C bis 70°C im Dauerbetrieb
(kurzfristig bis zu 95°C)

Advantages

- Superior low pressure losses
- Water pocket free hygienic connections
- Detachable and reusable connection
- Hardly any noise pollution
- Handy installation tools

Vorteile

- Minimale Druckverluste
- Totraumfreie, hygienisch einwandfreie Rohrverbindung
- Lös- und wiederverwendbare Verbindung
- Äusserst geringe Fliessgeräuschentwicklung
- Ergonomische Installationswerkzeuge

Pipes
Rohre

4600

JRG Sanipex MT pipe in bars

- Description: in bars
- Material: multilayer pipe PE-X/AL/PE-X

JRG Sanipex MT Rohr in Stangen

- Beschreibung: in Stangen
- Material: Metallverbundrohr PE-X/AL/PE-X

d (mm)	DN (mm)	JRG Code	GF Code	SP	Weight (kg/m)	l (m)	s (mm)
16	12	**4600.016**	**351 616 702**	125	0.133	5	2.25
20	15	**4600.020**	**351 620 702**	80	0.185	5	2.50
26	20	**4600.026**	**351 626 702**	45	0.298	5	3.00
32	25	**4600.032**	**351 632 702**	35	0.393	5	3.00
40	32	**4600.040**	**351 640 902**	20	0.605	5	3.50
50	40	**4600.050**	**351 650 902**	25	0.870	5	4.00
63	50	**4600.063**	**351 663 902**	20	1.315	5	4.50
16	12	**4600.316**	**351 616 712**	75	0.133	3	2.25
20	15	**4600.320**	**351 620 712**	48	0.185	3	2.50
26	20	**4600.326**	**351 626 712**	27	0.298	3	3.00
32	25	**4600.332**	**351 632 712**	21	0.393	3	3.00
40	32	**4600.340**	**351 640 912**	12	0.605	3	3.50

4600



JRG Sanipex MT ECO pipe in bars

- Description: in bars
- Material: multilayer pipe PE-RT/AL/PE-RT

JRG Sanipex MT ECO Rohr in Stangen

- Beschreibung: in Stangen
- Material: Metallverbundrohr PE-RT/AL/PE-RT

d (mm)	DN (mm)	JRG Code	SP	GF Code	Weight (kg/m)	l (m)	s (mm)
16	12	**4600.716**	125	**351 616 792**	0.144	5	2.25
20	15	**4600.720**	80	**351 620 792**	0.160	5	2.50
26	20	**4600.726**	45	**351 626 792**	0.260	5	3.00
32	25	**4600.732**	35	**351 632 792**	0.350	5	3.00
40	32	**4600.740**	20	**351 640 992**	0.500	5	3.50
50	40	**4600.750**	25	**351 650 992**	0.700	5	4.00
63	50	**4600.763**	20	**351 663 992**	1.100	5	4.50

4602

JRG Sanipex MT pipe in pipe in coils

- Description: in coils with conduit
- Material: multilayer pipe PE-X/AL/PE-X, PE-conduit

JRG Sanipex MT Rohr in Rohr in Ringen

- Beschreibung: in Ringen mit Schutzrohr
- Material: Metallverbundrohr PE-X/AL/PE-X, PE-Schutzrohr

d (mm)	DN (mm)	JRG Code	GF Code	SP	Weight (kg/m)	d1 (mm)	l (m)	s (mm)
16	12	**4602.016**	**351 616 734**	50	0.199	25	50	2.25
20	15	**4602.020**	**351 620 734**	50	0.271	29	50	2.50

4602

JRG Sanipex MT ECO pipe in pipe in coils

- Description: in coils with conduit
- Material: multilayer pipe PE-RT/AL/PE-RT, PE-conduit

JRG Sanipex MT ECO Rohr in Rohr in Ringen

- Beschreibung: in Ringen mit Schutzrohr
- Material: Metallverbundrohr PE-RT/AL/PE-RT, PE-Schutzrohr

d (mm)	DN (mm)	JRG Code	SP	GF Code	Weight (kg/m)	l (m)	s (mm)
16	12	**4602.716**	50	**351 616 793**	0.206	50	2.25
20	15	**4602.720**	50	**351 620 793**	0.244	50	2.50

4604

JRG Sanipex MT pipe in coils

- Description: in coils
- Material: multilayer pipe PE-X/AL/PE-X

JRG Sanipex MT Rohr in Ringen

- Beschreibung: in Ringen
- Material: Metallverbundrohr PE-X/AL/PE-X

d (mm)	DN (mm)	JRG Code	GF Code	SP	Weight (kg/m)	l (m)	s (mm)	kg/m (kg/m)
12	8	**4604.112**	**351 612 014**	100	0.069	100	1.70	0.069
16	12	**4604.016**	**351 616 714**	50	0.139	50	2.25	0.133
20	15	**4604.020**	**351 620 714**	50	0.185	50	2.50	0.197
26	20	**4604.026**	**351 626 714**	50	0.298	50	3.00	0.298
32	25	**4604.032**	**351 632 714**	50	0.393	50	3.00	0.393

JRG Sanipex MT ECO pipe in coils

- Description: in coils
- Material: multilayer pipe PE-RT/AL/PE-RT

JRG Sanipex MT ECO Rohr in Ringen

- Beschreibung: in Ringen
- Material: Metallverbundrohr PE-RT/AL/PE-RT

d (mm)	DN (mm)	JRG Code	SP	GF Code	Weight (kg/m)	l (m)	s (mm)
16	12	**4604.716**	50	**351 616 794**	0.144	100	2.25
20	15	**4604.720**	50	**351 620 794**	0.160	50	2.50
26	20	**4604.726**	50	**351 626 794**	0.260	50	3.00
32	25	**4607.732**	50	**351 632 794**	0.350	50	3.00

4606

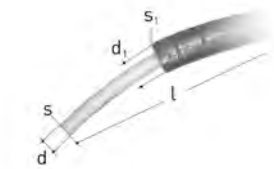

JRG Sanipex MT pipe in coils, 6 mm isolated

- Description: in coils with insulation 0.035 W/mK
- Material: multilayer pipe PE-X/AL/PE-X

JRG Sanipex MT Rohr in Ringen, 6 mm isoliert

- Beschreibung: in Ringen mit Dämmung 0.035 W/mK
- Material: Metallverbundrohr PE-X/AL/PE-X

d (mm)	DN (mm)	JRG Code	GF Code	SP	Weight (kg/m)	d1 (mm)	l (m)	s (mm)	s1 (mm)
12	8	**4606.012**	**351 612 035**	100	0.085	24	100	1.70	6
16	12	**4606.016**	**351 616 735**	50	0.178	28	50	2.25	6
20	15	**4606.020**	**351 620 735**	50	0.259	32	50	2.50	6
26	20	**4606.026**	**351 626 735**	50	0.364	38	50	3.00	6
32	25	**4606.032**	**351 632 735**	25	0.435	52	25	3.00	10

4606

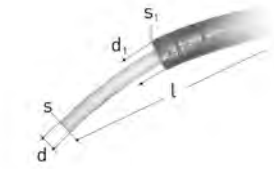

JRG Sanipex MT pipe in coils, 10 mm isolated

- Description: in coils with insulation 0.035 W/mK
- Material: multilayer pipe PE-X/AL/PE-X

JRG Sanipex MT Rohr in Ringen, 10 mm isoliert

- Beschreibung: in Ringen mit Dämmung 0.035 W/mK
- Material: Metallverbundrohr PE-X/AL/PE-X

d (mm)	DN (mm)	JRG Code	Weight (kg/m)	GF Code	SP	d1 (mm)	l (m)	s (mm)	s1 (mm)
12	8	**4606.112**	0.098	**351 612 036**	100	32	100	1.70	10
16	12	**4606.116**	0.226	**351 616 736**	50	36	50	2.25	10
20	15	**4606.120**	0.313	**351 620 736**	50	40	50	2.50	10
26	20	**4606.126**	0.428	**351 626 736**	50	46	50	3.00	10
32	25	**4606.132**	0.511	**351 632 736**	25	62	25	3.00	15

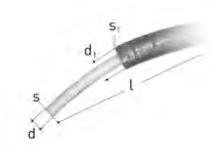

JRG Sanipex MT ECO pipe in coils, 10mm isolated

- Description: in coils with insulation 0.035 W/mK
- Material: multilayer pipe PE-RT/AL/PE-RT

JRG Sanipex MT ECO Rohr in Ringen, 10 mm isoliert

- Beschreibung: in Ringen mit Dämmung 0.035 W/mK
- Material: Metallverbundrohr PE-RT/AL/PE-RT

d (mm)	DN (mm)	JRG Code	SP	Weight (kg/m)	GF Code	d1 (mm)	l (m)	s (mm)	s1 (mm)
16	12	**4606.816**	50	0.186	**351 616 795**	36	50	2.25	10
20	15	**4606.820**	50	0.207	**351 620 795**	40	50	2.50	10
26	20	**4606.826**	50	0.306	**351 626 795**	46	50	3.00	10

4606

JRG Sanipex MT pipe in coils, 20 mm isolated

- Description: in coils with insulation 0.035 W/mK
- Material: multilayer pipe PE-X/AL/PE-X

JRG Sanipex MT-Rohr, 20 mm isoliert

- Beschreibung: in Ringen mit Dämmung 0.035 W/mK
- Material: Metallverbundrohr PE-X/AL/PE-X

d (mm)	DN (mm)	JRG Code	GF Code	SP	Weight (kg/m)	d1 (mm)	l (m)	s (mm)	s1 (mm)
16	12	**4606.216**	**351 616 737**	50	0.399	56	50	2.25	20
20	15	**4606.220**	**351 620 737**	50	0.501	60	50	2.50	20
26	20	**4606.226**	**351 626 737**	25	0.639	66	25	3.00	20

Fittings
Armaturenanschlüsse, Dosen und Verteiler

4610

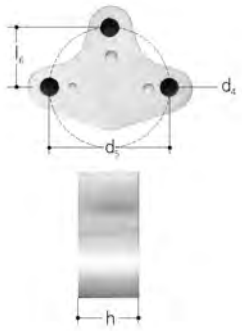

Distance piece

- Description: for fitting connector
- Material: plastic

Distanzstück

- Beschreibung: für Armaturenanschluss
- Werkstoff: Kunststoff

h (mm)	JRG Code	GF Code	SP	Weight (kg)	d4 (mm)	d5 (mm)	l6 (mm)
20	**4610.090**	**351 515 002**	5	0.030	6.4	40	20

4610

Fitting connector, single

- Description: to JRG Sanipex, JRG Sanipex MT pipes
- Material: gunmetal, plastic
- Connection: female thread, cone grip union
- Suitable for: 5409.010, 5409.012, 4610.090

Armaturenanschluss, einfach

- Beschreibung: für JRG Sanipex, JRG Sanipex MT Rohre
- Werkstoff: Rotguss, Kunststoff
- Anschluss: Innengewinde, Bördelverschraubung
- Passend zu: 5409.010, 5409.012, 4610.090

d (mm)	GN (inch)	JRG Code	GF Code	SP	Weight (kg)
16	½	**4610.135**	**351 616 993**	10	0.129
16	½	**4610.150**	**351 616 943**	10	0.200
16	½	**4610.180**	**351 616 944**	10	0.222
16	½	**4610.195**	**351 616 958**	10	0.260
20	½	**4610.235**	**351 620 990**	10	0.140
20	¾	**4610.350**	**351 620 991**	10	0.185
26	¾	**4610.450**	**351 626 992**	5	0.210

d (mm)	GN (inch)	d1 (mm)	d3 Rp (inch)	d4 (mm)	d5 (mm)	l (mm)	l1 (mm)	l3 (mm)	l4 (mm)	l5 (mm)	l6 (mm)	z1 (mm)
16	½	16	½	7	40	35	49	17	17	15	20	31
16	½	16	½	7	40	50	52	35	17	25	20	34
16	½	16	½	7	40	80	52	63	17	43	20	34
16	½	16	½	7	40	95	52	78	17	58	20	34
20	½	20	½	7	40	35	54	16	18	15	20	30
20	¾	20	¾	7	40	50	53	32	18	17	20	29
26	¾	26	¾	7	40	50	62	28	22	17	20	31

4610

Fitting connector, single, internally coated

- Description: to JRG Sanipex, JRG Sanipex MT pipes
- Temperature: max. 30°C
- Material: gunmetal, plastic
- Connection: female thread, cone grip union
- Suitable for: 5409.010, 5409.012, 4610.090

Armaturenanschluss, einfach, innenbeschichtet

- Beschreibung: für JRG Sanipex, JRG Sanipex MT Rohre
- Temperatur: max. 30°
- Werkstoff: Rotguss, Kunststoff
- Anschluss: Innengewinde, Bördelverschraubung
- Passend zu: 5409.010, 5409.012, 4610.090

d (mm)	GN (inch)	JRG Code	GF Code	SP	Weight (kg)
16	½	**4610.137**	**351 616 593**	1	0.130
20	½	**4610.237**	**351 620 590**	1	0.150
20	¾	**4610.357**	**351 620 591**	1	0.190

d (mm)	GN (inch)	d1 (mm)	d3 Rp (inch)	d4 (mm)	d5 (mm)	l (mm)	l1 (mm)	l3 (mm)	l4 (mm)	l5 (mm)	l6 (mm)	z1 (mm)
16	½	16	½	7	49	35	49	35	17	15	20	31
20	½	20	½	7	52	35	52	35	17	15	20	30
20	¾	20	¾	7	40	50	51	33	17	17	20	29

4611



Fitting connector, double

- Description: to JRG Sanipex, JRG Sanipex MT pipes
- Material: gunmetal, plastic
- Connection: female thread, cone grip union
- Suitable to: 5409.011, 5409.012

Armaturenanschluss, doppelt

- Beschreibung: für JRG Sanipex, JRG Sanipex MT Rohre
- Werkstoff: Rotguss, Kunststoff
- Anschluss: Innengewinde, Bördelverschraubung
- Passend zu: 5409.011, 5409.012

d-d (mm)	GN (inch)	JRG Code	GF Code	SP	Weight (kg)
16 - 16	½	**4611.150**	**351 616 945**	5	0.270
20 - 16	½	**4611.160**	**351 620 949**	5	0.325
20 - 20	½	**4611.170**	**351 620 948**	5	0.290
16 - 16	½	**4611.180**	**351 616 946**	5	0.310
26 - 26	½	**4611.250**	**351 626 931**	2	0.440

d-d (mm)	GN (inch)	d1 (mm)	d2 (mm)	d3 Rp (inch)	d4 (mm)	d5 (mm)	d6 (mm)	l (mm)	l1 (mm)	l2 (mm)	l3 (mm)	l4 (mm)	l5 (mm)	l6 (mm)	z1 (mm)
16 - 16	½	16	16	½	7	28	34	50	52	52	35	17	25	40	34
20 - 16	½	16	20	½	7	28	34	50	55	62	62	17	25	44	37
20 - 20	½	20	20	½	7	28	34	50	62	62	37	17	25	50	39
16 - 16	½	16	16	½	7	28	34	80	52	52	63	17	43	40	34
26 - 26	½	26	26	½	7	28	34	50	70	70	32	22	25	50	40

table continued on the next page



d-d (mm)	GN (inch)	z2 (mm)
16 - 16	½	34
20 - 16	½	39
20 - 20	½	39
16 - 16	½	34
26 - 26	½	40

4613

Fitting connector, double

- Description: to JRG Sanipex, Sanipex MT
- Material: gunmetal, plastic
- Connection: female thread, cone grip unions
- Suitable to: 5409.010, 4610.090

Armaturenanschluss, doppelt

- Beschreibung: für JRG Sanipex, JRG Sanipex MT
- Werkstoff: Rotguss, Kunststoff
- Anschluss: Innengewinde, Bördelverschraubungen
- Passend zu: 5409.010, 4610.090

d-d (mm)	GN (inch)	JRG Code	GF Code	SP	Weight (kg)
16 - 16	½	**4613.100**	**351 616 947**	10	0.210
20 - 20	½	**4613.200**	**351 620 947**	10	0.260

d-d (mm)	GN (inch)	d1 (mm)	d3 Rp (inch)	d4 (mm)	d5 (mm)	l (mm)	l1 (mm)	l3 (mm)	l4 (mm)	l5 (mm)	l6 (mm)	z (mm)
16 - 16	½	16	½	7	40	88	44	34	17	26	20	25
20 - 20	½	20	½	7	40	104	52	34	17	26	20	30

4615

Transition bend for GEBERIT MF

- Description: Compatible to GEBERIT male thread MF 1/2"
- Material: gunmetal, plastic
- Connection: loose nut, cone grip union

Winkel mit Stecknippel

- Beschreibung: Passend zu GEBERIT Aussengewinde MF 1/2"
- Werkstoff: Rotguss, Kunststoff
- Anschluss: Lose Mutter, Bördelverschraubung

d (mm)	Size (inch)	ST (inch)	JRG Code	GF Code	SP	Weight (kg)	d1 (mm)	d2 Rp (inch)	l1 (mm)	l2 (mm)	z1 (mm)
16	½	½	**4615.116**	**351 616 932**	5	0.105	16	½	46	37	27

4615

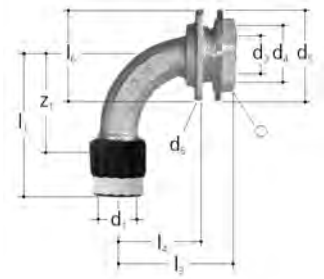

Bend for concealed cistern

- Description: to JRG Sanipex, JRG Sanipex MT pipes
- Material: gunmetal, plastic
- Connection: fixing nut, female thread, cone grip unions

Anschlussbogen für UP-Spülkasten

- Beschreibung: für JRG Sanipex, JRG Sanipex MT Rohre
- Werkstoff: Rotguss, Kunststoff
- Anschluss: Befestigungsmutter, Innengewinde, Bördelverschraubung

d (mm)	Thread Type	Size (inch)	JRG Code	GF Code	SP	Weight (kg)
16	GN	½	**4615.100**	**351 616 948**	1	0.200

d (mm)	d1 (mm)	d3 Rp (inch)	d4 G (inch)	d5 (mm)	d6 (mm)	l1 (mm)	l3 (mm)	l4 (mm)	l6 (mm)	z1 (mm)	⬡
16	16	½	¾	42	5	65	53	38	40	49	32

4616

Transition tee for GEBERIT MF

- Description: Compatible to GEBERIT male thread MF 1/2"
- Material: gunmetal, plastic
- Connection: loose nut, cone grip union

T-Stück mit Stecknippel

- Beschreibung: Passend zu GEBERIT Aussengewinde MF 1/2"
- Werkstoff: Rotguss, Kunststoff
- Anschluss: Lose Mutter, Bördelverschraubung

d (mm)	Size (inch)	d-d (mm)	ST (inch)	JRG Code	GF Code	SP	Weight (kg)
16	½	16 - 16	½	**4616.116**	**351 616 933**	5	0.145

d1 (mm)	d2 (mm)	d3 Rp (inch)	l (mm)	l1 (mm)	l2 (mm)	l3 (mm)	z1 (mm)	z2 (mm)
16	16	½	92	46	46	37	25	25

4616

Tee for concealed cistern

- Description: to JRG Sanipex, JRG Sanipex MT pipes
- Material: gunmetal, plastic
- Connection: fixing nut, female thread, cone grip unions

Anschluss-T für UP-Spülkasten

- Beschreibung: für JRG Sanipex, JRG Sanipex MT Rohre
- Werkstoff: Rotguss, Kunststoff
- Anschluss: Befestigungsmutter, Innengewinde, Bördelverschraubung

d (mm)	Size (inch)	d-d (mm)	GN (inch)	JRG Code	GF Code	SP	Weight (kg)
16	½	16 - 16	½	**4616.100**	**351 616 949**	1	0.350

d1 (mm)	d2 (mm)	d3 Rp (inch)	d4 G (inch)	d5 (mm)	d6 (mm)	l (mm)	l1 (mm)	l2 (mm)	l3 (mm)	l4 (mm)	l6 (mm)	z1 (mm)	z2 (mm)	⬡
16	16	½	¾	42	5	130	65	65	53	38	40	46	46	32

4620

Wall penetration, single

- Description: to JRG Sanipex, JRG Sanipex MT pipes
- Material: gunmetal, plastic
- Connection: female thread, male thread, cone grip unions

Wanddurchführung, einfach

- Beschreibung: für JRG Sanipex, JRG Sanipex MT Rohre
- Werkstoff: Rotguss, Kunststoff
- Anschluss: Innengewinde, Aussengewinde, Bördelverschraubungen

d (mm)	GN (inch)	JRG Code	GF Code	SP	Weight (kg)
16	½	**4620.125**	**351 616 950**	10	0.140
16	½	**4620.140**	**351 616 951**	10	0.170
16	½	**4620.155**	**351 616 952**	10	0.190
16	½	**4620.165**	**351 616 953**	10	0.230

d (mm)	GN (inch)	d1 (mm)	d3 Rp (inch)	d4 (mm)	d5 (mm)	d6 G (inch)	l (mm)	l1 (mm)	l3 (mm)	z1 (mm)
16	½	16	½	7	50	¾	25	51	42	32
16	½	16	½	7	50	¾	40	51	57	32
16	½	16	½	7	50	¾	55	51	72	32
16	½	16	½	7	50	¾	65	51	82	32

4621

Wall penetration, double

- Description: to JRG Sanipex, JRG Sanipex MT pipes
- Material: gunmetal, plastic
- Connection: female thread, male thread, cone grip unions

Wanddurchführung, doppelt

- Beschreibung: für JRG Sanipex, JRG Sanipex MT Rohre
- Werkstoff: Rotguss, Kunststoff
- Anschluss: Innengewinde, Aussengewinde, Bördelverschraubungen

d-d (mm)	GN (inch)	JRG Code	GF Code	SP	Weight (kg)
16 - 16	½	**4621.125**	**351 616 954**	10	0.216
16 - 16	½	**4621.140**	**351 616 955**	10	0.241
16 - 16	½	**4621.155**	**351 616 956**	10	0.263

d-d (mm)	GN (inch)	d1 (mm)	d2 (mm)	d3 Rp (inch)	d4 (mm)	d5 (mm)	d6 G (inch)	l (mm)	l1 (mm)	l2 (mm)	l3 (mm)	z1 (mm)	z2 (mm)
16 - 16	½	16	16	½	7	50	¾	25	55	55	42	36	36
16 - 16	½	16	16	½	7	50	¾	40	55	55	57	36	36
16 - 16	½	16	16	½	7	50	¾	55	55	55	72	36	36

4625

Concealed fitting connector, double

- Description: to JRG Sanipex, JRG Sanipex MT pipes
- Material: gunmetal, plastic
- Connection: male thread, cone grip union

UP-Armaturenanschluss, doppelt

- Beschreibung: für JRG Sanipex, JRG Sanipex MT Rohre
- Werkstoff: Rotguss, Kunststoff
- Anschluss: Aussengewinde, Bördelverschraubung

d (mm)	GN (inch)	JRG Code	GF Code	SP	Weight (kg)	b1 (mm)	d1 (mm)	d2 R (inch)	l1 (mm)	l2 (mm)	z1 (mm)
16-16	½	**4625.150**	**351 616 190**	2	0.205	40	16	½	61	80	40
20-20	½	**4625.170**	**351 620 190**	2	0.260	50	20	½	72	80	45

4630

JRG Sanipex MT Box 90°

- Material: gunmetal, plastic
- Connection: female thread
- Consisting of: box body, box foot, bend, cone grip union

JRG Sanipex MT Dose 90°

- Werkstoff: Rotguss, Kunststoff
- Anschluss: Innengewinde
- Bestehend aus: Dosenkörper, Dosenfuss, Bördelverschraubungen

d (mm)	GN (inch)	JRG Code	GF Code	SP	Weight (kg)
16	½	**4630.100**	**351 616 760**	15	0.223
20	½	**4630.200**	**351 620 760**	15	0.270
20	¾	**4630.300**	**351 620 761**	15	0.265

d (mm)	GN (inch)	b (mm)	d1 Rp (inch)	d2 (mm)	d3 (mm)	l1 (mm)	l2 (mm)	l3 (mm)	z1 (mm)	z2 (mm)	z3 (mm)
16	½	64	½	25	47	108	42	9	36	60	24
20	½	64	½	29	47	108	42	9	36	70	21
20	¾	64	¾	29	47	108	42	9	36	70	21

4630

JRG Sanipex MT Box 90°, internally coated

- Material: gunmetal, plastic
- Connection: female thread
- Consisting of: box body, box foot, bend, cone grip union

JRG Sanipex MT Dose 90°, innenbeschichtet

- Werkstoff: Rotguss, Kunststoff
- Anschluss: Innengewinde
- Bestehend aus: Dosenkörper, Dosenfuss, Bördelverschraubungen

d (mm)	GN (inch)	JRG Code	GF Code	SP	Weight (kg)
16	½	**4630.107**	**351 616 660**	1	0.223
20	½	**4630.207**	**351 620 660**	1	0.270
20	¾	**4630.307**	**351 620 662**	1	0.265

d (mm)	GN (inch)	d1 Rp (inch)	d2 (mm)	d3 (mm)	l1 (mm)	l2 (mm)	l3 (mm)	z1 (mm)	z2 (mm)	z3 (mm)
16	½	½	25	47	108	42	9	36	60	24
20	½	½	29	47	108	42	9	36	70	21
20	¾	¾	29	47	108	42	9	36	70	21

4632

JRG Sanipex MT Box for concealed cistern

- Description: to JRG Sanipex, JRG Sanipex MT pipes
- Material: gunmetal, plastic
- Connection: flange, female thread

JRG Sanipex MT Dose für UP-Spülkasten

- Beschreibung: für JRG Sanipex, JRG Sanipex MT Rohre
- Werkstoff: Rotguss, Kunststoff
- Anschluss: Flange, Innengewinde

d (mm)	GN (inch)	JRG Code	GF Code	SP	Weight (kg)	b (mm)	d1 Rp (inch)	d2 (mm)	l1 (mm)	l2 (mm)	l4 (mm)	z1 (mm)
16	½	**4632.100**	**351 616 962**	1	0.170	50	½	25	80	43	25	29

4634

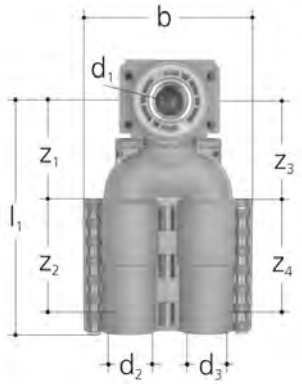

JRG Sanipex MT Box 2-way 90°

- Material: gunmetal, plastic
- Connection: female thread
- Consisting of: box body, box foot, bend, cone grip union

JRG Sanipex MT Dose 2-fach 90°

- Werkstoff: Rotguss, Kunststoff
- Anschluss: Innengewinde
- Bestehend aus: Dosenkörper, Dosenfuss, Bördelverschraubungen

d-d (mm)	GN (inch)	JRG Code	GF Code	SP	Weight (kg)
16 - 16	½	**4634.100**	**351 616 764**	10	0.390
20 - 16	½	**4634.200**	**351 620 762**	10	0.360
20 - 20	½	**4634.300**	**351 620 764**	10	0.395

d-d (mm)	GN (inch)	b (mm)	d1 Rp (inch)	d2 (mm)	d3 (mm)	d5 (mm)	l1 (mm)	l2 (mm)	l3 (mm)	z1 (mm)	z2 (mm)	z3 (mm)	z4 (mm)	z5 (mm)
16 - 16	½	100	½	25	25	47	134	42	9	68	60	68	60	21
20 - 16	½	100	½	29	25	47	134	42	9	73	50	73	50	21
20 - 20	½	110	½	29	29	47	134	42	9	73	50	73	50	21

4640

Distributor 1-way

- Description: to JRG Sanipex, JRG Sanipex MT pipes
- Material: gunmetal, plastic
- Connection: loose nut, flat gasket, male thread, cone grip union

Verteiler 1-fach

- Beschreibung: für JRG Sanipex, JRG Sanipex MT Rohre
- Werkstoff: Rotguss, Kunststoff
- Anschluss: Lose Mutter, Flachdichtung, Aussengewinde, Bördelverschraubung

d (mm)	Size (inch)	JRG Code	GF Code	SP	Weight (kg)	d1 G (inch)	l1 (mm)	l2 (mm)	l3 (mm)	l5 (mm)	z1 (mm)	⬡
16	1	**4640.116**	**351 616 965**	1	0.210	1	55	50	24	31	31	37
20	1	**4640.120**	**351 620 965**	1	0.210	1	55	60	24	31	38	37

4640



Distributor 2-way

- Description: to JRG Sanipex, JRG Sanipex MT pipes
- Material: gunmetal, plastic
- Connection: loose nut, flat gasket, male thread, cone grip union

Verteiler 2-fach

- Beschreibung: für JRG Sanipex, JRG Sanipex MT Rohre
- Werkstoff: Rotguss, Kunststoff
- Anschluss: Lose Mutter, Flachdichtung, Aussengewinde, Bördelverschraubung

d (mm)	Size (inch)	JRG Code	GF Code	SP	Weight (kg)
16	1	**4640.216**	**351 616 966**	15	0.320
20	1	**4640.220**	**351 620 966**	1	0.465

d (mm)	d1 G (inch)	l1 (mm)	l2 (mm)	l3 (mm)	l4 (mm)	l5 (mm)	z1 (mm)	⬡
16	1	110	50	24	55	31	31	37
20	1	110	60	24	55	31	38	37

4640



Distributor 3-way

- Description: to JRG Sanipex, JRG Sanipex MT pipes
- Material: gunmetal, plastic
- Connection: loose nut, flat gasket, male thread, cone grip union

Verteiler 3-fach

- Beschreibung: für JRG Sanipex, JRG Sanipex MT Rohre
- Werkstoff: Rotguss, Kunststoff
- Anschluss: Lose Mutter, Flachdichtung, Aussengewinde, Bördelverschraubung

d (mm)	Size (inch)	JRG Code	GF Code	SP	Weight (kg)
16	1	**4640.316**	**351 616 967**	1	0.515
20	1	**4640.320**	**351 620 967**	1	0.490

d (mm)	d1 G (inch)	l1 (mm)	l2 (mm)	l3 (mm)	l4 (mm)	l5 (mm)	z1 (mm)	⬡
16	1	165	50	24	55	31	31	37
20	1	165	60	24	55	31	38	37

4640



Distributor 4-way

- Description: to JRG Sanipex, JRG Sanipex MT pipes
- Material: gunmetal, plastic
- Connection: loose nut, flat gasket, male thread, cone grip union

Verteiler 4-fach

- Beschreibung: für JRG Sanipex, JRG Sanipex MT Rohre
- Werkstoff: Rotguss, Kunststoff
- Anschluss: Lose Mutter, Flachdichtung, Aussengewinde, Bördelverschraubung

d (mm)	Size (inch)	JRG Code	GF Code	SP	Weight (kg)
16	1	**4640.416**	**351 616 968**	1	0.590

d (mm)	d1 G (inch)	l1 (mm)	l2 (mm)	l3 (mm)	l4 (mm)	l5 (mm)	z1 (mm)	⬡
16	1	220	50	24	55	31	31	37

4640



Distributor 5-way

- Description: to JRG Sanipex, JRG Sanipex MT pipes
- Material: gunmetal, plastic
- Connection: loose nut, flat gasket, male thread, cone grip union

Verteiler 5-fach

- Beschreibung: für JRG Sanipex, JRG Sanipex MT Rohre
- Werkstoff: Rotguss, Kunststoff
- Anschluss: Lose Mutter, Flachdichtung, Aussengewinde, Bördelverschraubung

d (mm)	Size (inch)	JRG Code	GF Code	SP	Weight (kg)
16	1	**4640.516**	**351 616 969**	10	0.700

d (mm)	d1 G (inch)	l1 (mm)	l2 (mm)	l3 (mm)	l4 (mm)	l5 (mm)	z1 (mm)	⬡
16	1	275	50	24	55	31	31	37

4645

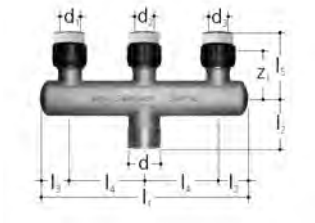

Concealed distributor 3-way

- Description: to JRG Sanipex, JRG Sanipex MT pipes
- Material: gunmetal, plastic
- Connection: male thread, cone grip union

UP-Verteiler 3-fach

- Beschreibung: für JRG Sanipex, JRG Sanipex MT Rohre
- Werkstoff: Rotguss, Kunststoff
- Anschluss: Aussengewinde, Bördelverschraubung

d-d-d (mm)	d R (inch)	d (mm)	Size (inch)	JRG Code	GF Code	SP	Weight (kg)
16 - 16 - 16	¾	16	¾	**4645.050**	**351 616 970**	1	0.430

d-d-d (mm)	d R (inch)	d1 (mm)	d2 (mm)	d3 (mm)	l1 (mm)	l2 (mm)	l3 (mm)	l4 (mm)	l5 (mm)	z1 (mm)
16 - 16 - 16	¾	16	16	16	155	37	23	55	50	31

4645

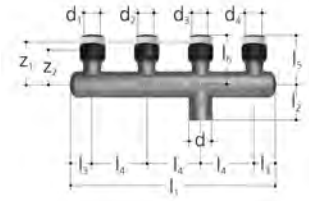

Concealed distributor 4-way

- Description: to JRG Sanipex, JRG Sanipex MT pipes
- Material: gunmetal, plastic
- Connection: male thread, cone grip union

UP-Verteiler 4-fach

- Beschreibung: für JRG Sanipex, JRG Sanipex MT Rohre
- Werkstoff: Rotguss, Kunststoff
- Anschluss: Aussengewinde, Bördelverschraubung

d-d-d-d (mm)	d R (inch)	d (mm)	Size (inch)	JRG Code	GF Code	SP	Weight (kg)
16 - 16 - 16 - 16	¾	16	¾	**4645.100**	**351 616 971**	1	0.570
16 - 16 - 20 - 16	¾	20	¾	**4645.200**	**351 620 971**	1	0.560

d-d-d-d (mm)	d R (inch)	d1 (mm)	d2 (mm)	d3 (mm)	d4 (mm)	l1 (mm)	l2 (mm)	l3 (mm)	l4 (mm)	l5 (mm)	l6 (mm)	z1 (mm)	z2 (mm)
16 - 16 - 16 - 16	¾	16	16	16	16	210	37	23	55	50	50	31	31
16 - 16 - 20 - 16	¾	16	16	20	16	210	37	23	55	50	60	38	31

4650

Tee

- Description: for JRG Sanipex d16/20, JRG Sanipex MT Pipes
- Material: PPSU, PA
- Connection: cone grip union

T-Stück

- Beschreibung: für JRG Sanipex d16/20, JRG Sanipex MT Rohre
- Werkstoff: PPSU, PA
- Anschluss: Bördelverschraubung

d (mm)	d-d-d (mm)	JRG Code	GF Code	SP	Weight (kg)
16	16 - 16 - 16	**4650.016**	**351 616 921**	10	0.040
20	20 - 20 - 20	**4650.020**	**351 620 921**	10	0.070
26	26 - 26 - 26	**4650.026**	**351 626 921**	10	0.130
32	32 - 32 - 32	**4650.032**	**351 632 921**	5	0.220
40	40 - 40 - 40	**4650.040**	**351 640 921**	1	0.420
50	50 - 50 - 50	**4650.050**	**351 650 821**	1	0.660
63	63 - 63 - 63	**4650.063**	**351 663 821**	1	1.295

d1 (mm)	d2 (mm)	d3 (mm)	l1 (mm)	l2 (mm)	l3 (mm)	z1 (mm)	z2 (mm)	z3 (mm)
16	16	16	46	46	46	27	27	27
20	20	20	55	55	55	31	31	31
26	26	26	68	68	68	39	39	39
32	32	32	82	82	82	45	45	45
40	40	40	99	99	99	55	55	55
50	50	50	114	114	114	64	64	64
63	63	63	142	142	142	79	79	79

4650



Insulation box for T-piece

- Material: Expanded polypropylene (EPP)
- Temperature: max. 110°C
- Thermal conductivity: 0.035 W/mK according EN 12667

Dämmschalen für T-Stück

- Werkstoff: Expandiertes Polypropylen (EPP)
- Temperatur: max 110°C
- Wärmeleitfähigkeit: 0.035 W/mK (nach EN 12667)

d (mm)	JRG Code	GF Code	SP	Weight (kg)	d1 (mm)	l1 (mm)	l2 (mm)	l3 (mm)
16	**4650.516**	**351 616 665**	0	0.013	58	47	47	47
20	**4650.520**	**351 620 665**	0	0.018	62	56	56	56
26	**4650.526**	**351 626 665**	0	0.025	68	70	70	70
32	**4650.532**	**351 632 665**	0	0.045	95	84	84	84

4652

Tee reduced

- Description: for JRG Sanipex d16/20, JRG Sanipex MT Pipes
- Material: PPSU, PA
- Connection: cone grip union

T-Stück reduziert

- Beschreibung: für JRG Sanipex d16/20, JRG Sanipex MT Rohre
- Werkstoff: PPSU, PA
- Anschluss: Bördelverschraubung

d (mm)	d-d-d (mm)	JRG Code	GF Code	SP	Weight (kg)
20	20 - 16 - 16	**4652.110**	**351 620 924**	10	0.050
20	20 - 16 - 20	**4652.112**	**351 620 926**	10	0.060
20	20 - 20 - 16	**4652.114**	**351 620 927**	10	0.060
26	26 - 16 - 26	**4652.214**	**351 626 924**	10	0.100
26	26 - 20 - 20	**4652.218**	**351 626 928**	10	0.095
26	26 - 20 - 26	**4652.220**	**351 626 925**	10	0.110
26	26 - 26 - 20	**4652.222**	**351 626 929**	10	0.110
32	32 - 16 - 32	**4652.316**	**351 632 924**	5	0.170
32	32 - 20 - 32	**4652.324**	**351 632 928**	5	0.180
32	32 - 26 - 26	**4652.330**	**351 632 930**	5	0.170
32	32 - 26 - 32	**4652.332**	**351 632 929**	5	0.181
40	40 - 26 - 32	**4652.426**	**351 640 932**	1	0.280
40	40 - 26 - 40	**4652.428**	**351 640 928**	1	0.330
40	40 - 32 - 32	**4652.436**	**351 640 931**	1	0.310
40	40 - 32 - 40	**4652.438**	**351 640 930**	1	0.360

d1 (mm)	d2 (mm)	d3 (mm)	l1 (mm)	l2 (mm)	l3 (mm)	z1 (mm)	z2 (mm)	z3 (mm)
20	16	16	55	48	46	31	29	27
20	16	20	55	48	55	31	29	31
20	20	16	55	55	48	31	31	29
26	16	26	68	52	68	39	33	39
26	20	20	68	59	55	39	35	31
26	20	26	68	59	68	39	35	39
26	26	20	68	68	59	39	39	35
32	16	32	82	57	82	45	38	45
32	20	32	82	64	82	45	40	45
32	26	26	82	73	68	45	44	39
32	26	32	82	73	82	45	44	45

table continued on the next page

d1 (mm)	d2 (mm)	d3 (mm)	l1 (mm)	l2 (mm)	l3 (mm)	z1 (mm)	z2 (mm)	z3 (mm)
40	26	32	99	79	82	55	50	45
40	26	40	99	79	99	55	50	55
40	32	32	99	89	82	55	52	45
40	32	40	99	89	99	55	52	55

4652

Tee reduced

- Description: to JRG Sanipex MT pipes
- Material: PPSU, PA
- Connection: cone grip union

T-Stück reduziert

- Beschreibung: zu JRG Sanipex MT Rohre
- Werkstoff: PPSU, PA
- Anschluss: Bördelverschraubung

d (mm)	d-d-d (mm)	JRG Code	GF Code	SP	Weight (kg)
50	50 - 26 - 50	**4652.530**	**351 650 827**	1	0.500
50	50 - 32 - 50	**4652.534**	**351 650 828**	1	0.525
50	50 - 40 - 40	**4652.544**	**351 650 829**	1	0.490
50	50 - 40 - 50	**4652.546**	**351 650 830**	1	0.570
63	63 - 26 - 63	**4652.634**	**351 663 828**	1	0.925
63	63 - 32 - 63	**4652.638**	**351 663 829**	1	0.955
63	63 - 40 - 63	**4652.642**	**351 663 830**	1	1.000
63	63 - 50 - 63	**4652.656**	**351 663 831**	1	1.105

d1 (mm)	d2 (mm)	d3 (mm)	l1 (mm)	l2 (mm)	l3 (mm)	z1 (mm)	z2 (mm)	z3 (mm)
50	26	50	114	75	114	63	46	63
50	32	50	114	85	114	63	48	63
50	40	40	114	96	96	63	52	52
50	40	50	114	96	114	63	52	63
63	26	63	142	84	142	79	55	79
63	32	63	142	94	142	79	57	79
63	40	63	142	104	142	79	60	79
63	50	63	142	120	142	79	69	79

4654

Tee with female thread

- Description: to JRG Sanipex MT pipes
- Material: gunmetal, plastic
- Connection: female thread, cone grip union

T-Stück mit Innengewinde

- Beschreibung: zu JRG Sanipex MT Rohre
- Werkstoff: Rotguss, Kunststoff
- Anschluss: Innengewinde, Bördelverschraubung

d (mm)	Thread Type	Size (inch)	d-d (mm)	JRG Code	GF Code	SP	Weight (kg)
16	Gn	½	16 - 16	**4654.110**	**351 616 044**	5	0.130
20	Gn	½	20 - 20	**4654.210**	**351 620 944**	5	0.190
26	Gn	½	26 - 26	**4654.220**	**351 626 944**	5	0.270
26	Gn	¾	26 - 26	**4654.250**	**351 626 945**	5	0.295
32	Gn	½	32 - 32	**4654.290**	**351 632 944**	5	0.410
32	Gn	¾	32 - 32	**4654.310**	**351 632 945**	5	0.430

d1 (mm)	d2 Rp (inch)	d3 (mm)	l (mm)	l1 (mm)	l2 (mm)	l3 (mm)	z1 (mm)	z2 (mm)	z3 (mm)
16	½	16	108	54	27	54	35	12	35
20	½	20	125	63	28	63	39	13	39
26	½	26	149	70	34	70	41	19	41
26	¾	26	149	70	34	70	41	18	41
32	½	32	172	86	34	86	49	19	49
32	¾	32	182	86	34	86	49	18	49

4654

Tee with female thread, internally coated

- Description: to JRG Sanipex MT pipes
- Temperature: max. 30°C
- Material: gunmetal, plastic
- Connection: female thread, cone grip union

T-Stück mit Innengewinde, innenbeschichtet

- Beschreibung: zu JRG Sanipex MT Rohre
- Temperatur: max. 30°
- Werkstoff: Rotguss, Kunststoff
- Anschluss: Innengewinde, Bördelverschraubung

d (mm)	Thread Type	Size (inch)	d-d (mm)	JRG Code	GF Code	SP	Weight (kg)
16	Gn	½	16 - 16	**4654.117**	**351 616 544**	1	0.140
20	Gn	½	20 - 20	**4654.217**	**351 620 544**	1	0.190
26	Gn	½	26 - 26	**4654.227**	**351 626 544**	1	0.275
26	Gn	¾	26 - 26	**4654.257**	**351 626 545**	1	0.290
32	Gn	¾	32 - 32	**4654.317**	**351 632 545**	1	0.430

d1 (mm)	d2 Rp (inch)	d3 (mm)	l (mm)	l1 (mm)	l2 (mm)	l3 (mm)	z1 (mm)	z2 (mm)	z3 (mm)
16	½	16	108	54	27	54	35	12	35
20	½	20	125	63	28	63	39	13	39
26	½	26	149	70	34	70	41	19	41
26	¾	26	149	70	34	70	41	18	41
32	¾	32	182	86	34	86	49	18	49

4655

Tee with male thread

- Description: to JRG Sanipex, JRG Sanipex MT pipes
- Material: gunmetal, plastic
- Connection: male thread, cone grip union

T-Stück mit Aussengewinde

- Beschreibung: für JRG Sanipex, JRG Sanipex MT Rohre
- Werkstoff: Rotguss, Kunststoff
- Anschluss: Aussengewinde, Bördelverschraubung

d (mm)	Thread Type	Size (inch)	d-d (mm)	JRG Code	GF Code	SP	Weight (kg)
16	Gn	½	16 - 16	**4655.100**	**351 616 972**	10	0.100
16	Gn	¾	16 - 16	**4655.200**	**351 616 973**	10	0.135
20	Gn	¾	20 - 20	**4655.220**	**351 620 973**	10	0.170

d1 Rp (inch)	l1 (mm)	l2 (mm)	l3 (mm)	z2 (mm)	z3 (mm)
½	29	44	44	26	26
¾	35	44	44	26	26
¾	35	52	52	30	30

4657

Tee with distributor connection

- Description: to JRG Sanipex d25, JRG Sanipex MT pipes
- Material: gunmetal, plastic
- Connection: male thread, cone grip union

T-Stück mit Verteilerabgang

- Beschreibung: für JRG Sanipex d25, JRG Sanipex MT Rohre
- Werkstoff: Rotguss, Kunststoff
- Anschluss: Aussengewinde, Bördelverschraubung

d (mm)	Thread Type	Size (inch)	d1 (mm)	GN (inch)	d3 (mm)	JRG Code	GF Code	SP	Weight (kg)
26	Gn	1	26	1	26	**4657.250**	**351 626 943**	2	0.281
32	Gn	1	32	1	32	**4657.310**	**351 632 943**	2	0.419

d2 G (inch)	l (mm)	l1 (mm)	l2 (mm)	l3 (mm)	z1 (mm)	z3 (mm)	z2 (mm)
1	140	70	30	70	41	41	22
1	172	86	30	86	49	49	22

4663



Adapter with cone

- Description: for heating element connection
- Material: gunmetal, plastic
- Connection: female thread, gasket, insert-Eurocone, cone grip union

Übergang mit Konus

- Beschreibung: Für den Heizkörperanschluss
- Werkstoff: Rotguss, Kunststoff
- Anschluss: Innengewinde, Dichtung, Einlegeteil-Eurokonus, Bördelverschraubung

d (mm)	JRG Code	GF Code	SP	Weight (kg)	d1 (mm)	d2 G (inch)	d3 (mm)	l1 (mm)	l2 (mm)	l3 (mm)	z1 (mm)	⬡
16	**4663.016**	**351 564 402**	10	0.065	16	¾	18	42	8	34	15	32
20	**4663.020**	**351 564 403**	10	0.080	20	¾	18	47	8	39	16	32

4663



Adapter with cone, nickel-coated

- Description: for heating element connection
- Material: gunmetal, nickel-plated, plastic
- Connection: female thread, gasket, insert-Eurocone, cone grip union

Übergang mit Konus, vernickelt

- Beschreibung: Für den Heizkörperanschluss
- Werkstoff: Rotguss, vernickelt, Kunststoff
- Anschluss: Innengewinde, Dichtung, Einlegeteil-Eurokonus, Bördelverschraubung

d (mm)	JRG Code	GF Code	SP	Weight (kg)	d1 (mm)	d2 G (inch)	d3 (mm)	l1 (mm)	l2 (mm)	l3 (mm)	z1 (mm)	⬡
16	**4663.116**	**351 564 412**	2	0.060	16	¾	18	42	8	34	15	32

4664

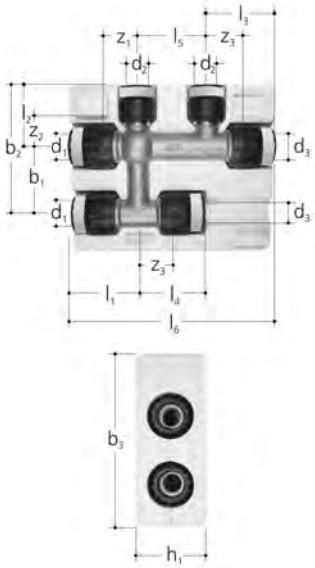

Cross tee for heating

- Description: for a cross-free connection to the heating element
- Material: gunmetal, plastic
- Connection: cone grip union

Kreuzstück

- Beschreibung: Für eine kreuzungsfreie Heizkörperanbindung
- Werkstoff: Rotguss, Kunststoff
- Anschluss: Bördelverschraubung

d (mm)	d1 (mm)	d2 (mm)	d3 (mm)	JRG Code	GF Code	SP	Weight (kg)
16	16	16	16	**4664.016**	**351 616 938**	1	0.400
20	20	20	20	**4664.018**	**351 620 955**	1	0.400
20	20	16	20	**4664.020**	**351 616 939**	1	0.400
20	20	16	16	**4664.022**	**351 620 956**	1	0.435

b1 (mm)	b2 (mm)	b3 (mm)	h1 (mm)	l1 (mm)	l2 (mm)	l3 (mm)	l4 (mm)	l5 (mm)	l6 (mm)	z1 (mm)	z2 (mm)	z3 (mm)
50	95	135	50	45	45	45	45	50	160	27	27	27
50	95	135	50	54	54	54	54	50	160	30	30	30
50	95	135	50	54	45	54	54	50	160	30	27	30
50	95	135	50	54	45	45	45	50	160	30	27	27

table continued on the next page

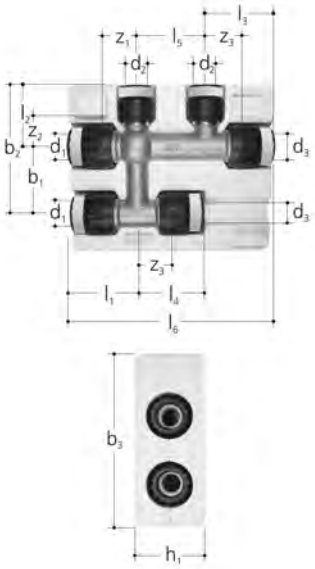

Thermal conductivity (W/mK)
0.035
0.035
0.035
0.035

4665



Concealed connection unit for radiator

- Description: for radiator connection
- Material: pipe loop made of ridgid JRG Sanipex MT pipe, PU foam insulation box

Heizkörper UP-Anschlusselement

- Beschreibung: für den Heizkörperanschluss
- Werkstoff: Rohrschlaufe aus formstabilem JRG Sanipex MT Rohr, Dämmbox aus PU-Schaum

d (mm)	JRG Code	GF Code	SP	Weight (kg)
16	**4665.100**	**351 564 801**	1	0.330

d (mm)	b1 (mm)	b2 (mm)	d1 (mm)	h1 (mm)	h2 (mm)	l1 (mm)	l2 (mm)	Thermal conductivity (W/mK)
16	100	50	16	70	170	120	40	0.035

4666

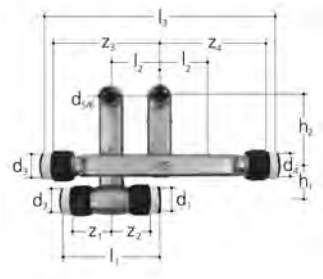

Baseboard Set

- Description: for heating element connection
- Material: brass, plastic
- Connection: male thread, cone grip unions

Sockelleisten-Set

- Beschreibung: Für den Heizkörperanschluss
- Werkstoff: Messing, Kunststoff
- Anschluss: Aussengewinde, Bördelverschraubungen

d-d (mm)	GN (inch)	JRG Code	GF Code	SP	Weight (kg)
16 - 16	½	**4666.016**	**351 616 420**	1	0.850
16 - 20	½	**4666.116**	**351 616 421**	1	0.870
20 - 20	½	**4666.020**	**351 620 420**	1	0.990
20 - 16	½	**4666.120**	**351 620 421**	1	0.860

table continued on the next page

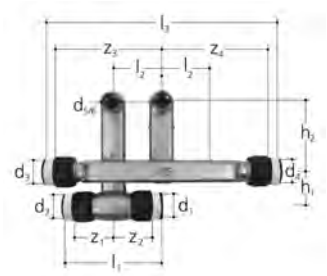

d-d (mm)	GN (inch)	d1 (mm)	d2 (mm)	d3 (mm)	d4 (mm)	d5 G (inch)	d6	h1 (mm)	h2 (mm)	l1 (mm)	l2 (mm)	l3 (mm)	z1 (mm)	z2 (mm)
16 - 16	½	16	16	16	16	½	Cu 15x1	35	70	95	50	235	29	29
16 - 20	½	16	20	20	16	½	Cu 15x1	35	70	100	50	240	29	28
20 - 20	½	20	20	20	20	½	Cu 15x1	35	70	105	50	248	28	28
20 - 16	½	20	16	16	20	½	Cu 15x1	35	70	100	50	240	28	29

d-d (mm)	GN (inch)	z3 (mm)	z4 (mm)
16 - 16	½	99	99
16 - 20	½	99	98
20 - 20	½	98	98
20 - 16	½	98	99

4670

Elbow 90°

- Description: for JRG Sanipex d16/20, JRG Sanipex MT Pipes
- Material: PPSU, PA
- Connection: cone grip union

Winkel 90°

- Beschreibung: für JRG Sanipex d16/20, JRG Sanipex MT Rohre
- Werkstoff: PPSU, PA
- Anschluss: Bördelverschraubung

d (mm)	JRG Code	GF Code	SP	Weight (kg)	l1 (mm)	l2 (mm)	z1 (mm)	z2 (mm)
16	**4670.016**	**351 616 922**	10	0.030	46	46	27	27
20	**4670.020**	**351 620 922**	10	0.045	55	55	31	31
26	**4670.026**	**351 626 922**	10	0.090	68	68	39	39
32	**4670.032**	**351 632 922**	5	0.155	82	82	45	45
40	**4670.040**	**351 640 922**	1	0.285	99	99	55	55
50	**4670.050**	**351 650 822**	1	0.455	114	114	63	63
63	**4670.063**	**351 663 822**	1	0.880	142	142	79	79

4670

Elbow 90° with loose nut

- Description: for JRG Sanipex d16/20, JRG Sanipex MT Pipes
- Material: gunmetal, plastic
- Connection: cone grip union

Bogen 90° mit loser Mutter

- Beschreibung: für JRG Sanipex d16/20, JRG Sanipex MT Rohre
- Werkstoff: Rotguss, Kunststoff
- Anschluss: Bördelverschraubung

d (mm)	JRG Code	GF Code	SP	Weight (kg)	a (mm)	b (mm)	l1 (mm)	l2 (mm)	z1 (mm)	z2 (mm)	⬡
16	**4670.216**	**351 616 917**	10	0.111	73	16	53	46	46	27	25
20	**4670.220**	**351 620 917**	10	0.180	89	20	67	58	58	32	30
26	**4670.226**	**351 626 948**	10	0.300	106	26	80	71	67	39	36
32	**4670.232**	**351 632 963**	5	0.120	128	32	98	86	82	46	43
40	**4670.240**	**351 640 946**	1	0.860	150	40	113	103	95	56	50
50	**4670.250**	**351 650 934**	1	1.200	157	50	115	114	94	65	60
63	**4670.263**	**351 663 934**	1	2.110	188	63	138	142	110	82	70

4670

Insulation box for Elbow 90°

- Material: Expanded polypropylene (EPP)
- Temperature: max. 110°C
- Thermal conductivity: 0.035 W/mK according EN 12667

Dämmschalen für Winkel 90°

- Werkstoff: Expandiertes Polypropylen (EPP)
- Temperatur: max 110°C
- Wärmeleitfähigkeit: 0.035 W/mK (nach EN 12667)

d (mm)	JRG Code	GF Code	SP	Weight (kg)	d1 (mm)	l1 (mm)	l2 (mm)
16	**4670.516**	**351 616 666**	0	0.010	58	47	47
20	**4670.520**	**351 620 666**	0	0.014	62	56	56
26	**4670.526**	**351 626 666**	0	0.019	68	70	70
32	**4670.532**	**351 632 666**	0	0.041	95	84	84

4671

Elbow 90° with female thread

- Description: to JRG Sanipex, JRG Sanipex MT pipes
- Material: gunmetal, plastic
- Connection: female thread, cone grip union

Winkel 90° mit Innengewinde

- Beschreibung: für JRG Sanipex, JRG Sanipex MT Rohre
- Werkstoff: Rotguss, Kunststoff
- Anschluss: Innengewinde, Bördelverschraubung

d (mm)	Thread Type	Size (inch)	JRG Code	GF Code	SP	Weight (kg)
16	GN	⅜	**4671.100**	**351 616 918**	10	0.072
16	GN	½	**4671.110**	**351 616 974**	10	0.100
20	GN	½	**4671.210**	**351 620 918**	10	0.120
20	GN	¾	**4671.220**	**351 620 974**	10	0.140
26	GN	¾	**4671.250**	**351 626 949**	10	0.180
32	GN	1	**4671.310**	**351 632 964**	5	0.310
40	GN	1 ¼	**4671.410**	**351 640 947**	1	0.500
50	GN	1 ½	**4671.510**	**351 650 935**	1	0.770
63	GN	2	**4671.610**	**351 663 935**	1	1.350

d1 Rp (inch)	l1 (mm)	l2 (mm)	z1 (mm)	z2 (mm)	⬡
⅜	46	27	27	17	25
½	43	33	25	17	27
½	55	34	31	21	30
¾	56	36	30	22	32
¾	68	37	39	23	36
1	85	45	45	28	43
1 ¼	99	50	55	31	50
1 ½	114	59	63	40	60
2	142	67	79	44	70

4672

Elbow with male thread

- Description: for JRG Sanipex d16/20, JRG Sanipex MT Pipes
- Material: gunmetal, plastic
- Connection: male thread, cone grip union

Winkel mit Aussengewinde

- Beschreibung: für JRG Sanipex d16/20, JRG Sanipex MT Rohre
- Werkstoff: Rotguss, Kunststoff
- Anschluss: Aussengewinde, Bördelverschraubung

d (mm)	Thread Type	Size (inch)	JRG Code	GF Code	SP	Weight (kg)	d1 R (inch)	l1 (mm)	l2 (mm)	z1 (mm)	⬡
16	GN	½	**4672.110**	**351 616 975**	10	0.070	½	44	31	25	18
20	GN	½	**4672.210**	**351 620 975**	10	0.092	½	50	33	27	21
20	GN	¾	**4672.220**	**351 620 976**	10	0.105	¾	52	35	30	21
26	GN	¾	**4672.250**	**351 626 993**	10	0.180	¾	69	54	39	27
32	GN	1	**4672.310**	**351 632 994**	5	0.280	1	83	60	45	32
40	GN	1 ¼	**4672.410**	**351 640 994**	1	0.480	1 ¼	106	74	55	46
50	GN	1 ½	**4672.510**	**351 650 994**	1	0.779	1 ½	111	62	60	50

4674

Transition bend with loose nut

- Description: to JRG Sanipex, JRG Sanipex MT pipes
- Material: gunmetal, brass, plastic
- Connection: female thread, gasket, lose nut, cone grip union

Übergangs-Winkel mit loser Mutter

- Beschreibung: für JRG Sanipex, JRG Sanipex MT Rohre
- Werkstoff: Rotguss, Messing, Kunststoff
- Anschluss: Innengewinde, Dichtung, lose Mutter, Bördelverschraubung

d (mm)	Size (inch)	JRG Code	GF Code	SP	Weight (kg)	d1 (mm)	d2 G (inch)	l1 (mm)	l2 (mm)	z1 (mm)	z2 (mm)
16	½	**4674.016**	**351 563 023**	5	0.091	16	½	46	32	27	22

4676

Elbow 45°

- Description: to JRG Sanipex d20, JRG Sanipex MT
- Material: PPSU, PA
- Connection: cone grip union

Winkel 45°

- Beschreibung: für JRG Sanipex d20, JRG Sanipex MT Rohre
- Werkstoff: PPSU, PA
- Anschluss: Bördelverschraubung

d (mm)	JRG Code	GF Code	SP	Weight (kg)	l1 (mm)	l2 (mm)	z1 (mm)	z2 (mm)
20	**4676.020**	**351 620 923**	10	0.041	45	45	21	21
26	**4676.026**	**351 626 923**	10	0.075	56	56	27	27
32	**4676.032**	**351 632 923**	5	0.140	69	69	32	32
40	**4676.040**	**351 640 923**	1	0.260	81	81	37	37
50	**4676.050**	**351 650 823**	1	0.440	98	98	47	47
63	**4676.063**	**351 663 823**	1	0.840	119	119	56	56

4676

Elbow 45° with loose nut

- Description: for JRG Sanipex d16/20, JRG Sanipex MT Pipes
- Material: PPSU, PA
- Connection: cone grip union

Winkel 45° mit Innengewinde

- Beschreibung: für JRG Sanipex d16/20, JRG Sanipex MT Rohre
- Werkstoff: PPSU, PA
- Anschluss: Bördelverschraubung

d (mm)	JRG Code	GF Code	SP	Weight (kg)	a (mm)	l1 (mm)	l2 (mm)	z1 (mm)	z2 (mm)	⬡
26	**4676.226**	**351 626 950**	10	0.300	65	76	58	65	27	36
32	**4676.232**	**351 632 965**	5	0.480	72	82	72	70	32	43
40	**4676.240**	**351 640 948**	1	0.790	84	96	84	82	37	50
50	**4676.250**	**351 650 936**	1	1.130	90	98	98	80	48	60
63	**4676.263**	**351 663 936**	1	2.010	111	121	119	101	57	70

4676



Insulation box for Elbow 45°

- Material: Expanded polypropylene (EPP)
- Thermal conductivity: 0.035 W/mK according EN 12667
- Temperature: max. 110°C

Dämmschalen für Winkel 45°

- Werkstoff: Expandiertes Polypropylen (EPP)
- Wärmeleitfähigkeit: 0.035 W/mK (nach EN 12667)
- Temperatur: max 110°C

d (mm)	JRG Code	GF Code	SP	Weight (kg)	d1 (mm)	l1 (mm)	l2 (mm)
20	**4676.520**	**351 620 667**	0	0.009	62	46	46
26	**4676.526**	**351 626 667**	0	0.014	68	58	58
32	**4676.532**	**351 632 667**	0	0.035	95	71	71

4677

Elbow 45° with female thread

- Description: to JRG Sanipex, JRG Sanipex MT pipes
- Material: gunmetal, plastic
- Connection: female thread, cone grip union

Winkel 90° mit Innengewinde

- Beschreibung: für JRG Sanipex, JRG Sanipex MT Rohre
- Werkstoff: Rotguss, Kunststoff
- Anschluss: Innengewinde, Bördelverschraubung

d (mm)	Size (inch)	JRG Code	GF Code	SP	Weight (kg)	d1	l1 (mm)	l2 (mm)	z1 (mm)	z2 (mm)	⬡
26	¾	**4677.250**	**351 626 951**	5	0.180	3/4	58	35	27	21	36
32	1	**4677.310**	**351 632 966**	5	0.270	1	72	32	32	15	43
40	⅝	**4677.410**	**351 640 949**	1	0.430	1 1/4	84	37	37	18	50
50	1 ½	**4677.510**	**351 650 937**	1	0.700	1 1/2	98	42	48	23	60
63	2	**4677.610**	**351 663 937**	1	1.230	2	119	50	57	27	70

4690

Coupling

- Description: to JRG Sanipex MT pipes
- Material: PPSU, PA
- Connection: cone grip union

Kupplung

- Beschreibung: zu JRG Sanipex MT Rohre
- Werkstoff: PPSU, PA
- Anschluss: Bördelverschraubung

d (mm)	JRG Code	GF Code	SP	Weight (kg)	l1 (mm)	z1 (mm)
16	**4690.016**	**351 616 920**	10	0.026	76	37
20	**4690.020**	**351 620 920**	10	0.040	90	42
26	**4690.026**	**351 626 920**	10	0.077	108	50
32	**4690.032**	**351 632 920**	5	0.190	127	53
40	**4690.040**	**351 640 920**	1	0.240	150	62
50	**4690.050**	**351 650 820**	1	0.385	166	64
63	**4690.063**	**351 663 820**	1	0.740	205	79

4690



Insulation box for Coupling

- Material: Expanded polypropylene (EPP)
- Temperature: max. 110°C
- Thermal conductivity: 0.035 W/mK according EN 12667

Dämmschalen für Kupplung

- Werkstoff: Expandiertes Polypropylen (EPP)
- Temperatur: max 110°C
- Wärmeleitfähigkeit: 0.035 W/mK (nach EN 12667)

d (mm)	JRG Code	GF Code	SP	Weight (kg)	d1 (mm)	l1 (mm)
16	**4690.516**	**351 616 668**	0	0.008	58	75
20	**4690.520**	**351 620 668**	0	0.015	62	92
26	**4690.526**	**351 626 668**	0	0.023	68	118
32	**4690.532**	**351 632 668**	0	0.035	95	132

4692

Double union

- Description: to JRG Sanipex MT components
- Material: plastic
- Connection: cone grip union

Doppelverschraubung

- Beschreibung: Für JRG Sanipex MT-Formteile
- Werkstoff: Kunststoff
- Anschluss: Bördelverschraubung

d (mm)	JRG Code	GF Code	SP	Weight (kg)	l (mm)
16	**4692.016**	**351 616 940**	10	0.019	35
20	**4692.020**	**351 620 940**	10	0.031	46
26	**4692.026**	**351 626 940**	10	0.060	57

table continued on the next page

d (mm)	JRG Code	GF Code	SP	Weight (kg)	l (mm)
32	**4692.032**	**351 632 940**	5	0.108	72
40	**4692.040**	**351 640 940**	5	0.190	84
50	**4692.050**	**351 650 940**	1	0.330	104
63	**4692.063**	**351 663 940**	1	0.610	126

4695

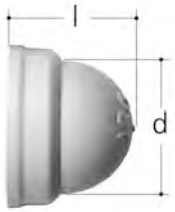

Cap

- Description: to JRG Sanipex MT components
- Material: PPSU
- Connection: cone grip union

Kappe

- Beschreibung: Für JRG Sanipex MT-Formteile
- Werkstoff: PPSU
- Anschluss: Bördelverschraubung

d (mm)	JRG Code	GF Code	SP	Weight (kg)	l (mm)
16	**4695.016**	**351 616 904**	10	0.002	16
20	**4695.020**	**351 620 904**	10	0.003	19
26	**4695.026**	**351 626 904**	10	0.007	24
32	**4695.032**	**351 632 904**	10	0.012	28
40	**4695.040**	**351 640 904**	10	0.020	34

4695

Cap

- Description: to JRG Sanipex MT components
- Material: gunmetal
- Connection: cone grip union

Kappe

- Beschreibung: Für JRG Sanipex MT-Formteile
- Werkstoff: Rotguss
- Anschluss: Bördelverschraubung

d (mm)	JRG Code	GF Code	SP	Weight (kg)	l (mm)
50	**4695.050**	**351 650 904**	1	0.140	18
63	**4695.063**	**351 663 904**	1	0.275	22

4696

Adapter with male thread and MT connecting nut

- Description: to JRG Sanipex MT components
- Material: gunmetal, plastic
- Connection: male thread, cone grip union

Einlegeteil mit Aussengewinde und MT-Überwurfmutter

- Beschreibung: Für JRG Sanipex MT-Formteile
- Werkstoff: Rotguss, Kunststoff
- Anschluss: Aussengewinde, Bördelverschraubung

d (mm)	GN (inch)	JRG Code	GF Code	SP	Weight (kg)	d1 (mm)	d2 R (inch)	l1 (mm)	z1 (mm)	⬡
20	½	**4696.210**	**351 620 931**	1	0.090	20	½	59	34	18
26	¾	**4696.220**	**351 626 960**	1	0.155	26	¾	70	41	23

4696

Adapter with male thread

- Description: to JRG Sanipex MT components
- Material: gunmetal, plastic
- Connection: male thread, cone grip union

Übergang mit Aussengewinde

- Beschreibung: Für JRG Sanipex MT-Formteile
- Werkstoff: Rotguss, Kunststoff
- Anschluss: Aussengewinde, Bördelverschraubung

d (mm)	GN (inch)	JRG Code	GF Code	SP	Weight (kg)	d1 R (inch)	d2 (mm)	l1 (mm)	z1 (mm)	⬡
26	½	**4696.215**	**351 626 983**	1	0.115	½	32	55	42	21
32	½	**4696.315**	**351 632 984**	1	0.170	½	39	62	49	21
32	¾	**4696.320**	**351 632 982**	1	0.205	¾	39	65	50	27
40	½	**4696.415**	**351 640 987**	1	0.278	½	49	69	56	21
40	¾	**4696.420**	**351 640 982**	1	0.310	¾	49	72	57	27
40	1	**4696.425**	**351 640 983**	1	0.330	1	49	78	59	32

4696

Adapter with male thread, internally coated

- Description: to JRG Sanipex MT components
- Temperature: max. 30°C
- Material: gunmetal, plastic
- Connection: male thread, cone grip union

Einlegeteil mit Aussengewinde, innenbeschichtet

- Beschreibung: Für JRG Sanipex MT-Formteile
- Temperatur: max. 30°
- Werkstoff: Rotguss, Kunststoff
- Anschluss: Aussengewinde, Bördelverschraubung

d (mm)	GN (inch)	JRG Code	GF Code	SP	Weight (kg)	d1 R (inch)	d2 (mm)	l1 (mm)	z1 (mm)	⬡
26	½	**4696.217**	**351 626 583**	1	0.120	½	32	55	42	21

4697

Adapter with female thread

- Description: to JRG Sanipex MT components
- Material: gunmetal, plastic
- Connection: female thread, cone grip union

Übergang mit Innengewinde

- Beschreibung: Für JRG Sanipex MT-Formteile
- Werkstoff: Rotguss, Kunststoff
- Anschluss: Innengewinde, Bördelverschraubung

d (mm)	GN (inch)	JRG Code	GF Code	SP	Weight (kg)	d2 (mm)	l1 (mm)	z1 (mm)	⬡
26	⅜	**4697.210**	**351 626 982**	1	0.105	32	39	27	24
32	½	**4697.315**	**351 632 983**	1	0.160	39	47	34	27
40	½	**4697.415**	**351 640 984**	1	0.270	49	54	40	27
40	¾	**4697.420**	**351 640 985**	1	0.260	49	55	40	32

4697

Adapter with female thread, internally coated

- Description: to JRG Sanipex MT components
- Temperature: max. 30°C
- Material: gunmetal, plastic
- Connection: female thread, cone grip union

Einlegeteil mit Innengewinde, innenbeschichtet

- Beschreibung: Für JRG Sanipex MT-Formteile
- Temperatur: max. 30°
- Werkstoff: Rotguss, Kunststoff
- Anschluss: Innengewinde, Bördelverschraubung

d (mm)	GN (inch)	JRG Code	GF Code	SP	Weight (kg)	d1 Rp (inch)	d2 (mm)	l1 (mm)	z1 (mm)	⬡
40	½	**4697.417**	**351 640 584**	1	0.270	½	49	54	40	27

4700

Adapter to valves

- Description: for JRG Sanipex d16/20, JRG Sanipex MT Pipes
- Material: gunmetal, plastic
- Connection: JRG Sanipex MT

Übergang auf Armaturen

- Beschreibung: für JRG Sanipex d16/20, JRG Sanipex MT Rohre
- Werkstoff: Rotguss, Kunststoff
- Anschluss: JRG Sanipex MT

d (mm)	GN (inch)	JRG Code	GF Code	SP	Weight (kg)	d1 G (inch)	l1 (mm)	l2 (mm)	l3 (mm)	z1 (mm)	⬡
16	½	**4700.096**	**351 616 992**	10	0.000	½	44.0	6.0	38.0	14.5	27
16	¾	**4700.102**	**351 616 994**	10	0.066	¾	39.0	6.0	33.0	14.5	32
20	¾	**4700.104**	**351 620 992**	10	0.070	¾	44.0	6.0	38.0	15.5	32
16	1	**4700.108**	**351 616 936**	10	0.135	1	42.5	7.0	35.5	22.5	37
20	1	**4700.110**	**351 620 936**	10	0.080	1	49.0	7.0	42.0	20.5	37
26	1	**4700.112**	**351 626 994**	5	0.115	1	54.5	7.0	47.5	18.5	37
16	1 ¼	**4700.120**	**351 616 996**	1	0.130	1 ¼	41.0	8.0	33.0	14.5	46
20	1 ¼	**4700.122**	**351 620 994**	1	0.130	1 ¼	46.0	8.0	38.0	15.5	46
26	1 ¼	**4700.124**	**351 626 995**	1	0.150	1 ¼	55.5	8.0	47.5	18.5	46
32	1 ¼	**4700.126**	**351 632 995**	1	0.200	1 ¼	65.5	8.0	57.5	19.5	46
26	1 ½	**4700.128**	**351 626 996**	1	0.200	1 ½	56.5	9.0	47.5	18.5	54
32	1 ½	**4700.130**	**351 632 996**	1	0.260	1 ½	66.5	9.0	57.5	19.5	54

table continued on the next page

d (mm)	GN (inch)	JRG Code	GF Code	SP	Weight (kg)	d1 G (inch)	l1 (mm)	l2 (mm)	l3 (mm)	z1 (mm)	⬡
40	1 ½	**4700.132**	**351 640 995**	1	0.330	1 ½	77.5	9.0	68.5	23.5	55
40	2	**4700.136**	**351 640 996**	1	0.420	2	82.5	13.5	69.0	24.5	67
50	1 ¾	**4700.134**	**351 650 995**	1	0.550	1 ¾	81.5	10.0	71.5	33.0	60
50	2 ¼	**4700.138**	**351 650 996**	1	0.667	2 ¼	82.5	11.0	71.5	34.0	72
63	2 ⅜	**4700.140**	**351 663 995**	1	0.950	2 ⅜	99.5	11.0	88.5	39.0	78
63	2 ¾	**4700.142**	**351 663 996**	1	1.050	2 ¾	100.0	13.5	86.5	40.0	89

4700

Adapter to fittings, internally coated

- Description: for JRG Sanipex d16/20, JRG Sanipex MT Pipes
- Temperature: max. 30°C
- Material: gunmetal, plastic
- Connection: female thread, gasket, cone grip union

Übergang auf Armaturen, innenbeschichtet

- Beschreibung: für JRG Sanipex d16/20, JRG Sanipex MT Rohre
- Temperatur: max. 30°
- Werkstoff: Rotguss, Kunststoff
- Anschluss: Innengewinde, Dichtung, Bördelverschraubung

d (mm)	GN (inch)	JRG Code	GF Code	SP	Weight (kg)	d1 G (inch)	l1 (mm)	l2 (mm)	l3 (mm)	z1 (mm)	⬡
26	1 ½	**4700.728**	**351 626 596**	1	0.220	1 ½	56	9	47	19	54

4705

Adapter to distributor

- Description: to JRG Sanipex d20, JRG Sanipex MT
- Material: gunmetal, plastic
- Connection: male thread, cone grip union

Übergang auf Verteiler

- Beschreibung: für JRG Sanipex d20, JRG Sanipex MT Rohre
- Werkstoff: Rotguss, Kunststoff
- Anschluss: Aussengewinde, Bördelverschraubung

d (mm)	GN (mm)	JRG Code	GF Code	SP	Weight (kg)	d1 G (inch)	l2 (mm)	z1 (mm)	⬡
20	1	**4705.020**	**351 620 989**	10	0.120	1	58	35	30
26	1	**4705.026**	**351 626 991**	5	0.150	1	68	39	30
32	1	**4705.032**	**351 632 993**	5	0.185	1	78	38	30

4707

Bend for radiator connection, nickel plated

- Description: for radiator mounting
- Material: copper, brass, nickel-plated
- Connection: cone grip union

Heizkörperanschlussbogen, vernickelt

- Beschreibung: für den Heizkörperanschluss
- Werkstoff: Kupfer, Messing, vernickelt
- Anschluss: Bördelverschraubung

d-d (mm)	JRG Code	GF Code	SP	Weight (kg)	d1 (mm)	d2 (mm)	l (mm)	r (mm)	z (mm)
16 - 15	**4707.016**	**351 616 983**	1	0.180	16	15	300	38	72

4710

Adapter with male thread

- Description: for JRG Sanipex d16/20, JRG Sanipex MT Pipes
- Material: gunmetal, plastic
- Connection: male thread, cone grip union

Übergang mit Aussengewinde

- Beschreibung: für JRG Sanipex d16/20, JRG Sanipex MT Rohre
- Werkstoff: Rotguss, Kunststoff
- Anschluss: Aussengewinde, Bördelverschraubung

d (mm)	GN (inch)	JRG Code	GF Code	SP	Weight (kg)	d1 (mm)	d1 R (inch)	l1 (mm)	z1 (mm)	⬡
16	½	**4710.110**	**351 616 997**	10	0.070	16	½	50	31	21
16	¾	**4710.150**	**351 620 933**	10	0.100	16	¾	57	37	21
20	½	**4710.210**	**351 620 995**	10	0.077	20	½	59	36	21
20	¾	**4710.220**	**351 620 996**	10	0.110	20	¾	60	37	21
26	¾	**4710.250**	**351 626 997**	5	0.130	26	¾	74	44	27
26	1	**4710.260**	**351 626 987**	5	0.160	26	1	77	47	30
32	1	**4710.310**	**351 632 997**	5	0.200	32	1	88	50	32
40	1 ¼	**4710.410**	**351 640 997**	1	0.440	40	1 ¼	103	58	46
50	1 ½	**4710.510**	**351 650 997**	1	0.550	50	1 ½	118	67	50
63	2	**4710.610**	**351 663 997**	1	0.990	63	2	143	80	65

4710



Connecting piece with external thread, nickel-coated

- Description: for the heating element connection, JRG Sanipex MT pipes
- Connection: male thread, cone grip union
- Material: gunmetal, nickel-plated, plastic

Übergang mit Aussengewinde, aussenvernickelt

- Beschreibung: Für den Heizkörperanschluss, JRG Sanipex MT Rohre
- Anschluss: Aussengewinde, Bördelverschraubung
- Werkstoff: Rotguss, vernickelt, Kunststoff

d (mm)	GN (inch)	JRG Code	GF Code	SP	Weight (kg)	d1 R (inch)	l1 (mm)	z1 (mm)	⬡
16	½	**4710.115**	**351 564 901**	10	0.070	½	50	31	21
20	½	**4710.215**	**351 565 101**	10	0.080	½	59	36	21
20	¾	**4710.225**	**351 565 201**	10	0.117	¾	60	37	21
26	¾	**4710.255**	**351 565 301**	5	0.120	¾	74	44	27

4710

Adapter with male thread, internally coated

- Description: for JRG Sanipex d16/20, JRG Sanipex MT Pipes
- Temperature: max. 30°C
- Material: gunmetal, plastic
- Connection: male thread, cone grip union

Übergang mit Aussengewinde, innenbeschichtet

- Beschreibung: für JRG Sanipex d16/20, JRG Sanipex MT Rohre
- Temperatur: max. 30°
- Werkstoff: Rotguss, Kunststoff
- Anschluss: Aussengewinde, Bördelverschraubung

d (mm)	GN (inch)	JRG Code	GF Code	SP	Weight (kg)	d1 R (inch)	l2 (mm)	z1 (mm)	⬡
16	½	**4710.117**	**351 616 597**	1	0.070	½	50	31	21
20	½	**4710.217**	**351 620 595**	1	0.080	½	59	36	21
20	¾	**4710.227**	**351 620 596**	1	0.120	¾	60	37	21
26	¾	**4710.257**	**351 626 597**	1	0.150	¾	74	44	27
26	1	**4710.267**	**351 626 587**	1	0.160	1	77	47	30
32	1	**4710.317**	**351 632 597**	1	0.200	1	88	50	32
40	1 ¼	**4710.417**	**351 640 597**	1	0.450	1 ¼	103	58	46

4711

Connecting piece with external thread, nickel-coated

- Description: for heating element connection
- Material: gunmetal, nickel-plated, plastic
- Connection: male thread, cone grip union

Übergang mit Aussengewinde, aussenvernickelt

- Beschreibung: Für den Heizkörperanschluss
- Werkstoff: Rotguss, vernickelt, Kunststoff
- Anschluss: Aussengewinde, Bördelverschraubung

d (mm)	GN (inch)	JRG Code	GF Code	SP	Weight (kg)	d1 R (inch)	l1 (mm)	z1 (mm)	⬡
16	½	**4711.115**	**351 565 001**	2	0.066	½	50	31	21

4712

Adapter with female thread

- Description: for JRG Sanipex d16/20, JRG Sanipex MT Pipes
- Material: gunmetal, plastic
- Connection: female thread, cone grip union

Übergang mit Innengewinde

- Beschreibung: für JRG Sanipex d16/20, JRG Sanipex MT Rohre
- Werkstoff: Rotguss, Kunststoff
- Anschluss: Innengewinde, Bördelverschraubung

d (mm)	GN (inch)	JRG Code	GF Code	SP	Weight (kg)	d1 R (inch)	l1 (mm)	z1 (mm)	⬡
16	½	**4712.110**	**351 616 998**	10	0.070	½	47	15	27
20	½	**4712.210**	**351 620 997**	10	0.078	½	51	15	27
20	¾	**4712.220**	**351 620 998**	5	0.100	¾	54	17	32
26	½	**4712.240**	**351 626 988**	5	0.103	½	64	16	27
26	¾	**4712.250**	**351 626 998**	5	0.120	¾	61	17	32
26	1	**4712.260**	**351 626 984**	5	0.190	1	67	20	41

table continued on the next page

d (mm)	GN (inch)	JRG Code	GF Code	SP	Weight (kg)	d1 R (inch)	l1 (mm)	z1 (mm)	⬡
32	1	**4712.310**	**351 632 998**	5	0.220	1	74	19	41
40	1 ¼	**4712.410**	**351 640 998**	1	0.350	1 ¼	86	22	50
50	1 ½	**4712.510**	**351 650 998**	1	0.480	1 ½	95	44	55
63	2	**4712.610**	**351 663 998**	1	0.900	2	115	52	70

4712

Adapter with female thread, internally coated

- Description: for JRG Sanipex d16/20, JRG Sanipex MT Pipes
- Temperature: max. 30°C
- Material: gunmetal, plastic
- Connection: female thread, cone grip union

Übergang mit Innengewinde, innenbeschichtet

- Beschreibung: für JRG Sanipex d16/20, JRG Sanipex MT Rohre
- Temperatur: max. 30°
- Werkstoff: Rotguss, Kunststoff
- Anschluss: Innengewinde, Bördelverschraubung

d (mm)	GN (inch)	JRG Code	GF Code	SP	Weight (kg)	d1 R (inch)	l1 (mm)	z1 (mm)	⬡
20	½	**4712.217**	**351 620 597**	1	0.080	½	51	15	27
26	¾	**4712.257**	**351 626 598**	1	0.130	¾	61	17	32
32	1	**4712.317**	**351 632 598**	1	0.230	1	74	19	41
40	1 ¼	**4712.417**	**351 640 598**	1	0.360	1 ¼	86	22	50

4713

Adapter JRG Sanipex MT - JRG Sanipex

- Material: gunmetal, brass, plastic
- Connection: cone grip union

Übergang JRG Sanipex MT - JRG Sanipex

- Werkstoff: Rotguss, Messing, Kunststoff
- Anschluss: Bördelverschraubung

d (mm)	JRG Code	GF Code	SP	Weight (kg)	d1 (mm)	d2 (mm)	l1 (mm)	z1 (mm)	⬡
16 - 12	**4713.012**	**351 616 990**	5	0.060	16	12	54	34	13

4714

JRG Sanipex MT Adapter to push-in connection, PN 10

- Description: for stainless steel / copper pipes
- Temperature: max. 90°C
- Material: gunmetal, PPSU
- Connection: push-in system sudoFIT

JRG Sanipex MT Übergang auf Steckverbindung, PN 10

- Beschreibung: für Chromnickelstahl-Rohre nach DVGW W541 und nach DIN EN 1057 / Kupfer-Rohre
- Temperatur: max. 90°C
- Material: Rotguss, PPSU
- Anschluss: Steckverbindung sudoFIT

d (mm)	DN (mm)	JRG Code	GF Code	SP	Weight (kg)	d1 (mm)	d2 (mm)	l1 (mm)	z1 (mm)
16 - 12	10	**4714.098**	**351 060 500**	5	0.065	16	12	55	16
16 - 15	12	**4714.100**	**351 060 501**	1	0.075	16	15	62	21
20 - 18	15	**4714.104**	**351 060 511**	1	0.125	20	18	76	24
20 - 22	15	**4714.105**	**351 060 516**	1	0.140	20	22	82	25
26 - 22	20	**4714.106**	**351 060 521**	1	0.140	26	22	75	15
32 - 28	25	**4714.108**	**351 060 531**	1	0.245	32	28	93	14
40 - 35	32	**4714.110**	**351 060 541**	1	0.380	40	35	107	16

4715

Adapter with compression joint union

- Description: for JRG Sanipex d16/20, JRG Sanipex MT Pipes
- Material: gunmetal, plastic
- Connection: hex nut union for copper-, plastic pipes

Übergang mit Klemmverschraubung

- Beschreibung: für JRG Sanipex d16/20, JRG Sanipex MT Rohre
- Werkstoff: Rotguss, Kunststoff
- Beschreibung: Klemmverschraubung für Cu-Rohre und Bördelverschraubung

d (mm)	d-d (mm)	JRG Code	GF Code	SP	Weight (kg)	d1 (mm)	l1 (mm)	z1 (mm)	⬡
10	16 - 10	**4715.016**	**351 616 923**	10	0.060	16	56	11	19

4716

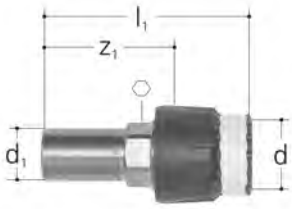

Adapter with press-fit end

- Description: for JRG Sanipex d16/20, JRG Sanipex MT Pipes
- Material: gunmetal, plastic
- Connection: cone grip union

Übergang mit Pressende

- Beschreibung: für JRG Sanipex d16/20, JRG Sanipex MT Rohre
- Werkstoff: Rotguss, Kunststoff
- Anschluss: Bördelverschraubung

	DN-d (mm)	JRG Code	GF Code	SP	Weight (kg)	d (mm)	d1 (mm)	l1 (mm)	z1 (mm)	⬡
*	12 - 16	**4716.098**	**351 616 926**	1	0.046	16	12	60	39	16
	15 - 16	**4716.100**	**351 616 924**	1	0.046	16	15	65	45	16
	18 - 16	**4716.101**	**351 616 925**	1	0.052	16	18	65	45	18
	18 - 20	**4716.104**	**351 620 941**	1	0.068	20	18	74	48	20
	22 - 20	**4716.105**	**351 620 942**	1	0.081	20	22	75	49	22
	22 - 26	**4716.106**	**351 626 941**	1	0.097	26	22	85	53	27
	28 - 26	**4716.108**	**351 626 942**	1	0.123	26	28	86	54	30

4717



Adapter with push fit nipple

- Description: Compatible to GEBERIT male thread MF 1/2"
- Material: gunmetal
- Connection: loose nut, cone grip union

Übergang mit Stecknippel

- Beschreibung: Passend zu GEBERIT Aussengewinde MF 1/2"
- Werkstoff: Rotguss
- Anschluss: Lose Mutter, Bördelverschraubung

d (mm)	JRG Code	GF Code	SP	Weight (kg)	d1 (mm)	d2 Rp (inch)	l (mm)	ST (inch)	z (mm)	⬡
16	**4717.116**	**351 616 989**	5	0.100	16	½	64	½	46	18
20	**4717.120**	**351 620 987**	5	0.122	20	½	74	½	51	21

4718

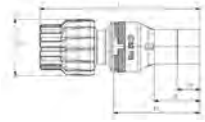

Adapter JRG Sanipex MT - INSTAFLEX

Übergang JRG Sanipex MT - INSTAFLEX

d-d (mm)	JRG Code	Weight (kg)	SP	GF Code	l (mm)	l1 (mm)	l2 (mm)	l3 (mm)	ø (mm)
32 - 32	**4718.032**	0.260	1	**351 632 989**	150	21	43	80	52
63 - 63	**4718.063**	1.437	1	**351 663 989**	220	21	51	109	95

4719

Adapter with push nipple

- Description: to TECO distributors
- Material: brass, plastic

Übergang mit Stecknippel

- Beschreibung: zu TECO Verteiler
- Werkstoff: Messing, Kunststoff

d (mm)	JRG Code	GF Code	SP	Weight (kg)	d1 G (inch)	l1 (mm)	z1 (mm)	⬡
16	**4719.016**	**351 616 927**	5	0.061	½	57	35	6
20	**4719.020**	**351 620 943**	5	0.073	¾	65	36	6

4725

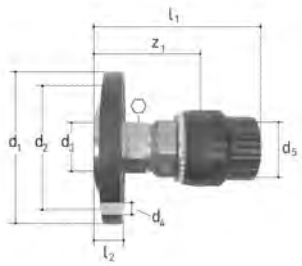

Flange adapter set

- Material: gunmetal, PPSU
- Connection: JRG Sanipex MT - Flange

Flanschübergang Set

- Material: Rotguss, PPSU
- Anschluss: JRG Sanipex MT - Flange

d (mm)	GN (mm)	JRG Code	SP	Weight (kg)	GF Code
32	25	**4725.032**	1	1.040	**351 632 532**
40	32	**4725.040**	1	1.490	**351 640 540**
50	40	**4725.050**	1	1.920	**351 650 550**
63	50	**4725.060**	1	3.120	**351 663 563**

table continued on the next page

d (mm)	d1 (mm)	d2 (mm)	d3 (mm)	d4 (mm)	d5 (mm)	l1 (mm)	l2 (mm)	z1 (mm)	⬡
32	115	85	25	14	32	128	24	86	32
40	140	100	37	18	40	142	25	92	40
50	150	110	43	18	50	158	27	100	50
63	165	125	55	18	63	184	31	109	65

4730

Reduction

- Description: for JRG Sanipex d16/20, JRG Sanipex MT Pipes
- Material: PPSU, PA
- Connection: cone grip union

Reduktion

- Beschreibung: für JRG Sanipex d16/20, JRG Sanipex MT Rohre
- Werkstoff: PPSU, PA
- Anschluss: Bördelverschraubung

d (mm)	Size (inch)	d1 (mm)	JRG Code	GF Code	SP	Weight (kg)	l1 (mm)	z1 (mm)
20	16	20	**4730.100**	**351 620 925**	1	0.035	58.0	31
26	16	26	**4730.102**	**351 626 926**	1	0.050	70.5	41
26	20	26	**4730.104**	**351 626 927**	1	0.055	74.0	39
32	16	32	**4730.106**	**351 632 925**	1	0.075	82.0	52
32	20	32	**4730.108**	**351 632 926**	1	0.075	87.0	50
32	26	32	**4730.110**	**351 632 927**	1	0.095	92.0	50
40	16	40	**4730.112**	**351 640 924**	1	0.125	94.0	61
40	20	40	**4730.114**	**351 640 925**	1	0.132	100.0	61
40	26	40	**4730.116**	**351 640 926**	1	0.140	105.0	61
40	32	40	**4730.118**	**351 640 927**	1	0.160	111.0	58

4730

Reduction

- Material: PPSU, PA
- Connection: cone grip union

Reduktion

- Werkstoff: PPSU, PA
- Anschluss: Bördelverschraubung

d (mm)	Size (inch)	d1 (mm)	JRG Code	GF Code	SP	Weight (kg)	l1 (mm)	z1 (mm)
50	26	50	**4730.124**	**351 650 824**	1	0.160	110	57
50	32	50	**4730.126**	**351 650 825**	1	0.185	118	58
50	40	50	**4730.128**	**351 650 826**	1	0.240	128	59
63	32	63	**4730.136**	**351 663 825**	1	0.100	134	67
63	40	63	**4730.138**	**351 663 826**	1	0.345	145	71
63	50	63	**4730.140**	**351 663 827**	1	0.430	158	77

4730

Insulation box Reducer

- Material: Expanded polypropylene (EPP)
- Temperature: max. 110°C
- Thermal conductivity: 0.035 W/mK according EN 12667

Dämmschalen Reduktion

- Werkstoff: Expandiertes Polypropylen (EPP)
- Temperatur: max 110°C
- Wärmeleitfähigkeit: 0.035 W/mK (nach EN 12667)

d1-d (mm)	JRG Code	Weight (kg)	GF Code	SP	d2 (mm)	d3 (mm)	l (mm)	l1 (mm)
20 - 16	**4730.500**	0.001	**351 620 671**	0	30	35	34	24
26 - 16	**4730.502**	0.001	**351 626 671**	0	37	45	43	29
26 - 20	**4730.504**	0.001	**351 626 672**	0	37	45	43	29
32 - 16	**4730.506**	0.002	**351 632 671**	0	44	54	53	34
32 - 20	**4730.508**	0.001	**351 632 672**	0	44	54	53	34
32 - 26	**4730.510**	0.001	**351 632 673**	0	44	54	53	34

4751

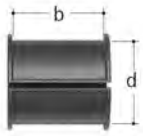

Sliding insert

- Description: to JRG Sanipex MT pipes
- Material: plastic

Gleiteinlage

- Beschreibung: zu JRG Sanipex MT Rohre
- Werkstoff: Kunststoff

d (mm)	JRG Code	GF Code	SP	Weight (kg)	b (mm)
16	**4751.016**	**351 616 942**	10	0.002	30
20	**4751.020**	**351 620 952**	10	0.003	30
26	**4751.026**	**351 626 952**	10	0.004	30
32	**4751.032**	**351 632 952**	10	0.005	30
40	**4751.040**	**351 640 952**	5	0.006	30

4752

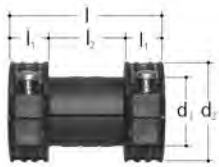

Sliding insert

- Description: to JRG Sanipex MT pipes
- Material: plastic

Fixpunktbride

- Beschreibung: zu JRG Sanipex MT Rohre
- Werkstoff: Kunststoff

d (mm)	JRG Code	GF Code	SP	Weight (kg)	d1 (mm)	d2 (mm)	l (mm)	l1 (mm)	l2 (mm)
16	**4752.016**	**351 616 906**	10	0.028	16	32	63	16	31
20	**4752.020**	**351 620 906**	10	0.032	20	36	63	16	31
26	**4752.026**	**351 626 906**	10	0.038	26	42	63	16	31
32	**4752.032**	**351 632 906**	5	0.045	32	48	63	16	31
40	**4752.040**	**351 640 906**	5	0.050	40	56	63	16	31

4755

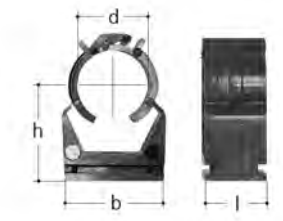

Pipe clip

- Description: one piece clip with quick release fastener (black)
- Material: plastic

Rohrschelle

- Beschreibung: einteiliger Clip mit Schnellverschluss (schwarz)
- Werkstoff: Kunststoff

d (mm)	JRG Code	GF Code	SP	Weight (kg)	b (mm)	h (mm)	l (mm)
16	**4755.016**	**355 637 901**	50	0.004	15	20	23
20	**4755.020**	**355 637 902**	50	0.006	15	23	26

1612

Non-return valve JRG Sanipex MT gunmetal

- Temperature: max. 90°C
- Material: gunmetal, stainless steel, EPDM, plastic
- Opening pressure: < 5 kPa (< 50 mbar)
- Connection: JRG Sanipex MT

Rückflussverhinderer, PN 10

- Temperatur: max. 90°C
- Werkstoff: Rotguss, Chromnickelstahl, EPDM, Kunststoff
- Öffnungsdruck: < 5 kPa (< 50 mbar)
- Anschluss: JRG Sanipex MT

DN (mm)	Size (inch)	d (mm)	JRG Code	GF Code	SP	Weight (kg)
12	16	16	**1612.016**	**350 896 268**	1	0.314
15	20	20	**1612.020**	**350 896 269**	1	0.340
20	26	26	**1612.026**	**350 896 270**	1	0.513
25	32	32	**1612.032**	**350 896 271**	1	0.845
32	40	40	**1612.040**	**350 896 272**	1	1.243
40	50	50	**1612.050**	**350 896 294**	1	1.887
50	63	63	**1612.063**	**350 896 295**	1	2.870

DN (mm)	d1 (mm)	d2 G (inch)	d3 Rp (inch)	h (mm)	l1 (mm)	z1 (mm)	z2 (mm)	⬡
12	16	½	¼	47	115	28	50	6
15	20	½	¼	47	122	27	51	6
20	26	¾	¼	56	148	27	63	6
25	32	1	¼	68	178	28	75	6
32	40	1 ¼	¼	80	218	37	92	6
40	50	1 ½	¼	90	256	46	108	6
50	63	2	¼	107	315	55	134	6



Insulation box for Valves

- Material: Expanded polypropylene (EPP)
- Temperature: max. 110°C
- Thermal conductivity: 0.035 W/mK according EN 12667

Dämmschalen für Ventile

- Werkstoff: Expandiertes Polypropylen (EPP)
- Temperatur: max 110°C
- Wärmeleitfähigkeit: 0.035 W/mK (nach EN 12667)

d (mm)	JRG Code	Weight (kg)	GF Code	SP	d1 (mm)	l (mm)	l1 (mm)
16 + 20	**5222.516**	0.020	**351 616 670**	0	62	128	68
26	**5222.526**	0.035	**351 626 670**	0	68	156	78
32	**5222.532**	0.050	**351 632 670**	0	95	181	97
40	**5222.540**	0.065	**351 640 670**	0	122	220	118
50	**5222.550**	0.080	**351 650 670**	0	134	257	130
63	**5222.563**	0.100	**351 663 670**	0	164	339	235

4771

Distributor shut-off valve MT JRG LegioStop

- Temperature: max. 90°C
- Material: gunmetal, stainless steel, EPDM, plastic
- Connection: handwheel, cone grip union
- Suitable for: 5395.320, 4640, 5419-5424, 5455

Verteiler Absperrventil MT JRG LegioStop

- Temperatur: max. 90°C
- Werkstoff: Rotguss, Chromnickelstahl, EPDM, Kunststoff
- Anschluss: Handrad, Bördelverschraubung
- Passend zu: 5395.320, 4640, 5419-5424, 5455

d (mm)	DN (mm)	JRG Code	GF Code	SP	Weight (kg)
26	20	**4771.010**	**351 626 975**	1	0.420

d (mm)	DN (mm)	d1 (mm)	d2 G (inch)	d4 (mm)	d5 G (inch)	h (mm)	l (mm)	z1 (mm)	z2 (mm)
26	20	26	¾	53	1	79	101	39	33

5922

JRG LegioStop Concealed straight seat valve, PN 10

- Temperature: max. 90°C
- Material: gunmetal, stainless steel, EPDM
- Connection: JRG Sanipex MT

JRG LegioStop Unterputz-Geradsitzventil, PN 10

- Temperatur: max. 90°C
- Werkstoff: Rotguss, Chromnickelstahl, EPDM
- Anschluss: JRG Sanipex MT

d (mm)	GN (mm)	DN (mm)	JRG Code	GF Code	SP	Weight (kg)
16	16	12	**5922.016**	**351 616 999**	1	0.530
20	20	15	**5922.020**	**351 620 999**	1	0.598
26	26	20	**5922.026**	**351 626 999**	1	0.580
32	32	25	**5922.032**	**351 632 999**	1	0.950

d (mm)	GN (mm)	DN (mm)	d1 (mm)	d2 (mm)	d3 (mm)	h1 (mm)	h2 (mm)	h3 (mm)	h4 (mm)	l (mm)	z (mm)	⬡
16	16	12	39	34	71	15	28	43 - 275	24	108	37	18
20	20	15	39	34	71	18	28	43 - 275	24	120	39	18
26	26	20	39	34	71	22	28	43 - 275	24	137	41	18
32	32	25	39	34	71	27	28	43 - 275	24	172	49	18

6041

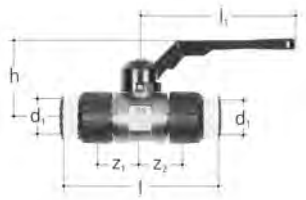

JRG Sanipex MT Ball valve, PN 10

- Material: gunmetal, plastic
- Temperature: max. -20°C / +95°C (water, compressed air, vacuum)
- Connection: cone grip unions

JRG Sanipex MT Kugelhahn, PN 10

- Werkstoff: Rotguss, Kunststoff
- Temperatur: max. -20°C / +95°C (Wasser, Druckluft, Vakuum)
- Anschluss: Bördelverschraubungen

d (mm)	DN (mm)	JRG Code	GF Code	SP	Weight (kg)	d1 (mm)	h (mm)	l (mm)	l1 (mm)	z1 (mm)	z2 (mm)
16	12	**6041.016**	**351 616 310**	1	0.230	16	45	94	84	28	28
20	15	**6041.020**	**351 620 310**	1	0.308	20	49	109	84	31	31
26	20	**6041.026**	**351 626 310**	1	0.543	26	63	131	125	37	37
32	25	**6041.032**	**351 632 310**	1	0.933	32	71	158	125	42	42
40	32	**6041.040**	**351 640 310**	1	1.547	40	75	186	125	49	49

6041

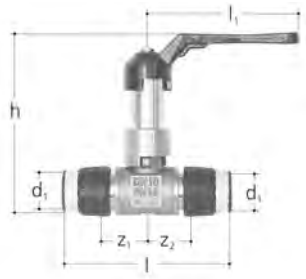

JRG Sanipex MT Ball valve with spindle extension, PN 10

- Material: gunmetal, stainless steel, PPSU
- Temperature: max. -20°C / +95°C (water, compressed air, vacuum)
- Connection: cone grip unions

JRG Sanipex MT Kugelhahn mit Spindelverlängerung, PN 10

- Material: Rotguss, Edelstahl, PPSU
- Temperatur: max. -20°C / +95°C (Wasser, Druckluft, Vakuum)
- Anschluss: Bördelverschraubungen

d (mm)	DN (mm)	JRG Code	GF Code	SP	Weight (kg)	d1 (mm)	h (mm)	l (mm)	l1 (mm)	z1 (mm)	z2 (mm)
16	12	**6041.116**	**351 616 330**	1	0.264	16	99	130	84	28	28
20	15	**6041.120**	**351 620 330**	1	0.342	20	106	109	84	31	31
26	20	**6041.126**	**351 626 330**	1	0.593	26	125	131	125	37	37
32	25	**6041.132**	**351 632 330**	1	0.983	32	137	158	125	42	42
40	32	**6041.140**	**351 640 330**	1	1.597	40	148	186	125	49	49

6041

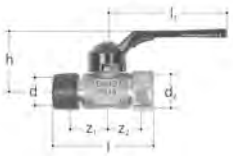

JRG Sanipex MT ball valve with female thread

- Material: gunmetal, plastic
- Temperature: max. -20°C / +95°C (water, compressed air, vacuum)
- Connection: female thread, cone grip union

JRG Sanipex MT Kugelventil mit Innengewinde

- Werkstoff: Rotguss, Kunststoff
- Temperatur: max. -20°C / +95°C (Wasser, Druckluft, Vakuum)
- Anschluss: Innengewinde, Bördelverschraubung

d (mm)	DN (mm)	JRG Code	SP	Weight (kg)	GF Code	d1 (mm)	d2 Rp (inch)	h (mm)	l (mm)	l1 (mm)	z1 (mm)	z2 (mm)
16	12	**6041.216**	1	0.230	**351 616 325**	16	½	45	60	84	28	18

6041

Spindle extension

- Description: to 6041

Spindelverlängerung

- Beschreibung: zu 6041

d (mm)	DN (mm)	JRG Code	GF Code	SP	Weight (kg)	h (mm)
16 - 20	10 - 15	**6041.001**	**351 616 322**	10	0.034	59
26 - 40	25 - 32	**6041.002**	**351 626 322**	10	0.050	63

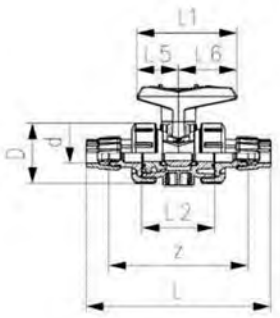

Ball valve 546 JRG Sanipex MT

Model:

- For easy installation and removal
- Integrated stainless steel mounting inserts
- Ball seals PTFE
- Material: PP-H

Option:

- Pneumatic or electric actuators from GF
- Multifunctional module with integrated limit switches
- Individual configuration of the valve

JRG Sanipex MT Kugelhahn 546

Ausführung:

- Radial ein- und ausbaubar
- Integrierte Gewindebuchsen für die Befestigung der Armatur
- Kugeldichtung PTFE
- Material: PP-H

Option:

- Stellantriebe pneumatisch und elektrisch von Georg Fischer
- Multifunktions-Modul mit integrierten Endschaltern
- Armatur individuell konfigurierbar

Code	SP	Weight (kg)	GP
700 246 911	1	0.115	10
700 246 912	1	0.115	10
700 246 913	1	0.178	10
700 246 914	1	0.253	10
700 246 915	1	0.442	6
700 246 916	1	0.607	6
700 246 917	1	1.118	4

z (mm)	Z (mm)	H (mm)	D (mm)	Rp (inch)	L4 (mm)	kv-value (Δp=1 bar) (l/min)	L (mm)	L1 (mm)	PN (bar)	H2 (mm)	DN (mm)	L6 (mm)	L5 (mm)
69	108	57	50	⅜	25	70	146	77	10	12	10	45	32
67	112	57	50	½	25	185	160	77	10	12	15	45	32
78	133	67	58	¾	25	350	191	97	10	12	20	58	39
85	141	73	68	1	25	700	215	97	10	12	25	58	39
100	169	90	84	1 ¼	45	1000	257	128	10	15	32	74	54
106	197	97	97	1 ½	45	1600	297	128	10	15	40	74	54
121	237	116	124	2	45	3100	363	152	10	15	50	87	66

M	H1 (mm)	L2 (mm)	d (mm)
M6	27	56	16
M6	27	56	20
M6	30	65	26

table continued on the next page

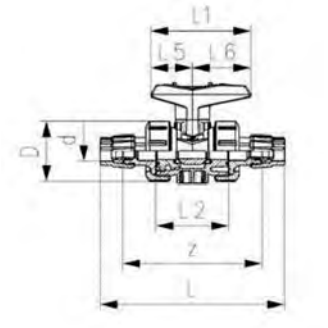

M	H1 (mm)	L2 (mm)	d (mm)
M6	36	71	32
M8	44	85	40
M8	51	89	50
M8	64	101	63

8335



Connection part, PN 10

- Material: gunmetal
- Connection: JRG Sanipex MT
- Consisting of: cross t-piece, boiler ball valve, sealing plug

Anschlussgarnitur, PN 10

- Werkstoff: Rotguss
- Anschluss: JRG Sanipex MT
- Bestehend aus: Kreuz T-Stück, Kugel-Kesselhahn, Verschluss-Stopfen

d (mm)	GN (inch)	DN (mm)	JRG Code	GF Code	SP	Weight (kg)
26	¾	20	**8335.026**	**350 896 426**	1	0.585
32	1	25	**8335.032**	**350 896 432**	1	0.700
40	1 ¼	32	**8335.040**	**350 896 440**	1	0.900

d (mm)	GN (inch)	DN (mm)	d1 Rp (inch)	d2 (mm)	d3 G (inch)	d5 G (inch)	h (mm)	l (mm)	l1 (mm)	l2 (mm)	l3 (mm)	z1 (mm)	z2 (mm)	⬡
26	¾	20	¾	26	½	¾	108	55	30	79	59	27	40	10
32	1	25	1	32	½	¾	112	60	34	87	70	29	43	10
40	1 ¼	32	1 ¼	40	½	¾	117	70	39	101	80	33	51	10

5458

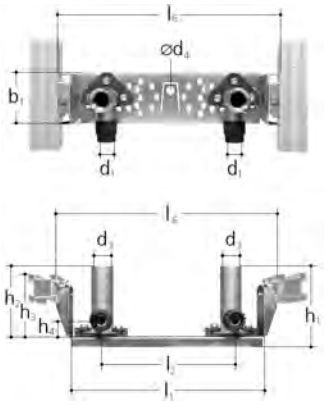

Plate for GIS profile JRG Sanipex MT

- Material: steel, galvanised, gunmetal, plastic, rubber
- Suitable for: Geberit System (GIS)

Armaturenplatte für GIS Profil JRG Sanipex MT

- Werkstoff: Stahl, verzinkt, Rotguss, Messing, Gummi
- Passend für: Geberit System (GIS)

d (mm)	GN (inch)	JRG Code	GF Code	SP	Weight (kg)
16	½	**5458.030**	**355 566 402**	1	1.050

d (mm)	GN (inch)	b1 (mm)	d1 (mm)	d3 Rp (inch)	d4 (mm)	h1 (mm)	h2 (mm)	h3 (mm)	h4 (mm)	l1 (mm)	l2 (mm)	l6 (mm)
16	½	64	16	½	10	111	98	71	20	223	153	248

5458

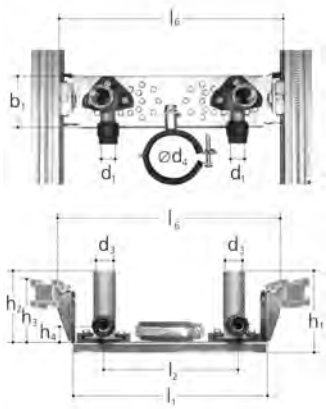

Plate for GIS profile washbasin-set JRG Sanipex MT

- Material: steel, galvanised, gunmetal, plastic, rubber
- Suitable for: Geberit System (GIS)

Armaturenplatte für GIS Profil Waschtisch-Set JRG Sanipex MT

- Werkstoff: Stahl, verzinkt, Rotguss, Messing, Gummi
- Passend für: Geberit System (GIS)

d (mm)	GN (inch)	JRG Code	GF Code	SP	Weight (kg)
16	½	**5458.035**	**355 566 465**	1	1.320

d (mm)	GN (inch)	b1 (mm)	d1 (mm)	d2 Rp (inch)	d3 (mm)	d4 (mm)	h1 (mm)	h2 (mm)	h3 (mm)	h4 (mm)	h5 (mm)	h6 (mm)	l1 (mm)	l2 (mm)	z1 (mm)
16	½	64	16	½	10	50 - 57	111	98	71	20	20	58	223	153	34

4790

Plug for pipes

- Material: plastic
- Connection: male thread

Stopfen für Rohre

- Werkstoff: Kunststoff
- Anschluss: Aussengewinde

d (mm)	JRG Code	GF Code	SP	Weight (kg)	d1 (mm)	l (mm)
16	**4790.016**	**351 616 905**	10	0.003	32	23
20	**4790.020**	**351 620 905**	10	0.005	39	27
26	**4790.026**	**351 626 905**	10	0.010	51	32
32	**4790.032**	**351 632 905**	10	0.015	63	36
40	**4790.040**	**351 640 905**	10	0.025	78	43

Accessories
Zubehör

O-Ring

- Description: to JRG Sanipex MT d16 - d40
- Material: EPDM

O-Ring

- Beschreibung: zu JRG Sanipex MT d16 - d40
- Material: EPDM

d (mm)	GF Code	SP	Weight (kg)	d1 (mm)	d2 (mm)	s (mm)
16	**350 981 509**	1	0.000	15	12	1.5
20	**350 981 416**	1	0.000	19	16	1.8
26	**350 981 520**	1	0.000	25	21	2.0
32	**350 981 527**	1	0.000	32	28	2.2
40	**350 981 533**	1	0.001	40	35	2.5

0981

O-Ring

- Description: to JRG Sanipex MT d20 - d40, 4730
- Material: EPDM

O-Ring

- Beschreibung: zu JRG Sanipex MT d20 - d40, 4730
- Material: EPDM

d (mm)	GF Code	SP	d1 (mm)	d2 (mm)	s (mm)
20	**350 981 515**	0	19	17	1.3
26	**350 981 521**	0	25	22	1.6
32	**350 981 528**	0	33	29	2.0
40	**350 981 535**	0	41	37	2.4

Cone grip union

- Material: plastic

Überwurfmutter

- Werkstoff: Kunststoff

d (mm)	JRG Code	GF Code	SP	Weight (kg)	d1 (mm)	l1 (mm)
16	**1616.901**	**351 616 901**	5	0.006	27	25.5
20	**1620.901**	**351 620 901**	5	0.010	32	30.5
26	**1626.901**	**351 626 901**	5	0.025	42	39.5
32	**1632.901**	**351 632 901**	1	0.034	52	48.0
40	**1640.901**	**351 640 901**	1	0.070	64	59.0
50	**1650.901**	**351 650 901**	1	0.115	76	73.0
63	**1663.901**	**351 663 901**	1	0.220	95	92.0

Tools
Werkzeuge

4802

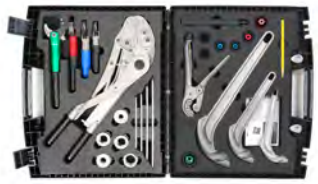

Fitter's toolkit complete d16-32

- Material: plastic
- Consisting of: Expanding mandrel ML pipes: **4804.116** d16; **4804.120** d20, **4804.126** d26, **4804.132** d32 Expanding mandrel PEX pipes: **4804.216** d16, **4804.220** d20, **4804.225** d25 Clamping jaws ML / PEX pipes: **4805.016** d16, **4805.020** d20 Clamping jaws ML pipes: **4805.026** d26, **4805.032** d32 Clamping jaws PEX pipes: **4805.125** d25 /// **4805.000** Expanding pliers, **4806.016** Hand bending template d16, **4806.026** Hand bending template d20, **4806.026** Hand bending template d26, **4832.016** Ratchet torque wrench d16, **4832.020** Ratchet torque wrench d20, **4832.026** Ratchet torque wrench d26, **4832.032** Ratchet torque wrench d32, **4834.016** Counter key d16, **4834.020** Counter key d20, **4834.026** Counter key d26, **4834.032** Counter key d32, **4836.000** Pipe cutter d16-d40, **4837.000** Multi-purpose cutter d16+d20, **4838.000** Marking pen yellow

Montagekoffer komplett d16-32

- Werkstoff: Kunststoff
- Bestehend aus: Aufweitdorn ML Rohre:**4804.116**d16, **4804.120** d20, **4804.126** d26, **4804.132** d32Aufweitdorn PEX Rohre: **4804.216**d16, **4804.220**d20, **4804.225** d25Klemmbacken ML / PEX Rohre: **4805.016**d16, **4805.020** d20Klemmbacken ML Rohr: **4805.026** d26, **4805.032** d32KlemmbackenPEX Rohr: **4805.125** d25 /// **4805.000** Aufweitzange, **4806.016** Handbiegeschablone d16, **4806.020** Handbiegeschablone d20, **4806.026** Handbiegeschablone d26, **4832.016** Ratschen-Drehmomentschlüssel d16, **4832.020** Ratschen-Drehmomentschlüssel d20, **4832.026** Ratschen-Drehmomentschlüssel d26, **4832.032** Ratschen-Drehmomentschlüssel d32, **4834.016** Konterschlüssel d16, **4834.020** Konterschlüssel d20, **4834.026** Konterschlüssel d26, **4834.032** Konterschlüssel d32, **4836.000** Rohrabschneider d16-d40, **4837.000** Kombischere d16+d20, **4838.000** Markierstift gelb

d-d (mm)	JRG Code	GF Code	SP	Weight (kg)	l (mm)	b (mm)	h (mm)
16 - 32	**4802.000**	**351 600 098**	1	9.830	500	125	420

4804



Clamping jaws

- Material: steel
- Suitable for: expanding pliers
- Description: for JRG Sanipex d16/20, JRG Sanipex MT Pipes

Klemmbacken

- Werkstoff: Stahl
- Passend zu: Aufweitzange
- Beschreibung: für JRG Sanipex d16/20, JRG Sanipex MT Rohre

d (mm)	JRG Code	GF Code	SP	Weight (kg)	b (mm)	h (mm)	l (mm)
16	**4804.016**	**351 600 494**	1	0.195	30	45	35
20	**4804.020**	**351 600 495**	1	0.160	30	45	35
26	**4804.026**	**351 600 489**	1	0.160	30	45	35

4804

Expanding mandrel for JRG Sanipex MT pipes

- Material: aluminium, steel

Aufweitdorn für JRG Sanipex MT Rohr

- Werkstoff: Aluminium, Stahl

d (mm)	JRG Code	GF Code	SP	Weight (kg)	d1 (mm)	d2 (mm)	l (mm)
16	**4804.116**	**351 600 496**	1	0.030	10	23	35
20	**4804.120**	**351 600 497**	1	0.032	14	23	34
26	**4804.126**	**351 600 488**	1	0.036	18	23	32
32	**4804.132**	**351 600 547**	1	0.017	32	33	34

4804

Expanding mandrel for JRG Sanipex pipe

- Material: aluminium, steel

Aufweitdorn für JRG Sanipex Rohr

- Werkstoff: Aluminium, Stahl

d (mm)	JRG Code	GF Code	SP	Weight (kg)	d1 (mm)	d2 (mm)	l (mm)
16	**4804.216**	**351 600 498**	1	0.025	11	23	35
20	**4804.220**	**351 600 499**	1	0.027	14	23	33
25	**4804.225**	**351 600 546**	1	0.035	25	32	30

4805

Expanding pliers

Aufweitzange

d (mm)	JRG Code	GF Code	SP	Weight (kg)	b (mm)	l (mm)
16-20-25-26-32	**4805.000**	**351 600 505**	1	2.190	150	470

4805

Clamping jaws for JRG Sanipex MT pipes

- Description: to 4805
- Material: steel

Klemmbacken für JRG Sanipex MT Rohre

- Beschreibung: zu 4805
- Werkstoff: Stahl

d (mm)	JRG Code	GF Code	SP	Weight (kg)	h (mm)	l (mm)
16	**4805.016**	**351 600 560**	1	0.320	46	35
20	**4805.020**	**351 600 569**	1	0.290	46	35
26	**4805.026**	**351 600 573**	1	0.250	46	35
32	**4805.032**	**351 600 575**	1	0.085	46	35

4805

Clamping jaws for JRG Sanipex pipes

- Description: to 4805
- Material: steel

Klemmbacken für JRG Sanipex Rohre

- Beschreibung: zu 4805
- Werkstoff: Stahl

d (mm)	JRG Code	GF Code	SP	Weight (kg)	h (mm)	l (mm)
25	**4805.125**	**351 600 571**	1	0.255	46	35

4806

Hand bending template

- Material: aluminium

Handbiegeschablone

- Werkstoff: Aluminium

d (mm)	JRG Code	GF Code	SP	Weight (kg)	l (mm)
16	**4806.016**	**351 616 907**	1	0.200	217
20	**4806.020**	**351 620 907**	1	0.320	270
26	**4806.026**	**351 626 907**	1	0.775	415

4828

Fitter's toolkit empty for expanding pliers

- Description: to 4802
- Material: plastic

Montagekoffer leer d16-26

- Beschreibung: zu 4802
- Werkstoff: Kunststoff

d-d-d (mm)	JRG Code	GF Code	SP	Weight (kg)	l (mm)	b (mm)	h (mm)
16 - 26	**4828.000**	**351 600 041**	1	2.300	500	125	420
16 - 32	**4828.005**	**351 600 006**	1	2.200	500	125	420

4807

Bending template set d16+20

- Material: plastic

Handbiegewerkzeugset d16 + d20

- Werkstoff: Kunststoff

d (mm)	JRG Code	GF Code	SP	Weight (kg)	l (mm)	b (mm)	h (mm)
16 / 20	**4807.100**	**351 600 092**	1	2.790	390	102	310

4808

Battery toolkit d16-40

- Material: plastic
- Consisting of: **4809.000** Battery tool MAPLSONOV, **4809.005** Makita charger, **4809.010** Makita battery, **4809.116** Expansion head d16, **4809.120** Expansion head d20, **4809.126** Expansion head d26, **4809.132** Expansion head d32, **4809.140** Expansion head d40, **4832.016** Ratchet torque wrench d16, **4832.020** Ratchet torque wrench d20, **4832.026** Ratchettorque wrench d26, **4832.032** Ratchet torque wrench d32, **4832.040** Ratchet torque wrench d40, **4834.016** Counter spanner d16, **4834.020** Counter spanner d20, **4834.026** Counter spanner d26, **4834.032** Counter spanner d32, **4834.040** Counter spanner d40, **4837.000** Multi-purpose cutter d16/d20, **4836.000** Pipe cutter d16-d40, **4838.000** Marking pen

Akkuwerkzeugkoffer d16-40

- Werkstoff: Kunststoff
- Bestehend aus: **4809.000** Akkuwerkzeug MAPLSONOV, **4809.005** Ladegerät Makita, **4809.010** Akku Makita, **4809.116** Aufweitkopf d16, **4809.120** Aufweitkopf d20, **4809.126** Aufweitkopf d26, **4809.132** Aufweitkopf d32, **4809.140** Aufweitkopf d40, **4832.016** Drehmomentschlüssel d16, **4832.020** Drehmomentschlüssel d20, **4832.026** Drehmomentschlüssel d26, **4832.032** Drehmomentschlüssel d32, **4832.040** Drehmomentschlüssel d40, **4834.016** Konterschlüssel d16, **4834.020** Konterschlüssel d20, **4834.026** Konterschlüssel d26, **4834.032** Konterschlüssel d32, **4834.040** Konterschlüssel d40, **4837.000** Kombischere d16/d20, **4836.000** Rohrabschneider d16-d40, **4838.000** Markierstift

d (mm)	JRG Code	GF Code	SP	Weight (kg)	l (mm)	b (mm)	h (mm)
16 - 40	**4808.000**	**351 600 908**	1	16.000	575	206	472

4808

Battery toolkit d16-26

- Material: plastic
- Consisting of: **4809.000** Battery tool MAPLSONOV, **4809.005** Makita charger, **4809.010** Makita battery, **4809.116** Expansion head d16, **4809.120** Expansion head d20, **4809.126** Expansion head d26, **4832.016** Ratchet torque wrench d16, **4832.020** Ratchet torque wrench d20, **4832.026** Ratchet torque wrench d26, **4834.016** Counter spanner d16, **4834.020** Counter spanner d20, **4834.026** Counter spanner d26, **4837.000** Multi-purpose cutter d16/d20, **4836.000** Pipe cutter d16-d40, **4838.000** Marking pen

Akkuwerkzeugkoffer d16-26

- Werkstoff: Kunststoff
- Bestehend aus: **4809.000** Akkuwerkzeug MAPLSONOV, **4809.005** Ladegerät Makita, **4809.010** Akku Makita, **4809.116** Aufweitkopf d16, **4809.120** Aufweitkopf d20, **4809.126** Aufweitkopf d26, **4832.016** Ratschen-Drehmomentschlüssel d16, **4832.020** Ratschen-Drehmomentschlüssel d20, **4832.026** Ratschen-Drehmomentschlüssel d26, **4834.016** Konterschlüssel d16, **4834.020** Konterschlüssel d20, **4834.026** Konterschlüssel d26, **4837.000** Kombischere d16/d20, **4836.000** Rohrabschneider d16-d40, **4838.000** Markierstift

d (mm)	JRG Code	GF Code	SP	Weight (kg)	l (mm)	b (mm)	h (mm)
16 - 26	**4808.050**	**351 600 909**	1	11.500	575	206	472

4808

Battery toolkit d32+40

- Material: plastic
- Consisting of: **4809.000** Battery tool MAPLSONOV, **4809.005** Makita charger, **4809.010** Makita battery, **4809.132** Expansion head d32, **4809.140** Expansion head d40, **4832.032** Ratchet torque wrench d32, **4832.040** Ratchet torque wrench d40, **4834.032** Counter spanner d32, **4834.040** Counter spanner d40, **4836.000** Pipe cutter d16-d40, **4838.000** Marking pen

Akkuwerkzeugkoffer d32+40

- Werkstoff: Kunststoff
- Bestehend aus: **4809.000** Akkuwerkzeug MAPLSONOV, **4809.005** Ladegerät Makita, **4809.010** Akku Makita, **4809.132** Aufweitkopf d32, **4809.140** Aufweitkopf d40, **4832.032** Ratschen-Drehmomentschlüssel d32, **4832.040** Ratschen-Drehmomentschlüssel d40, **4834.032** Konterschlüssel d32, **4834.040** Konterschlüssel d40, **4836.000** Rohrabschneider d16-d40, **4838.000** Markierstift

d (mm)	JRG Code	GF Code	SP	Weight (kg)	l (mm)	b (mm)	h (mm)
32 - 40	**4808.150**	**351 600 910**	1	11.200	575	206	472

4809

Battery tool

- Material: aluminium, plastic

Akkuwerkzeug

- Werkstoff: Aluminium, Kunststoff

d (mm)	JRG Code	SP	GF Code	Weight (kg)	l (mm)	b (mm)	h (mm)
16 - 40	**4809.000**	1	**351 600 809**	3.080	320	75	150

4828

Battery toolkit empty

- Material: plastic

Akkuwerkzeugkoffer leer

- Werkstoff: Kunststoff

d (mm)	JRG Code	GF Code	SP	Weight (kg)	b (mm)	b1 (mm)	l (mm)
16 - 40	**4828.020**	**351 600 911**	1	4.300	472	206	575

4809

Expansion head

- Material: aluminium, steel, plastic

Aufweitkopf

- Werkstoff: Aluminium, Stahl, Kunststoff

d (mm)	JRG Code	GF Code	SP	Weight (kg)	l (mm)	b (mm)	h (mm)
16	**4809.116**	**351 600 804**	1	1.200	137	95	121
20	**4809.120**	**351 600 805**	1	1.200	137	95	121
26	**4809.126**	**351 600 806**	1	1.200	137	95	121
32	**4809.132**	**351 600 807**	1	1.200	137	95	121
40	**4809.140**	**351 600 808**	1	1.400	174	108	124

4812

Hydraulic unit

- Description: to expanding- and bending tool d16 - 63 / 230 V, 650 Watt, 50 Hz
- Consisting of: Hydraulic unit, battery, charger, bag

Hydraulikaggregat

- Beschreibung: für Aufweit- und Biegewerkzeug d16 - 63 / 230 V, 650 Watt, 50 Hz
- Bestehend aus: Hydraulikaggregat, Batterie, Aufladestation, Tasche

Plug	JRG Code	GF Code	SP	Weight (kg)	l (mm)	b (mm)	h (mm)
EU + CH	**4812.000**	**351 600 912**	1	9.700	290	186	236
USA + CAN	**4812.050**	**351 600 914**	1	9.700	290	186	236

4839

Hydraulic oil

- Description: Spare bottle 1.0l to 4810/4812

Hydrauliköl

- Beschreibung: Nachfüllflasche 1.0l für 4810/4812

JRG Code	GF Code	SP	Weight (kg)	l (mm)	b (mm)	h (mm)
4839.000	**351 600 072**	1	0.920	230	110	60

4815

Fitter's toolkit d26-40

- Material: plastic
- Consisting of: **4828.001** Fitter's toolkit, **4830.026** Expanding unit d26, **4832.032** Expanding unit d32, **4830.040** Expanding unit d40, **4832.026** Ratchet torque wrench d26, **4832.032** Ratchet torque wrench d32, **4832.040** Ratchet torque wrench d40, **4834.026** Counter key d26, **4834.032** Counter key d32, **4834.040** Counter key d40, **4836.000** Pipe cutter

Montagekoffer d26-40

- Werkstoff: Kunststoff
- Bestehend aus: **4828.001** Montagekoffer, **4830.026** Aufweitwerkzeug d26, **4830.032** Aufweitwerkzeug d32, **4830.040** Aufweitwerkzeug d40, **4832.026** Drehmomentschlüssel d26, **4832.032** Drehmomentschlüssel d32, **4832.040** Drehmomentschlüssel d40, **4834.026** Konterschlüssel d26, **4834.032** Konterschlüssel d32, **4834.040** Konterschlüssel d40, **4836.000** Rohrabschneider

d (mm)	JRG Code	GF Code	SP	Weight (kg)	l (mm)	b (mm)	h (mm)
26 - 40	**4815.100**	**351 600 094**	1	15.610	575	206	472

4815

Fitter's toolkit d32+40

- Material: plastic
- Consisting of: **4828.001** Fitter's toolkit, **4832.032** Expanding unit d32, **4830.040** Expanding unit d40, **4832.032** Ratchet torque wrench d32, **4832.040** Ratchet torque wrench d40, **4834.032** Counter key d32, **4834.040** Counter key d40, **4836.000** Pipe cutter

Montagekoffer d32+40

- Werkstoff: Kunststoff
- Bestehend aus: **4828.001** Montagekoffer, **4830.032** Aufweitwerkzeug d32, **4830.040** Aufweitwerkzeug d40, **4832.032** Drehmomentschlüssel d32, **4832.040** Ratschen-Drehmomentschlüssel d40, **4834.032** Konterschlüssel d32, **4834.040** Konterschlüssel d40, **4836.000** Rohrabschneider

d (mm)	JRG Code	GF Code	SP	Weight (kg)	l (mm)	b (mm)	h (mm)
32 - 40	**4815.150**	**351 600 086**	1	12.770	575	206	472

4820

Fitter's toolkit d50+63

- Material: plastic
- Consisting of: **4831.000** Operating cylinder, **4831.050** Clamp unit d50, **4831.063** Clamp unit d63, **4831.350** Expanding mandrel d50, **4831.363** Expanding mandrel d63, **4832.050** Ratchet torque wrench d50, **4832.063** Ratchet torque wrench d63, **4834.050** Counter key d50, **4834.063** Counter key d63, **4836.100** Pipe cutter d50+63

Montagekoffer d50+63

- Werkstoff: Kunststoff
- Bestehend aus: **4831.000** Arbeitszylinder, **4831.050** Spanneinheit d50, **4831.063** Spanneinheit d63, **4831.350** Aufweitdorn d50, **4831.363** Aufweitdorn d63, **4832.050** Drehmomentschlüssel d50, **4832.063** Drehmomentschlüssel d63, **4834.050** Konterschlüssel d50, **4834.063** Konterschlüssel d63, **4836.100** Rohrabschneider d50+63

d (mm)	JRG Code	GF Code	SP	Weight (kg)	l (mm)	b (mm)	h (mm)
50 - 63	**4820.100**	**351 600 007**	1	14.550	575	206	472

4830

Expanding unit

- Description: to 4812
- Material: aluminium, steel, plastic

Aufweitwerkzeug

- Beschreibung: zu 4812
- Werkstoff: Aluminium, Stahl, Kunststoff

d (mm)	JRG Code	GF Code	SP	Weight (kg)	b (mm)	l (mm)
16	**4830.016**	**351 616 008**	0	1.400	99	170
20	**4830.020**	**351 620 008**	0	1.900	99	184
26	**4830.026**	**351 626 008**	1	2.250	99	196
32	**4830.032**	**351 632 008**	1	2.550	99	201
40	**4830.040**	**351 640 008**	1	3.650	107	222

4831

Operating cylinder d50+63

- Description: to 4831.050 / .063
- Material: aluminium, steel

Arbeitszylinder d50+63

- Beschreibung: zu 4831.050 / .063
- Werkstoff: Aluminium, Stahl

d (mm)	JRG Code	GF Code	SP	Weight (kg)	b (mm)	h (mm)	l (mm)
50 - 63	**4831.000**	**351 600 628**	1	2.370	201	130	244

4831

Expanding mandrel d50+63

- Description: to 4831.000
- Material: aluminium

Aufweitdorn d50+63

- Beschreibung: zu 4831.000
- Werkstoff: Aluminium

d (mm)	JRG Code	GF Code	SP	Weight (kg)	d1 (mm)	d2 (mm)	l (mm)	l1 (mm)
50	**4831.350**	**351 650 108**	1	0.100	40	52	40	11
63	**4831.363**	**351 663 108**	1	0.200	52	65	37	11

4831

Clamp unit complete d50+63

- Description: to 4831.000
- Material: aluminium, steel

Spanneinheit komplett d50+63

- Beschreibung: zu 4831.000
- Werkstoff: Aluminium, Stahl

d (mm)	JRG Code	GF Code	SP	Weight (kg)	b (mm)	h (mm)	l (mm)
50	**4831.050**	**351 650 131**	1	2.930	243	160	87
63	**4831.063**	**351 663 131**	1	2.200	243	160	87

4832

Ratchet torque wrench d16-40

- Material: aluminium, steel

Ratschen-Drehmomentschlüssel d16-40

- Werkstoff: Aluminium, Stahl

d (mm)	JRG Code	GF Code	SP	Weight (kg)	b (mm)	l (mm)
16	**4832.016**	**351 616 220**	1	0.135	34	157
20	**4832.020**	**351 620 220**	1	0.100	41	174
26	**4832.026**	**351 626 009**	1	0.350	51	224
32	**4832.032**	**351 632 009**	1	0.450	61	271
40	**4832.040**	**351 640 009**	1	0.660	76	326

4832

Ratchet torque wrench d50+63

- Material: aluminium, steel

Ratschen-Drehmomentschlüssel d50+63

- Werkstoff: Aluminium, Stahl

d (mm)	JRG Code	GF Code	SP	Weight (kg)	b (mm)	l (mm)
50	**4832.050**	**351 650 009**	1	0.500	102	379
63	**4832.063**	**351 663 009**	1	0.850	130	442

4834

Counter key d16-40

- Material: steel

Konterschlüssel d16-40

- Werkstoff: Stahl

d (mm)	JRG Code	GF Code	SP	Weight (kg)	b (mm)	l (mm)
16	**4834.016**	**351 616 010**	1	0.050	27	157
20	**4834.020**	**351 620 010**	1	0.100	33	174
26	**4834.026**	**351 626 010**	1	0.200	42	224
32	**4834.032**	**351 632 010**	1	0.300	52	271
40	**4834.040**	**351 640 010**	1	0.550	65	326

4834

Counter key d50+63

- Material: aluminium

Konterschlüssel d50+63

- Werkstoff: Aluminium

d (mm)	JRG Code	GF Code	SP	Weight (kg)	b (mm)	l (mm)
50	**4834.050**	**351 650 210**	1	0.300	102	405
63	**4834.063**	**351 663 210**	1	0.500	127	453

4836

Pipe cutter d16-40

- Material: aluminium
- Consisting of: cutting wheel (355578110)

Rohrabschneider d16-40

- Werkstoff: Aluminium
- Bestehend aus: Schneidrad (355578110)

d (mm)	JRG Code	GF Code	SP	Weight (kg)	l (mm)
16 - 40	**4836.000**	**351 600 310**	1	0.640	251

4836

Pipe cutter d50+63

- Material: aluminium, steel
- Consisting of: cutting wheel (351650851)

Rohrabschneider d50+63

- Werkstoff: Aluminium, Stahl
- Bestehend aus: Schneidrad (351650851)

d (mm)	JRG Code	GF Code	SP	Weight (kg)	l (mm)
50 - 63	**4836.050**	**351 650 852**	1	0.950	240

4837

Multi-purpose cutter d16+20

- Material: plastic

Kombischere d16+20

- Werkstoff: Kunststoff

d (mm)	JRG Code	GF Code	SP	Weight (kg)	b (mm)	l (mm)
16 - 20	**4837.000**	**355 632 425**	1	0.150	45	200

4838

Marking pen, yellow

Markierstift, gelb

Color	JRG Code	GF Code	SP	Weight (kg)
yellow	**4838.000**	**351 600 027**	5	0.008

4828

Fitter's toolkit empty d16-40

- Description: to 4815
- Material: plastic

Montagekoffer leer d16-40

- Beschreibung: zu 4815
- Werkstoff: Kunststoff

d (mm)	JRG Code	GF Code	SP	Weight (kg)	b (mm)	b1 (mm)	l (mm)
16 - 40	**4828.001**	**351 600 002**	1	4.100	423	170	574

4851

Bending toolkit d26-40

- Material: plastic, chromed
- Consisting of: 4583.000 hydraulic cylinder, 4854.000 baseplate, 4855.026/.032/.040 bending templates, bending rolls d26-40, 4838.000 marking pen yellow, plug-in bending scale, adapter nippel for bending templates

Biegewerkzeugkoffer d26-40

- Werkstoff: Kunststoff, verchromt
- Bestehend aus: **4583.000** Hydraulik Zylinder, **4854.000** Grundplatte, **4855.026/.032/.040** Biegeschablonen, Biegerollen d26-40, **4838.000** gelber Markierstift, Aufsteck-Biege-Skala, Adapter Nippel für Biegeschablonen

d (mm)	JRG Code	GF Code	SP	Weight (kg)	l (mm)	b (mm)	h (mm)
26 - 40	**4851.050**	**351 600 004**	1	15.880	665	250	562

4851

Bending toolkit d50+63

- Material: plastic, chromed
- Consisting of: 4854.050 bending templates d50, 4854.063 bending templates d63, bending rolls d50+63

Biegewerkzeugkoffer d50+63

- Werkstoff: Kunststoff, verchromt
- Bestehend aus: **4854.050** Biegeschablone d50, **4854.063** Biegeschablone d63, Biegerollen d50+63

d (mm)	JRG Code	GF Code	SP	Weight (kg)	l (mm)	b (mm)	h (mm)
50 + 63	**4851.100**	**352 920 372**	1	7.800	665	250	562

4853



Hydraulic cylinder

- Material: aluminium
- With scale to adjust bending angle
- Suitable to: 4854.000 base plate, 4855 bending templates d26-63

Hydraulik Zylinder

- Werkstoff: Aluminium
- Mit Skala zur Anpassung des Biegewinkels
- Passend zu: 4854.000 Grundplatte, 4855 Biegeschablonen d26-63

d (mm)	JRG Code	GF Code	Weight (kg)	b (mm)	b1 (mm)	l (mm)
26 - 63	**4853.000**	**352 920 811**	4.130	130	100	360

4854

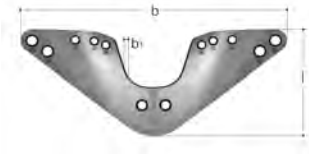

Base plate d26-63

- Material: aluminium

Grundplatte d26-63

- Werkstoff: Aluminium

d (mm)	JRG Code	GF Code	SP	Weight (kg)	b (mm)	b1 (mm)	l (mm)
26 - 63	**4854.000**	**352 920 911**	1	5.000	628	30	273

4855

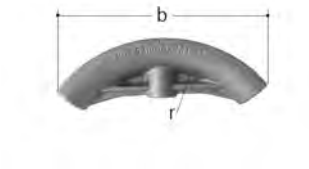

Bending template

- Material: aluminium
- Suitable to: 4810 hydraulic unit, 4852 / 4853 bending tools

Biegeschablone

- Werkstoff: Aluminium
- Passend zu: 4810 Hydraulik Element, 4852 / 4853 Biegewerkzeuge

d (mm)	JRG Code	GF Code	SP	Weight (kg)	b (mm)	r (mm)
16	**4855.016**	**351 616 911**	1	0.100	90	48
20	**4855.020**	**351 620 911**	1	0.100	112	60
26	**4855.026**	**351 626 911**	1	0.165	146	78
32	**4855.032**	**351 632 911**	1	0.260	180	96
40	**4855.040**	**351 640 911**	1	0.400	225	120
50	**4855.050**	**352 950 911**	1	0.990	332	175
63	**4855.063**	**352 963 911**	1	1.310	364	189

4858

Bending toolkit empty

- Suitable to: 4851
- Material: plastic

Biegewerkzeugkoffer leer

- Passend zu: 4850.000
- Werkstoff: Kunststoff

d (mm)	JRG Code	GF Code	SP	Weight (kg)	b (mm)	b1 (mm)	l (mm)
16 - 40	**4858.001**	**351 600 011**	1	2.200	345	110	520

Trolley

- Description: to JRG Sanipex MT tools

Trolley

- Beschreibung: zu JRG Sanipex MT Werkzeuge

JRG Code	GF Code	SP	Weight (kg)
4859.000	**351 600 100**	2	1.650

Table of contents

Pipes	322
Valves	327
System Adapters	336
Pipe Outlets	344
Electro Fusion Jointing	352
Socket Fusion Jointing	367
Butt Fusion	375
Compression Jointing	376
INSTAFLEX BIG	388
Machines and Tools	390
Seminar- and Training Documents	400
INSTAFLEX / iFIT Accessories	402



INSTAFLEX

Technical Data

Materials
Polybutene, Brass

Dimension range
d16 – d315

Jointing technology
Electrofusion, socket fusion, butt fusion, compression joint

Operating pressure
to 16 bar

Operating temperature
-10°C to +95°C

Technische Daten

Werkstoffe
Polybutylen, Messing

Dimensionsbereich
d16 – d315

Verbindungstechnologie
Elektroschweissen, Muffenschweissen, Stumpfschweissen, Klemmen

Betriebsdruck
bis 16 bar

Betriebstemperatur
-10°C bis +95°C

Advantages

- Noise-insulating
- Full flow design
- Elasticity to follow building shape
- Cost-effective prefabricated solutions
- One system from point of entry to tap

Vorteile

- Schallhemmend
- Freier Fliessquerschnitt
- Folgt dank seiner Elastizität der Gebäudeform
- Kostengünstig dank Vorfertigung
- Ein System von der Hauseinführung bis zur Zapfstelle

Pipes
Rohre

3714

PB pipe - bars
INSTAFLEX

Packed in cardboard boxes / PN 16
- Mono-layer pipe
- Material: PB
- SDR: 11
- Operation pressure: 16 bars

PB-Rohr in Stangen

Verpackt im Karton / PN 16
- Mono-layer pipe
- Werkstoff: PB
- SDR: 11
- Betriebsdruck: 16 bar

d (mm)	s (mm)	Code	SP	Weight (kg)	Length (m)
16	2.2	**760 856 606**	52	0.097	5.8
20	2.8	**760 856 607**	52	0.151	5.8
25	2.3	**760 856 608**	58	0.165	5.8
32	2.9	**760 856 609**	23	0.270	5.8
40	3.7	**760 856 610**	17	0.416	5.8
50	4.6	**760 856 611**	17	0.645	5.8
63	5.8	**760 856 612**	6	1.020	5.8
75	6.8	**760 856 613**	6	1.440	5.8
90	8.2	**760 856 614**	6	2.060	5.8
110	10.0	**760 856 615**	6	3.050	5.8
125	11.4	**761 065 326**	6	3.950	5.8
160	14.6	**761 065 327**	6	6.460	5.8
225	20.5	**761 065 328**	6	12.700	5.8
315	28.6	**761 065 324**	3	17.800	3.0

3710

PB pipe (coiled)

Packed in cardboard boxes
Packed in protective wrap

PB-Rohr im Ringbund

Verpackt im Karton
Verpackt in Folie

d (mm)	s (mm)	Length (m)	Code	SP	Weight (kg/m)
16	2.2	60	**760 853 389**	60	0.100
16	2.2	102	**760 853 395**	102	0.150
16	2.2	400	**760 856 624**	400	0.100
20	2.8	60	**760 853 390**	60	0.150
20	2.8	102	**760 853 397**	102	0.150
20	2.8	400	**760 853 398**	400	0.150
25	2.3	30	**760 854 946**	30	0.165

3700

PB pipe in protective pipe (coiled)

Packed in cardboard boxes

PB-Rohr mit Schutzrohr im Ringbund

Verpackt im Karton

d (mm)	s (mm)	Length (m)	Code	SP	Weight (kg)	D (mm)
16	2.2	60	**760 853 387**	60	0.162	25
20	2.8	60	**760 853 388**	60	0.235	30
25	2.3	30	**760 854 910**	30	0.284	34

3720

Protective pipe PE - coiled

Packed in cardboard boxes

PE-Schutzrohr im Ringbund

Verpackt im Karton

d (mm)	Colors	Length (m)	Code	SP	Weight (kg)	D (mm)
16	black	60	**760 853 393**	60	0.062	25
20	black	60	**760 853 394**	60	0.085	30

Accessories / Pipe Support
Zubehör / Tragschalen

3890

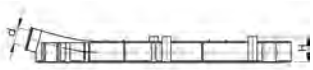

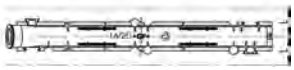

Pipe transfer piece d16 / d20

Schalungskasten d16/d20

d (mm)	Code	SP	Weight (kg)	L (mm)	H (mm)
16 - 20	**760 853 299**	30	0.116	45	40

3891

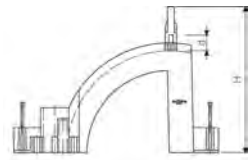

Pipe transfer bend d16 / d20

Schalungsdurchführung d16/d20

d (mm)	Code	SP	Weight (kg)	L1 (mm)	H (mm)
16 - 20	**760 853 300**	18	0.113	45	180

3892

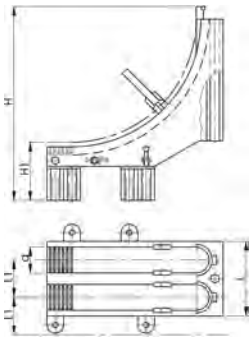

Pipe support, double

- Material: plastic

Rohrstütze d16/d20

- Werkstoff: Kunststoff

d (mm)	Code	SP	Weight (kg)	L (mm)	L1 (mm)	H (mm)	H1 (mm)
16 - 20	**760 853 399**	12	0.269	90	45	235	70

3921

iFIT / INSTAFLEX Cap long blue for protective pipe

Tülle für Schutzrohr

d (mm)	Colors	Code	SP	Weight (kg)	D (mm)	L (mm)
16	red	**762 101 234**	10	0.006	25	70
16	blue	**762 101 235**	10	0.005	25	70
20	red	**762 101 236**	10	0.006	30	70
20	blue	**762 101 237**	10	0.005	30	70
20	red	**760 854 988**	10	0.005	30	70
20	blue	**760 854 989**	10	0.006	30	70

3931

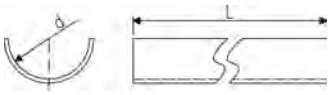

Clip pipe support tray

Tragschale in 3 m-Längen

d (mm)	Code	SP	Weight (kg)	L (mm)
16	**760 856 602**	30	0.550	3000
20	**760 856 603**	30	0.680	3000
25	**760 856 604**	30	0.844	3000
32	**760 856 605**	30	1.073	3000

3929

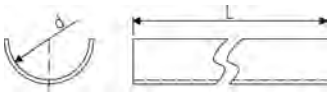

Pipe support tray

For diameter over d90 no pipe support is required

Tragschale

Für Durchmesser über d90 werden keine Tragschalen benötigt

d (mm)	Code	SP	Weight (kg)	L (mm)
40	**760 854 928**	30	1.335	3000
50	**760 854 929**	30	1.662	3000
63	**760 854 930**	30	0.570	3000
75	**760 854 985**	30	2.480	3000

3930

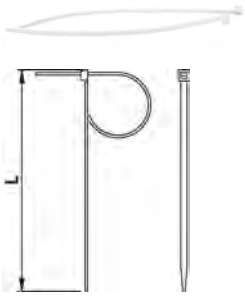

Pipe binder

Rohrbinder

d-d (mm)	Code	SP	Weight (kg)	L (mm)
16 - 40	**760 853 283**	100	0.000	200
50 - 75	**760 853 284**	100	0.001	300
90 - 110	**760 854 984**	100	0.003	430

3949

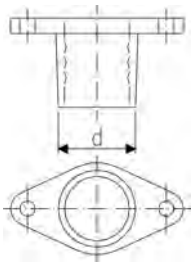

Coupling for protective pipe

For pipe transfer piece 3891
From the INSTAFLEX range
* available as long as stock exist

Schutzrohr-Stutzen

Zu Schalungsdurchführung 3891
Aus dem INSTAFLEX Sortiment
* lieferbar so lange Vorrat

	d (mm)	Code	SP	Weight (kg)
*	16	**760 853 316**	9	0.009
*	20	**760 853 753**	9	0.010

Fawa pipe support

Fawa-Rohrstütze

d (mm)	Code	SP	Weight (kg)
16 - 20	**760 853 278**	50	0.102

3920

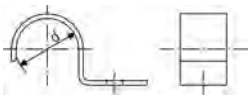

Single Pipe clip, metal

d / outside protective pipe

Rohrbride einfach, Metall

d / Aussendurchmesser vom Schutzrohr

d (mm)	d1 (mm)	Code	SP	Weight (kg)
25	16	**760 853 254**	50	0.025
30	20	**760 853 567**	50	0.029
35	25	**760 854 951**	50	0.029

3913

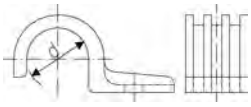

Single Pipe clip - plastic

d / outside protective pipe

Rohrbride einfach, Kunststoff

d / Aussendurchmesser vom Schutzrohr

d (mm)	d1 (mm)	Code	SP	Weight (kg)
25	16	**760 853 627**	50	0.007

3915

Dual Pipe clip

- Material: steel, galvanized

Rohrbride doppelt, Metall

- Werkstoff: Stahl, verzinkt

d (mm)	d1 (mm)	Code	SP	Weight (kg)
25	16	**760 853 628**	50	0.047

5091

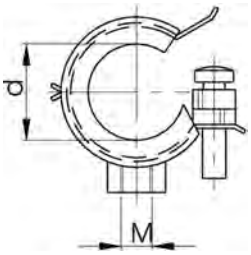

Pipe clamp

Rohrschelle mit Gummieinlage

d (mm)	Code	SP	Weight (kg)	M (mm)
16	**761 066 296**	50	0.039	8
20	**761 066 297**	50	0.045	8
25	**761 066 298**	50	0.053	8
32	**761 066 299**	50	0.046	8
40	**761 066 300**	50	0.071	8
50	**761 066 301**	50	0.087	8
63	**761 066 302**	50	0.134	8
75	**761 066 303**	50	0.135	8
90	**761 066 304**	10	0.156	10
110	**761 066 305**	25	0.228	10

Valves
Armaturen

PB Valves
PB-Armaturen

6211

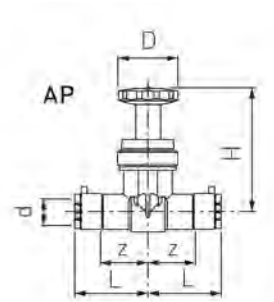

Valve BTV 2 HWS

- Material: PB, brass, gunmetal
- Brass: UBA conform
- Gasket: EPDM, approved for potable hot and cold water
- Electro fusion quality for portable water

Ventil BTV 2 HWS

- Werkstoff: PB, Messing, Rotguss
- Messing: UBA konform
- Dichtung: EPDM, zugelassen für trinkbares Warm- und Kaltwasser
- Elektroschweißen für Wasseranwendungen

d (mm)	DN (mm)	Code	SP	Weight (kg)	D (mm)	L (mm)	H (mm)	z (mm)
20	15	**761 069 647**	1	0.425	55	86	112	47
25	20	**761 069 648**	1	0.427	55	89	112	47
32	25	**761 069 649**	1	0.470	55	94	112	52
40	32	**761 069 650**	1	1.237	90	112	165	65
50	40	**761 069 651**	1	1.369	90	120	165	71
63	50	**761 069 652**	1	1.851	90	141	165	90

6208

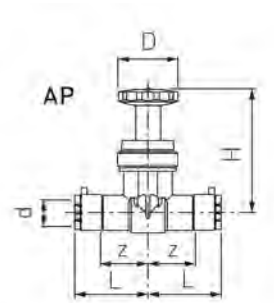

Valve BTV 2 HWS - spigot G 1/4"

- Material: PB, brass, gunmetal
- Brass: UBA conform
- Gasket: EPDM, approved for potable hot and cold water
- Electro fusion quality for portable water

Ventil BTV 2 HWS - Rohrstutzen G 1/4"

- Werkstoff: PB, Messing, Rotguss
- Messing: UBA konform
- Dichtung: EPDM, zugelassen für trinkbares Warm- und Kaltwasser
- Elektroschweißen für Wasseranwendungen

d (mm)	DN (mm)	Code	SP	Weight (kg)	H (mm)	L (mm)	z (mm)	D (mm)
20	15	**761 069 653**	1	0.489	112	86	47	55
25	20	**761 069 654**	1	0.494	112	89	47	55
32	25	**761 069 655**	1	0.520	112	94	52	55
40	32	**761 069 656**	1	1.298	165	112	65	90
50	40	**761 069 657**	1	1.431	165	120	71	90
63	50	**761 069 658**	1	1.754	165	141	90	90

6212

UPV BTV 2 HWS

- Material: PB, brass, gunmetal
- Brass: UBA conform
- Gasket: EPDM, approved for potable hot and cold water
- Electro fusion quality for portable water

Unterputzventil BTV 2 HWS

- Werkstoff: PB, Messing, Rotguss
- Messing: UBA konform
- Dichtung: EPDM, zugelassen für trinkbares Warm- und Kaltwasser
- Elektroschweißen für Wasseranwendungen

d (mm)	DN (mm)	Code	SP	Weight (kg)	H (mm)	L (mm)	z (mm)	D (mm)
20	15	**761 069 659**	1	0.607	330	86	47	55
25	20	**761 069 660**	1	0.609	330	89	47	55
32	25	**761 069 661**	1	0.652	330	94	52	55

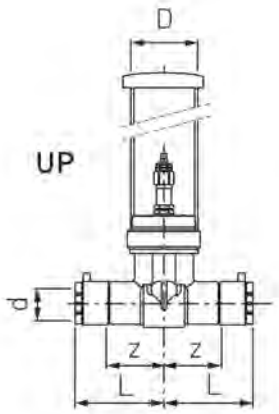

5070

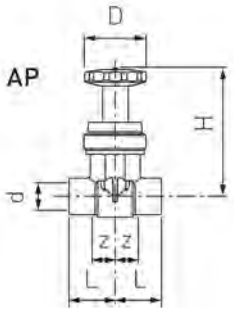

Valve BTV 2 HMS - without drain

- Material: PB, brass, gunmetal
- Brass: UBA conform
- Gasket: EPDM, approved for potable hot and cold water
- Electro fusion quality for portable water

Ventil BTV 2 - Muffenschweissen ohne Entleerung

- Werkstoff: PB, Messing, Rotguss
- Messing: UBA konform
- Dichtung: EPDM, zugelassen für trinkbares Warm- und Kaltwasser
- Elektroschweißen für Wasseranwendungen

d (mm)	Code	SP	Weight (kg)	D (mm)	L (mm)	H (mm)	z (mm)	Value (Zeta)	kv-100-value (Δp=1 bar) (l/min)
20	**761 070 304**	1	0.379	55	40	112	25	0.4	421
25	**761 070 305**	1	0.370	55	40	112	22	0.4	421
32	**761 070 306**	1	0.387	55	43	112	23	0.4	421
40	**761 070 307**	1	1.099	90	55	165	33	0.3	1291
50	**761 070 308**	1	1.151	90	60	165	35	0.3	1291
63	**761 070 309**	1	1.492	90	75	165	47	0.3	1291

5073

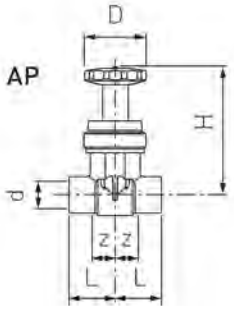

Valve BTV 2 HMS - with spigot G 1/4" INSTAFLEX

Gasket: EPDM, quality for potable water
- Socketfusion valve without drain valve ¼"
- Material: PB, brass, gunmetal
- Approvals: hot- and cold water approved
- Operation pressure: 16 bars
- Brass: low lead content

Ventil BTV 2 HMS - Muffenschweissen mit Entleerung G 1/4"

Dichtung: EPDM Trinkwasserqualität
- Muffenfusionsventil ohne Ablassventil ¼"
- Werkstoff: PB, Messing, Rotguss
- Zulassungen: Warm- und Kaltwasser zugelassen
- Betriebsdruck: 16 bar
- Messing: UBA konform

d (mm)	Code	SP	Weight (kg)	D (mm)	L (mm)	H (mm)	z (mm)	Value (Zeta)	kv-100-value (Δp=1 bar) (l/min)
20	**761 070 310**	1	0.443	55	40	112	25	0.4	421
25	**761 070 311**	1	0.434	55	40	112	22	0.4	421
32	**761 070 312**	1	0.434	55	43	112	23	0.4	421
40	**761 070 313**	1	1.161	90	55	165	33	0.3	1291
50	**761 070 314**	1	1.213	90	60	165	35	0.3	1291
63	**761 070 315**	1	1.394	90	75	165	47	0.3	1291

5075

UPV BTV 2 HMS

- Material: PB, brass, gunmetal
- Brass: UBA conform
- Gasket: EPDM, approved for potable hot and cold water
- Electro fusion quality for portable water

Unterputzventil BTV 2 HMS

- Werkstoff: PB, Messing, Rotguss
- Messing: UBA konform
- Dichtung: EPDM, zugelassen für trinkbares Warm- und Kaltwasser
- Elektroschweißen für Wasseranwendungen

d (mm)	DN (mm)	Code	SP	Weight (kg)	D (mm)	L (mm)	H (mm)	z (mm)
20	15	**761 070 316**	1	0.561	55	40	370	25
25	20	**761 070 317**	1	0.552	55	40	370	22
32	25	**761 070 318**	1	0.569	55	43	370	23

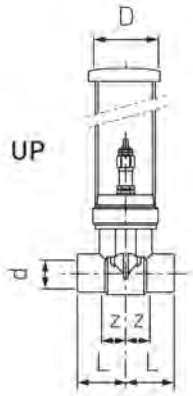

Spare Parts - Retofit Top
Ersatzteile - Ersatzoberteile

3420

Retrofit top d20/d25

Suitable to repair the old version of the INSTAFLEX system valve and the new BTV 2
For additional information please see the installation manual for BTV 2 (760 809 086)

Ersatzoberteil d20/d25

Ersatzteil für die alten INSTAFLEX Ventile und die neuen BTV 2 Ventile
Für weitere Informationen siehe Installationsanleitung für BTV 2 (760 809 086)

d (mm)	Code	SP	Weight (kg)
20 / 25	**761 066 896**	1	0.225

3420

Retrofit top d32
INSTAFLEX
Spare part for code no. 761069650 / 761069655 / 761070306 / 761070312

Suitable to repair the old version of the INSTAFLEX system valve and the new BTV 2
For additional information please see the installation manual for BTV 2 (760 809 086)

Ersatzoberteil d32

Ersatzteil für die alten INSTAFLEX Ventile und die neuen BTV 2 Ventile
Für weitere Informationen siehe Installationsanleitung für BTV 2 (760 809 086)

d (mm)	Code	SP	Weight (kg)
32	**761 066 897**	1	0.227

3420

Retrofit top d40/d50/d63

Suitable to repair the old version of the INSTAFLEX system valve and the new BTV 2
For additional information please see the installation manual for BTV 2 (760 809 086)

Ersatzoberteil d40/d50/d63

Ersatzteil für die alten INSTAFLEX Ventile und die neuen BTV 2 Ventile
Für weitere Informationen siehe Installationsanleitung für BTV 2 (760 809 086)

d (mm)	Code	SP	Weight (kg)
40 / 50 / 63	**761 065 303**	1	0.878

3420

Retrofit top UPV d20/d25

Suitable to repair the old version of the INSTAFLEX system valve and the new BTV 2
For additional information please see the installation manual for BTV 2 (760 809 086)

Ersatzoberteil UPV d20/d25

Ersatzteil für die alten INSTAFLEX Ventile und die neuen BTV 2 Ventile
Für weitere Informationen siehe Installationsanleitung für BTV 2 (760 809 086)

d (mm)	Code	SP	Weight (kg)
20 / 25	**761 066 898**	1	0.263

3420

Retrofit top UPV d32

Suitable to repair the old version of the INSTAFLEX system valve and the new BTV 2
For additional information please see the installation manual for BTV 2 (760 809 086)

Ersatzoberteil UPV d32

Ersatzteil für die alten INSTAFLEX Ventile und die neuen BTV 2 Ventile
Für weitere Informationen siehe Installationsanleitung für BTV 2 (760 809 086)

d (mm)	Code	SP	Weight (kg)
32	**761 066 899**	1	0.264

5074

Drain valve and plug

Entleerventil mit Stopfen G 1/4"

G (inch)	Code	SP	Weight (kg)
¼	**761 066 328**	1	0.046

Ball Valves
Kugelhähne

5083

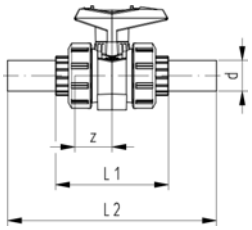

Ball valve type 546 PVC-C / PB-Spigots

Working temperture max. +70°C
* on request

Kugelhahn Typ 546 PVC-C / PB-Stutzen

Max. Einsatztemperatur +70°C
* auf Anfrage

	d (mm)	DN (mm)	PN (bar)	EPDM Code	SP	Weight (kg)	L1 (mm)	L2 (mm)	z (mm)
*	20	15	16	**761 066 343**	1	0.178	95	190	33
*	25	20	16	**761 066 344**	1	0.271	108	208	38
*	32	25	16	**761 066 345**	1	0.386	118	218	39
*	40	32	16	**761 066 346**	1	0.676	137	250	47
*	50	40	16	**761 066 347**	1	0.988	147	263	49
*	63	50	16	**761 066 348**	1	1.642	168	288	46

5089

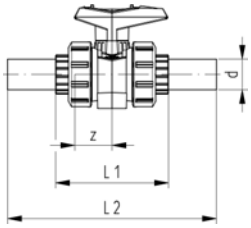

Ball valve type 546 PP / PB-Spigots

Applicable for compressed air till 10 bar
Working temperture max. +70°C
* on request

Kugelhahn Typ 546 PP / PB-Stutzen

Auch für Druckluftanwendungen bis 10 bar geeignet
Max. Einsatztemperatur +70°C
* auf Anfrage

	d (mm)	DN (mm)	PN (bar)	EPDM Code	SP	Weight (kg)	L1 (mm)	L2 (mm)	z (mm)
*	20	15	10	**760 000 343**	1	0.141	95	190	33
*	25	20	10	**760 000 344**	1	0.203	108	208	38
*	32	25	10	**760 000 345**	1	0.298	118	218	39
*	40	32	10	**760 000 346**	1	0.512	137	250	47
*	50	40	10	**760 000 347**	1	0.715	147	263	49
*	63	50	10	**760 000 348**	1	1.293	168	288	46

Ball valve typ 346 with PB-Flange adapter

Material: PP-H/EPDM

Kugelhahn Typ 346 mit PB-Bundbuchse

Material: PP-H/EPDM

d (mm)	DN (mm)	PN (bar)	EPDM Code	SP	Weight (kg)	D (mm)	L (mm)	L1 (mm)	L2 (mm)	H (mm)	z (mm)	kv-value (Δp=1 bar) (l/min)
20	15	10	**760 000 091**	1	0.150	46	101	78	62	50	73	185
25	20	10	**760 000 092**	1	0.250	56	9	92	74	60	87	350
32	25	10	**760 000 093**	1	0.360	67	130	100	78	70	94	700
40	32	10	**760 000 094**	1	0.600	82	149	110	88	80	109	1000
50	40	10	**760 000 095**	1	0.930	98	162	120	94	92	116	1600
63	50	10	**760 000 096**	1	1.700	121	195	145	113	109	141	3100

DN10/15 - 50

Ball valve typ 346 with PB-Flange adapter

PVC-C/EPDM
For portable water installations, not DVGW approved

Kugelhahn Typ 346 mit PB-Bundbuchse

PVC-C/EPDM
Für Wasserinstallationen, keine SVGW Zulassung

d (mm)	DN (mm)	Inch (inch)	PN (bar)	EPDM Code	SP	Weight (kg)
20	15	1/2	16	**761 066 946**	1	0.150
25	20	3/4	16	**761 066 947**	1	0.250
32	25	1	16	**761 066 948**	1	0.360
40	32	11/4	16	**761 066 949**	0	0.600
50	40	11/2	16	**761 066 950**	1	0.930
63	50	2	16	**761 066 951**	1	1.700

table continued on the next page

d (mm)	D (mm)	L (mm)	L1 (mm)	L2 (mm)	H (mm)	z (mm)	kv-value (Δp=1 bar) (l/min)
20	45	102	78	63	50	71	185
25	56	120	92	75	60	82	350
32	67	131	100	79	70	87	700
40	82	150	110	89	80	98	1000
50	98	163	120	95	92	101	1600
63	120	197	6	115	110	121	3100

5082

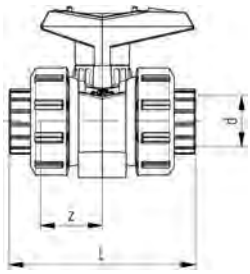

Ball valve type 546 PVC-C - PB-flange adaptor - socket fusion

For portable water installations, not DVGW approved

Kugelhahn Typ 546 PVC-C / PB-Bundbuchsen

Für Wasserinstallationen, keine SVGW Zulassung

d (mm)	DN (mm)	PN (bar)	EPDM Code	SP	Weight (kg)	L (mm)	z (mm)
20	15	16	**761 066 337**	1	0.160	95	33
25	20	16	**761 066 338**	1	0.243	108	38
32	25	16	**761 066 339**	1	0.349	118	39
40	32	16	**761 066 340**	1	0.614	137	47
50	40	16	**761 066 341**	1	0.838	147	49
63	50	16	**761 066 342**	1	1.546	168	46

5088

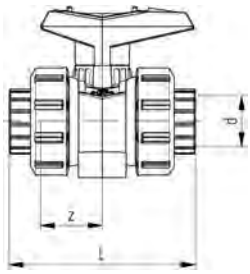

Ball valve type 546 PP - PB-flange adaptor - socket fusion

For portable water installations, not DVGW approved

Kugelhahn Typ 546 PP / PB-Bundbuchsen

Für Wasserinstallationen, keine SVGW Zulassung

d (mm)	DN (mm)	PN (bar)	EPDM Code	SP	Weight (kg)	L (mm)	z (mm)
20	15	16	**760 000 337**	1	0.119	95	33
25	20	16	**760 000 338**	1	0.182	108	38
32	25	16	**760 000 339**	1	0.255	118	39
40	32	16	**760 000 340**	1	0.446	137	47
50	40	16	**760 000 341**	1	0.609	147	49
63	50	16	**760 000 342**	1	1.118	168	46

6213

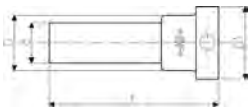

PB Flange adaptor flat with spigot

Suitable to ball valve 546
on request

PB Bundbuchse flach mit Stutzen

Suitable to ball valve 546
auf Anfrage

d (mm)	Code	SP	Weight (kg)	D (mm)	D1 (mm)	h (mm)
20	**761 069 627**	1	0.008	27	34	66
25	**761 069 628**	1	0.025	33	41	71
32	**761 069 629**	1	0.039	41	50	74
40	**761 069 630**	1	0.027	50	61	82
50	**761 069 631**	1	0.094	61	73	87
63	**761 069 632**	1	0.074	76	90	94

Additional Components
Zusätzliche Komponenten

PB socket fusion adapter for standard union

Insert for socket fusion fittings with a pre-assembled messing ring for an optimal force distribution
Suitable for all common metric plastic unions
* on request

PB Muffenschweissübergang für Standardverschraubungen

Muffenschweiss-Einlegeteil mit vormontiertem Messing-Ring zur optimalen Kraftverteilung
Verwendbar für alle metrischen Kunststoffübergänge
* auf Anfrage

	d (mm)	DN (mm)	Code
*	20	15	**761 066 031**
*	25	20	**761 066 032**
*	32	25	**761 066 033**
*	40	32	**761 066 034**
*	50	40	**761 066 035**
*	63	50	**761 066 036**

5096

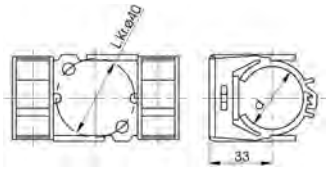

Valve bracket for valve PB without drain

For GIS or wall mounting

Ventilhalter für PB-Ventile ohne Entleerung

Für GIS- oder Schachtmontage

d-d (mm)	Code	SP	Weight (kg)
20 - 25	**761 066 325**	1	0.150

System Adapters
System Adapter

Adapters
Adapter

6214

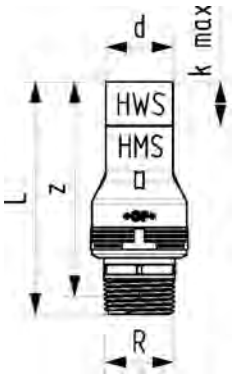

Adapter - male thread INSTAFLEX
Socketfusion adapter

Socket fusion transition to male thread
Thread in DZR brass, UBA (Umwelt Bundesamt, Germany) conform
EPDM sealing hot and cold water approved

Übergang - Aussengewinde

Muffenschweiss-Übergang mit Aussengewinde
Gewinde mit UBA konformem Messing (Umwelt Bundesamt, Deutschland)
EPDM-Dichtung zugelassen für Warm- und Kaltwasser

d (mm)	R (inch)	Code	SP	Weight (kg)	L (mm)	z (mm)	k max. (mm)
16	½	**761 069 666**	1	0.083	96	83	22
20	½	**761 069 667**	1	0.106	99	86	24
20	¾	**761 069 668**	1	0.120	101	86	24
25	¾	**761 069 669**	1	0.146	104	89	23
25	1	**761 069 670**	1	0.161	107	90	23
32	1	**761 069 671**	1	0.239	111	94	21
40	1 ¼	**761 069 672**	1	0.389	133	114	24
50	1 ½	**761 069 673**	1	0.489	138	119	22
63	2	**761 069 674**	1	0.808	156	132	21

6215

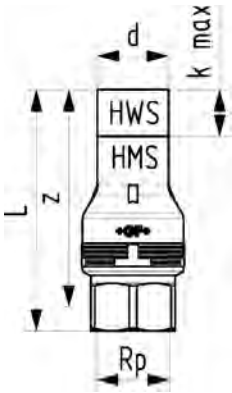

Adapter - female thread

Socket fusion transition to female thread
Thread in DZR brass, UBA (Umwelt Bundesamt, Germany) conform
EPDM sealing hot and cold water approved

Übergang - Innengewinde

Muffenschweiss-Übergang mit Innengewinde
Gewinde mit UBA konformem Messing (Umwelt Bundesamt, Deutschland)
EPDM-Dichtung zugelassen für Warm- und Kaltwasser

d (mm)	Rp (inch)	Code	SP	Weight (kg)	L (mm)	z (mm)	k max. (mm)
16	½	**761 069 675**	1	0.091	97	84	22
20	½	**761 069 676**	1	0.104	100	87	23
20	¾	**761 069 677**	1	0.132	100	85	23
25	¾	**761 069 678**	1	0.151	104	89	23
25	1	**761 069 679**	1	0.189	108	91	23
32	1	**761 069 680**	1	0.184	109	92	21
40	1 ¼	**761 069 681**	1	0.408	130	111	24
50	1 ½	**761 069 682**	1	0.564	135	116	22
63	2	**761 069 683**	1	0.789	148	124	21

6215

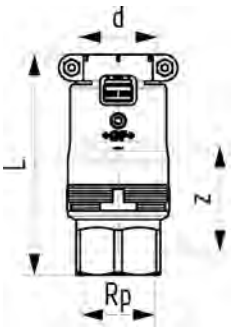

Adapter - female thread

Electro fusion transition to female thread
Thread in DZR brass, UBA (Umwelt Bundesamt, Germany) conform
EPDM sealing hot and cold water approved

Übergang - Innengewinde

Elektroschweiss-Übergang mit Innengewinde
Gewinde mit UBA konformem Messing (Umwelt Bundesamt, Deutschland)
EPDM-Dichtung zugelassen für Warm- und Kaltwasser

d (mm)	Rp (inch)	Code	SP	Weight (kg)	L (mm)	z (mm)
16	½	**761 069 702**	1	0.102	88	35
20	½	**761 069 703**	1	0.112	91	37
20	¾	**761 069 704**	1	0.137	91	35
25	¾	**761 069 705**	1	0.172	95	37
25	1	**761 069 706**	1	0.202	100	39
32	1	**761 069 707**	1	0.235	100	39
40	1 ¼	**761 069 708**	1	0.424	119	51
50	1 ½	**761 069 709**	1	0.591	124	56
63	2	**761 069 710**	1	0.836	142	65

6214

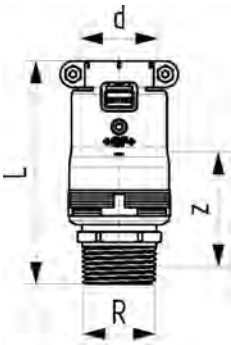

Adapter - male thread

Electro fusion transition to male thread
Thread in DZR brass, UBA (Umwelt Bundesamt, Germany) conform
EPDM sealing hot and cold water approved

Übergang - Aussengewinde

Elektroschweiss-Übergang mit Aussengewinde
Gewinde mit UBA konformem Messing (Umwelt Bundesamt, Deutschland)
EPDM-Dichtung zugelassen für Warm- und Kaltwasser

d (mm)	R (inch)	Code	SP	Weight (kg)	L (mm)	z (mm)
16	½	**761 069 711**	1	0.093	87	36
20	½	**761 069 712**	1	0.120	90	37
20	¾	**761 069 713**	1	0.125	92	38
25	¾	**761 069 714**	1	0.172	96	39
25	1	**761 069 715**	1	0.175	98	39
32	1	**761 069 716**	1	0.254	102	43
40	1 ¼	**761 069 717**	1	0.405	122	56
50	1 ½	**761 069 718**	1	0.526	127	61
63	2	**761 069 719**	1	0.855	150	76

6216

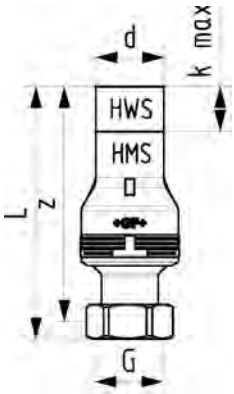

Adapter loose union nut - flat seal

Socket fusion transition to loose nut adapter concering
Thread in DZR brass, UBA (Umwelt Bundesamt, Germany) conform
EPDM sealing hot and cold water approved
Incl. flat seal EPDM

Übergang mit loser Mutter - flachdichtend

Muffenschweiss-Übergang mit loser Mutter und Zentrierung
Gewinde mit UBA konformem Messing (Umwelt Bundesamt, Deutschland)
EPDM-Dichtung zugelassen für Warm- und Kaltwasser
Mit EPDM-Flachdichtung

	d (mm)	G (inch)	Code	SP	Weight (kg)	L (mm)	z (mm)	k max. (mm)	L min. SF (mm)
	16	¾	**761 069 684**	1	0.715	100	93	22	17
	20	¾	**761 069 685**	1	0.158	102	94	24	16
	20	1	**761 069 686**	1	0.171	107	98	24	16
	25	¾	**761 069 687**	1	0.171	108	101	23	20
	25	1	**761 069 688**	1	0.211	110	102	23	20
	25	1 ¼	**761 069 689**	1	0.274	118	109	23	20
	32	1	**761 069 690**	1	0.260	118	110	21	22
	32	1 ¼	**761 069 691**	1	0.289	118	110	21	22
	32	1 ½	**761 069 692**	1	0.358	119	110	21	22
	40	1 ¼	**761 069 693**	1	0.378	134	105	24	26
	40	1 ½	**761 069 694**	1	0.402	132	124	24	24
	40	2	**761 069 695**	1	0.576	139	126	24	24
	50	1 ¾	**761 069 696**	1	0.607	142	131	22	28
	50	2 ¼	**761 069 697**	1	0.705	150	138	22	28
	63	2 ⅜	**761 069 698**	1	1.051	159	147	21	30
	63	2 ¾	**761 069 699**	1	1.177	161	146	21	30
*	16	½	**761 069 700**	1	0.125	98	91	22	16
*	20	¾	**761 069 701**	1	0.116	102	95	24	16

6216

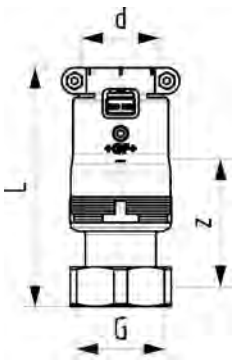

Adapter loose union nut - flat seal

Electro fusion transition to loose nut adapter
Thread in DZR brass, UBA (Umwelt Bundesamt, Germany) conform
EPDM sealing hot and cold water approved
Incl. flat seal EPDM

Übergang mit loser Mutter - flachdichtend

Elektroschweiss-Übergang mit auf Verschraubung mit loser Mutter
Gewinde mit UBA konformem Messing (Umwelt Bundesamt, Deutschland)
EPDM-Dichtung zugelassen für Warm- und Kaltwasser
Mit EPDM-Flachdichtung

	d (mm)	G (inch)	Code	SP	Weight (kg)	L (mm)	z (mm)
	16	¾	**761 069 720**	1	0.143	90	46
	20	¾	**761 069 721**	1	0.138	92	46
	20	1	**761 069 722**	1	0.196	98	50
	25	¾	**761 069 723**	1	0.127	99	50
	25	1	**761 069 724**	1	0.192	102	51
	25	1 ¼	**761 069 725**	1	0.254	109	58
	32	1	**761 069 726**	1	0.223	109	58
	32	1 ¼	**761 069 727**	1	0.293	109	58
	32	1 ½	**761 069 728**	1	0.373	110	58
	40	1 ¼	**761 069 729**	1	0.395	123	67
	40	1 ½	**761 069 730**	1	0.479	121	64
	40	2	**761 069 731**	1	0.588	128	68
	50	1 ¾	**761 069 732**	1	0.629	131	73
	50	2 ¼	**761 069 733**	1	0.731	138	77

table continued on the next page

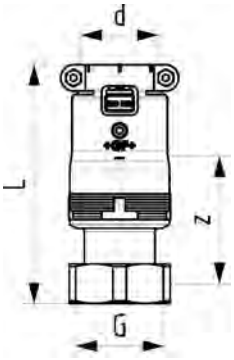

	d (mm)	G (inch)	Code	SP	Weight (kg)	L (mm)	z (mm)
	63	2 ⅜	**761 069 734**	1	1.107	152	89
	63	2 ¾	**761 069 735**	1	1.225	155	89
*	16	½	**761 069 736**	1	0.162	88	44
*	20	¾	**761 069 737**	1	0.156	93	47

6220

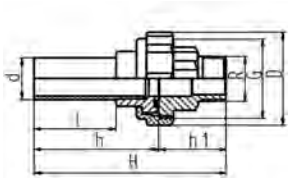

Adaptor union

Spigot for electro fusion and socket fusion - male thread
Including EPDM O-Ring, quality suitable for potable water

Verschraubung mit Aussengewinde

Stutzen für Heizwendel- und Muffenschweissung - Aussengewinde
Inklusive O-Ring, EPDM Trinkwasserqualität

d (mm)	R (inch)	Code	SP	Weight (kg)	D (mm)	H (mm)	G (inch)	h (mm)	h1 (mm)	l (mm)
16	½	**760 857 200**	1	0.221	41	106	1	68	38	45
20	½	**760 857 201**	1	0.232	46	110	1 ¼	70	40	47
25	¾	**760 857 202**	1	0.340	52	117	1 ½	76	41	50
32	1	**760 857 203**	1	0.489	64	123	2	78	45	50
40	1 ¼	**760 857 204**	1	0.673	79	136	2 ½	88	48	56
50	1 ½	**760 857 205**	1	0.783	85	141	2 ¾	93	48	58
63	2	**760 857 206**	1	1.100	104	152	3 ½	98	54	60

6221

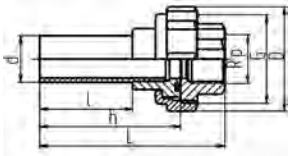

Adaptor union

Spigot for electro fusion and socket fusion - female thread
Including EPDM O-Ring, quality suitable for potable water

Verschraubung mit Innengewinde

Stutzen für Heizwendel- und Muffenschweissung - Innengewinde
Inklusive O-Ring, EPDM Trinkwasserqualität

d (mm)	Rp (inch)	GF Code	D (mm)	L (mm)	G (inch)	l (mm)	h (mm)	z (mm)
16	½	**760 857 207**	41	90	1	45	68	9
20	½	**760 857 208**	46	94	1 ¼	47	70	10
25	¾	**760 857 209**	52	100	1 ½	50	76	9
32	1	**760 857 210**	64	103	2	50	78	8
40	1 ¼	**760 857 211**	79	114	2 ½	56	88	7
50	1 ½	**760 857 212**	85	119	2 ¾	58	93	7
63	2	**760 857 213**	104	126	3 ½	60	98	5

5035

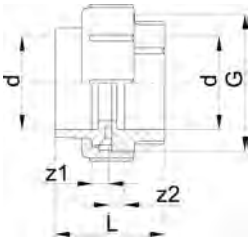

Union, socket-socket

Including EPDM O-Ring, quality suitable for potable water

Verschraubung Muffe-Muffe

Inklusive O-Ring, EPDM Trinkwasserqualität

d (mm)	Code	SP	Weight (kg)	G (inch)	L (mm)	z1 (mm)	z2 (mm)
16	**761 066 691**	10	0.135	1	43	8	5
20	**761 066 692**	10	0.164	1 ¼	43	8	5
25	**761 066 693**	10	0.208	1 ½	49	8	5
32	**761 066 694**	5	0.300	2	53	8	5
40	**761 066 695**	5	0.469	2 ½	59	10	5
50	**761 066 696**	2	0.525	2 ¾	65	10	5
63	**761 066 697**	2	0.766	3 ½	71	10	5

5036

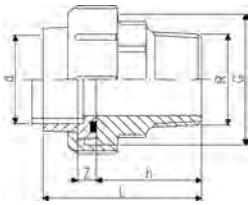

Adaptor union - socket-male thread

Including EPDM O-Ring, quality suitable for potable water

Übergangs-Verschraubung Muffe-Aussengewinde

Inklusive O-Ring, EPDM Trinkwasserqualität

d (mm)	R (inch)	GF Code	G (inch)	L (mm)	h (mm)	z (mm)
16	½	**760 857 155**	1	61	38	8
20	½	**760 857 156**	1 ¼	63	40	8
25	¾	**760 857 157**	1 ½	67	41	8
32	1	**760 857 158**	2	73	45	8
40	1 ¼	**760 857 159**	2 ½	80	48	10
50	1 ½	**760 857 160**	2 ¾	83	48	10
63	2	**760 857 161**	3 ½	92	54	10

5037

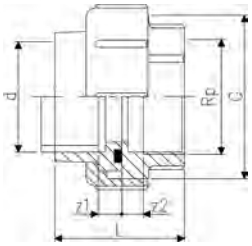

Adaptor union - socket-female thread

Including EPDM O-Ring, quality suitable for potable water

Übergangs-Verschraubung Muffe-Innengewinde

Inklusive O-Ring, EPDM Trinkwasserqualität

d (mm)	Rp (inch)	Code	L (mm)	z1 (mm)	z2 (mm)	G (inch)
16	½	**760 857 162**	45	8	9	1
20	½	**760 857 163**	47	8	10	11/4
25	¾	**760 857 164**	50	8	9	11/2
32	1	**760 857 165**	53	8	8	2
40	1 ¼	**760 857 166**	58	10	7	21/2
50	1 ½	**760 857 167**	61	10	7	23/4
63	2	**760 857 168**	66	10	5	31/2

6225

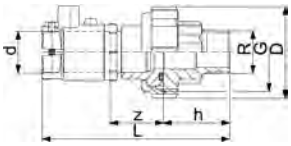

Electrofusion adaptor union

Including EPDM O-Ring, quality suitable for potable water

HWS Verschraubung mit Aussengewinde

Inklusive O-Ring, EPDM Trinkwasserqualität

d (mm)	R (inch)	GF Code	D (mm)	L (mm)	G (inch)	h (mm)	z (mm)
16	½	**760 857 214**	41	106	1	38	31
20	½	**760 857 215**	50	109	1 ¼	40	30
25	¾	**760 857 216**	56	116	1 ½	41	33
32	1	**760 857 217**	69	124	2	45	37
40	1 ¼	**760 857 218**	83	137	2 ½	48	42
50	1 ½	**760 857 219**	90	143	2 ¾	48	46
63	2	**760 857 220**	110	158	3 ½	54	53

6226

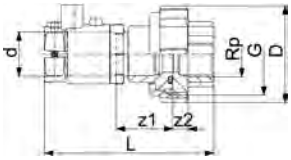

Electrofusion adaptor union

Including EPDM O-Ring, quality suitable for potable water

HWS Verschraubung mit Innengewinde

Inklusive O-Ring, EPDM Trinkwasserqualität

d (mm)	Rp (inch)	Code	D (mm)	L (mm)	G (inch)	z1 (mm)	z2 (mm)
16	½	**760 857 221**	41	90	1	31	9
20	½	**760 857 222**	50	93	1 ¼	30	10
25	¾	**760 857 223**	56	99	1 ½	33	9
32	1	**760 857 224**	69	104	2	37	8
40	1 ¼	**760 857 225**	83	115	2 ½	42	7
50	1 ½	**760 857 226**	90	121	2 ¾	46	7
63	2	**760 857 227**	110	132	3 ½	53	5

6228

Female threaded HWS screw connection for valves

With EPDM O-ring seals Comes
With Klingerit gasket

HWS Verschraubung mit Innengewinde für Armaturen

Mit EPDM O-Ring als Dichtelement
Klingerit-Dichtung mitgeliefert

d (mm)	G1 (inch)	Code	Weight (kg)	D (mm)	L (mm)	z1 (mm)	z2 (mm)	G (inch)
20	¾	**760 857 228**	0.245	50	89	30	10	1 ¼
25	1	**760 857 229**	0.316	56	95	33	10	1 ½
32	1 ¼	**760 857 230**	0.427	69	98	37	10	2
40	1 ½	**760 857 231**	0.705	83	112	42	11	2 ½
50	1 ¾	**760 857 232**	0.835	90	118	46	11	2 ¾
63	2 ⅜	**760 857 233**	1.233	110	127	53	11	3 ½

5053

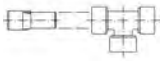

Adaptor INSTAFLEX-Hepworth

Übergang INSTAFLEX-Hepworth

d1 (mm)	d2 (mm)	Code	SP	Weight (kg)	d (mm)	L (mm)
16	20	**761 066 326**	10	0.005	15	54

Accessories
Zubehör

5081

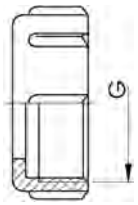

Union nut

Suitable for flange or union nut

Überwurfmutter

Passend zu losem Flansch oder Überwurfmutter

d (mm)	G (inch)	Code	SP	Weight (kg)
16	1	**761 066 188**	120	0.090
20	1 ¼	**761 066 100**	140	0.100
25	1 ½	**761 066 101**	80	0.104
32	2	**761 066 102**	0	0.142
40	2 ½	**761 066 103**	0	0.226
50	2 ¾	**761 066 104**	0	0.261
63	3 ½	**761 066 105**	0	0.334

5080

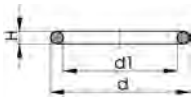

EPDM O-Ring

Quality suitable for potable water

O-Ring, EPDM Trinkwasserqualität

Geeignet für Trinkwasser

d (mm)	Code	SP	Weight (kg)	d1 (mm)	D (mm)	H (mm)
16	**761 066 558**	0	0.002	19	26	4
20	**761 066 124**	0	0.002	23	31	4
25	**761 066 125**	0	0.001	28	35	4
32	**761 066 126**	0	0.001	36	43	4
40	**761 066 127**	0	0.004	44	55	5
50	**761 066 128**	0	0.001	53	64	5
63	**761 066 129**	0	0.002	69	80	5
75	**761 070 036**	0	0.007	82	93	5
90	**761 070 037**	0	0.008	101	112	5
110	**761 070 038**	0	0.016	120	134	7

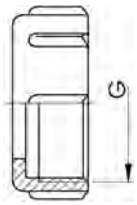

Union nut

Suitable for flange adaptor and union

Überwurfmutter

passend zu Bundbuchsen und Verschraubungen

d (mm)	G (inch)	Code	SP	Weight (kg)
16	1	**761 066 980**	10	0.120
20	1 ¼	**761 066 971**	10	0.090
25	1 ½	**761 066 972**	10	0.110
32	2	**761 066 973**	10	0.130
40	2 ½	**761 066 974**	10	0.180
50	2 ¾	**766 066 975**	10	0.210
63	3 ½	**766 066 976**	2	0.280

Pipe Outlets
Armaturenanschlüsse

3000



INSTAFLEX Box 90°

- Material: brass (low lead), plastic
- Connection: female thread
- Consisting of: box body, box foot, bend, clamp screw connection

INSTAFLEX Dose 90°

- Werkstoff: Messing (bleiarm), Kunststoff
- Anschluss: Innengewinde
- Bestehend aus: Dosenkörper, Dosenfuss, Dosenbogen, Klemmverschraubungen

d (mm)	Rp (inch)	GF Code	SP	Weight (kg)
16	½	**760 857 187**	1	0.110
20	½	**760 857 188**	1	0.148
20	¾	**760 857 189**	1	0.182

d (mm)	b (mm)	d1 Rp (inch)	d2 (mm)	d3 (mm)	l1 (mm)	l2 (mm)	l3 (mm)	z1 (mm)	z2 (mm)	z3 (mm)
16	16	½	25	47	109	41	10	37	50	21
20	20	½	29	47	118	41	10	44	50	17
20	20	¾	29	47	118	41	10	44	50	15

3002

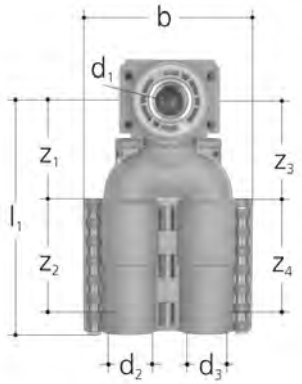

INSTAFLEX Box 2-way 90°

- Material: brass (low lead), plastic
- Connection: female thread
- Consisting of: box body, box foot, bend, clamp screw connection

INSTAFLEX Dose 2-fach 90°

- Werkstoff: Messing (bleiarm), Kunststoff
- Anschluss: Innengewinde
- Bestehend aus: Dosenkörper, Dosenfuss, Dosenbogen, Klemmverschraubungen

d-d (mm)	Rp (inch)	GF Code	SP	Weight (kg)
16 - 16	½	**760 857 190**	1	0.400
20 - 16	½	**760 857 192**	1	0.400
20 - 20	½	**760 857 193**	1	0.400

b (mm)	d1 Rp (inch)	d2 (mm)	d3 (mm)	d5 (mm)	l1 (mm)	l2 (mm)	l3 (mm)	z1 (mm)	z2 (mm)	z3 (mm)	z4 (mm)	z5 (mm)
110	½	25	25	47	148	41	10	66	50	66	50	17
110	½	29	25	47	148	41	10	69	50	66	50	17
110	½	29	29	47	148	41	10	69	50	69	50	17

3032

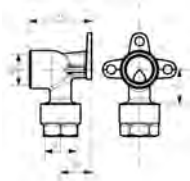

Single pipe outlet - flange

Screw 760 856 040, self tapping M6 x 16
* for GIS wall mounting

Armaturenanschluss einfach, mit Flansch

Befestigungsschraube 760 856 040, selbstfurchende Gewindeschraube M6x16
* für GIS Armaturenplatte

	d (mm)	Rp (inch)	Code	SP	Weight (kg)	H (mm)	H1 (mm)	z (mm)
	16	½	**760 857 007**	10	0.180	44	22	28
	16	½	**760 857 008**	2	0.279	60	22	28
	16	½	**760 857 009**	2	0.319	80	22	28
*	16	½	**760 857 010**	2	0.333	100	22	28
	20	½	**760 857 011**	10	0.213	44	25	28
	20	¾	**760 857 012**	1	0.313	44	25	28

3043

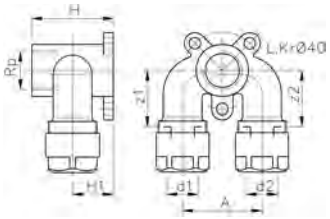

Dual pipe outlet - flange

Screw 760 856 040, self tapping M6 x 16
* for GIS wall mounting

Armaturenanschluss doppelt, mit Flansch

Befestigungsschraube 760 856 040, selbstfurchende Gewindeschraube M6x16
* für GIS Armaturenplatte

	d1 (mm)	d2 (mm)	Rp (inch)	Code	SP	Weight (kg)	H (mm)	H1 (mm)	z1 (mm)	z2 (mm)	A (mm)
	16	16	½	**760 857 013**	1	0.380	44	22	30	30	40
*	16	16	½	**760 857 014**	1	0.501	100	22	30	30	40
	20	20	½	**760 857 015**	1	0.439	44	25	32	32	40

3030

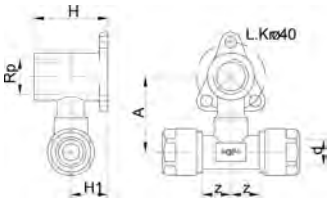

Dual pipe outlet - flange

Screw 760 856 040, self tapping M6 x 16

Armaturenanschluss doppelt, mit Flansch

Befestigungsschraube 760 856 040, selbstfurchende Gewindeschraube M6x16

d (mm)	Rp (inch)	Code	SP	Weight (kg)	H (mm)	H1 (mm)	z (mm)
16	½	**760 857 197**	10	0.344	44	22	19

3066

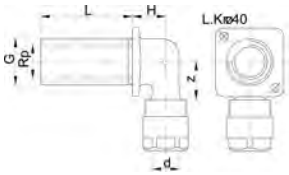

Single pipe outlet - mounting flange

Screw 760 856 040, self tapping M6 x 16
* on request

Armaturenanschluss einfach, mit Flansch

Befestigungsschraube 760 856 040, selbstfurchende Gewindeschraube M6x16
* auf Anfrage

	d (mm)	Rp (inch)	G (inch)	Code	SP	Weight (kg)	L (mm)	H (mm)	z (mm)
	16	½	¾	**760 856 041**	2	0.236	30	20	26
*	16	½	¾	**760 856 050**	2	0.254	42	20	26
*	16	½	¾	**760 869 906**	2	0.273	55	20	26

3064

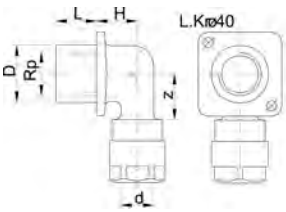

Single pipe outlet - mounting flange

Screw 760 856 040, self tapping M6 x 16

Armaturenanschluss einfach, mit Flansch

Befestigungsschraube 760 856 040, selbstfurchende Gewindeschraube M6x16

d (mm)	Rp (inch)	Code	SP	Weight (kg)	D (mm)	L (mm)	H (mm)	z (mm)
16	½	**760 869 904**	2	0.222	27	20	22	26

3067

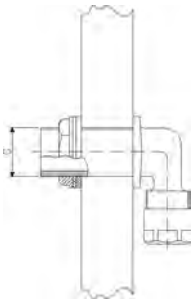

Fastening set

Appropriate to outlet joint - male thread
Consists of: Union nut washer, seal
From the INSTAFLEX range

Befestigungssatz

Passend auf Armaturenanschlüsse mit Aussengewinde
Bestehend aus: Überwurfmutter, Gleitscheibe, Dichtung
Aus dem INSTAFLEX Sortiment

G (inch)	Code	SP	Weight (kg)
¾	**760 854 699**	10	0.031

3172

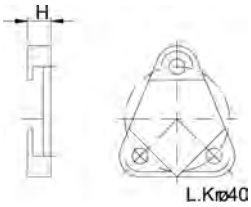

Rubber isolator for pipe outlets

Suitable for dual pipe outlets

Gummiunterlage für Armaturenanschlüsse

Passend zu Armaturenanschluss doppelt

H (mm)	Code	SP	Weight (kg)	z (mm)
9	**760 856 205**	20	0.007	3

3173

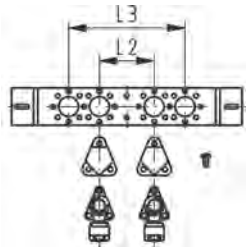

Pipe outlet GIS

Consitsting: 1 Distance plate, 2 Rubber isolator, 6 Screws, 2 Single pipe outlet d16 - 1/2"

GIS-Armaturenanschluss

Bestehend aus: 1 Distanzhalter, 2 Gummiunterlagen, 6 Zylinderschrauben, 2 Armaturenanschlüsse einfach d16-1/2"

L2 (mm)	L3 (mm)	Code	SP	Weight (kg)
73	153	**760 856 010**	1	0.933

3077

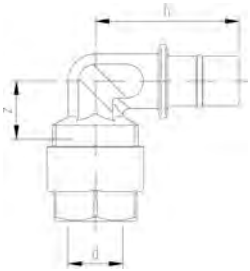

Pipe outlet for flushing cistern Meplafix 90°

Incl. protection cap

Spülkastenanschluss 90° INSTAFLEX - GEBERIT

Inkl. Schutzkappe

d (mm)	Code	SP	Weight (kg)	h (mm)	z (mm)
16	**760 857 016**	1	0.163	43	21

3071

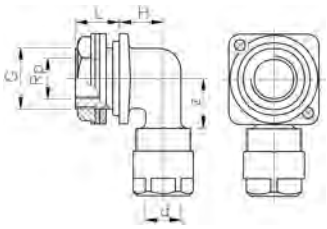

Single pipe outlet

With fastening set

Armaturenanschluss einfach

mit Befestigungssatz

d (mm)	Rp (inch)	Code	SP	Weight (kg)	G (inch)	H (mm)	L (mm)	z (mm)
16	½	**760 857 017**	5	0.243	1	22	14	26

3073

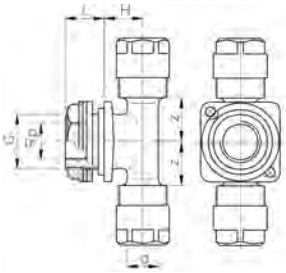

Dual pipe outlet - not interchangeable

With fastening set

Doppelter Armaturenanschluss - nicht austauschbar

mit Befestigungssatz

d (mm)	Rp (inch)	Code	SP	Weight (kg)	G (inch)	L (mm)	H (mm)	z (mm)
16	½	**760 857 018**	5	0.340	1	14	22	26

3367

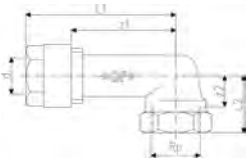

Single pipe outlet 90°

* as long as stock last

Armaturenanschluss einfach, 90°

* solange Vorrat

	d (mm)	Rp (inch)	Code	SP	Weight (kg)	L1 (mm)	L2 (mm)	z1 (mm)	z2 (mm)
*	16	½	**760 854 882**	5	0.210	67	30	46	17
*	20	½	**760 854 883**	5	0.225	74	30	48	17
*	20	¾	**760 854 884**	5	0.304	76	30	50	16

3937

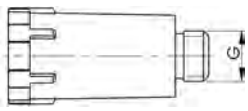

Wall inlet plug

*Replacement seal code no. 760 853 175, on request

Abpresszapfen

*Ersatzdichtung Code Nr. 760 853 175, auf Anfrage erhältlich

G (inch)	Code	SP	Weight (kg)
½	**760 853 297**	10	0.088

3938

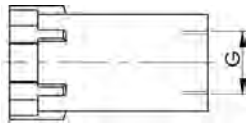

Fastening sleeve

Befestigungshülse

G (inch)	Code	SP	Weight (kg)
½	**760 853 298**	10	0.050

3936

Mounting bolt

Montagebolzen

G (inch)	Code	SP	Weight (kg)
½	**760 853 291**	5	0.138

3011

Cover for single pipe outlet

* available as long as stock exist

Abdeckgehäuse für Armaturenanschluss einfach

* lieferbar so lange Vorrat

	d-d (mm)	Code	SP	Weight (kg)
*	16 - 20	**760 856 008**	10	0.040

3355

Cover for dual pipe outlet

* available as long as stock exist

Abdeckgehäuse für Armaturenanschluss doppelt

* lieferbar so lange Vorrat

	d-d (mm)	Code	SP	Weight (kg)
*	16 - 20	**760 856 009**	10	0.049

Electro Fusion Jointing
Elektroschweissung

Fittings
Fittings

6202

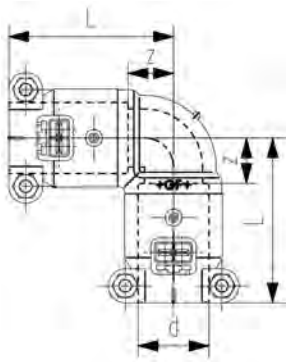

Electro fusion elbow 90°
INSTAFLEX
Electrofusion fitting

Winkel 90°

d (mm)	Code	SP	Weight (kg)	L (mm)	z (mm)
16	**761 069 214**	1	0.023	47	10
20	**761 069 215**	1	0.027	54	14
25	**761 069 216**	1	0.039	58	16
32	**761 069 217**	1	0.079	60	18
40	**761 069 218**	1	0.128	69	22
50	**761 069 219**	1	0.206	78	29
63	**761 069 220**	1	0.328	86	36
75	**761 069 221**	1	0.515	112	45
90	**761 069 222**	1	0.811	127	54
110	**761 069 223**	1	1.330	146	66

6200

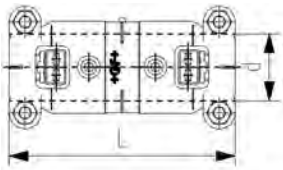

Electro fusion coupler

Suitable as sliding coupling

Muffe

Ausbrechbarer Mittenanschlag

d (mm)	Code	SP	Weight (kg)	L (mm)
16	**761 069 200**	1	0.023	76
20	**761 069 201**	1	0.027	80
25	**761 069 202**	1	0.041	85
32	**761 069 203**	1	0.053	85
40	**761 069 204**	1	0.084	95
50	**761 069 205**	1	0.121	99
63	**761 069 206**	1	0.184	102
75	**761 069 265**	1	0.317	134
90	**761 069 266**	1	0.519	147
110	**761 069 267**	1	0.766	160

6240

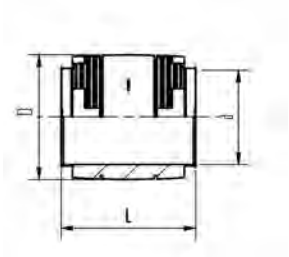

Electro fusion coupler - PN16

Elektro-Schweissmuffe

d (mm)	Code	SP	Weight (kg)	L (mm)
125	**761 069 555**	1	1.565	186
160	**761 069 556**	1	1.397	190
225	**761 069 557**	1	4.472	220

6201

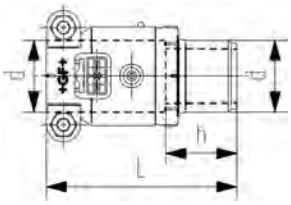

Electro fusion adaptor

Transition to socket fusion - HMS

Übergang

Stutzen für Muffenschweissung

d (mm)	Code	SP	Weight (kg)	L (mm)	h (mm)
16	**761 069 207**	1	0.026	60	23
20	**761 069 208**	1	0.017	61	22
25	**761 069 209**	1	0.026	67	25
32	**761 069 210**	1	0.037	71	29
40	**761 069 211**	1	0.060	79	32
50	**761 069 212**	1	0.095	85	36
63	**761 069 213**	1	0.151	94	43

6223

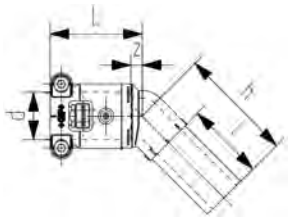

Elbow 45° socket-spigot

Winkel 45° Muffe-Stutzen

d (mm)	Code	SP	Weight (kg)	L (mm)	l (mm)	h (mm)	z (mm)
16	**761 069 447**	1	0.014	44	38	50	6
20	**761 069 448**	1	0.030	46	40	54	7
25	**761 069 449**	1	0.042	50	42	57	8
32	**761 069 450**	1	0.055	51	42	60	9
40	**761 069 451**	1	0.098	58	47	67	11
50	**761 069 452**	1	0.156	63	49	75	14
63	**761 069 453**	1	0.242	68	51	79	17

6222

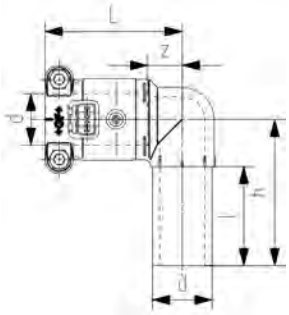

Elbow 90° socket-spigot

Winkel 90° Muffe-Stutzen

d (mm)	Code	SP	Weight (kg)	L (mm)	l (mm)	h (mm)	z (mm)
16	**761 069 434**	1	0.025	47	40	53	10
20	**761 069 435**	1	0.035	54	40	58	14
25	**761 069 436**	1	0.047	58	42	62	16
32	**761 069 437**	1	0.071	60	42	66	18
40	**761 069 438**	1	0.113	69	47	77	22
50	**761 069 439**	1	0.181	78	49	85	29
63	**761 069 440**	1	0.290	86	51	96	36

6203

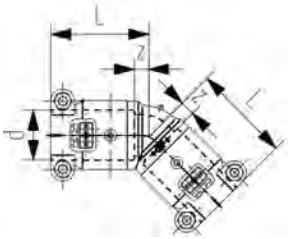

Electro fusion elbow 45°

Winkel 45°

d (mm)	Code	SP	Weight (kg)	L (mm)	z (mm)
16	**761 069 227**	1	0.033	44	6
20	**761 069 228**	1	0.027	46	7
25	**761 069 229**	1	0.039	50	8
32	**761 069 230**	1	0.059	51	9
40	**761 069 231**	1	0.070	58	11
50	**761 069 232**	1	0.147	63	14
63	**761 069 233**	1	0.275	68	17
75	**761 069 234**	1	0.451	88	21
90	**761 069 235**	1	0.700	98	25
110	**761 069 236**	1	1.098	111	31

6204

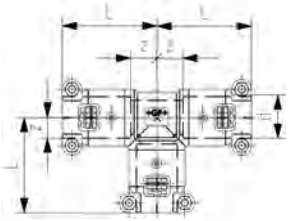

Electro fusion T-piece 90°- equal

T 90° egal

d (mm)	Code	SP	Weight (kg)	L (mm)	z (mm)
16	**761 069 237**	1	0.053	47	10
20	**761 069 238**	1	0.067	54	14
25	**761 069 239**	1	0.089	58	16
32	**761 069 240**	1	0.116	60	18
40	**761 069 241**	1	0.185	69	22
50	**761 069 242**	1	0.290	78	29
63	**761 069 243**	1	0.452	86	36
75	**761 069 244**	1	0.747	112	45
90	**761 069 245**	1	0.890	127	54
110	**761 069 246**	1	1.884	146	66

6205

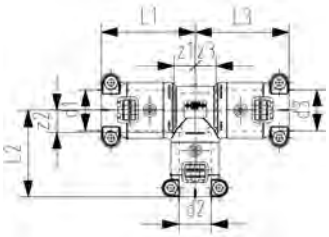

INSTAFLEX Electro fusion T-piece 90° - reducer PB

T 90° reduziert

d (mm)	Size (inch)	d1 (mm)	d2 (mm)	d3 (mm)	Code	SP	Weight (kg)	L1 (mm)	L2 (mm)	L3 (mm)	z1 (mm)	z2 (mm)	z3 (mm)
20	16	20	16	16	**761 069 249**	1	0.058	54	47	47	14	10	10
20	16	20	16	20	**761 069 250**	1	0.041	54	49	54	14	11	14
25	16	25	16	25	**761 069 251**	1	0.082	58	54	58	16	16	16
25	20	25	20	20	**761 069 256**	1	0.079	58	54	54	16	14	14
25	20	25	20	25	**761 069 252**	1	0.079	58	54	58	16	14	16
25	20	25	25	20	**761 069 257**	1	0.081	58	58	54	16	16	14
32	20	32	20	32	**761 069 253**	1	0.088	60	58	60	18	18	18
32	25	32	25	25	**761 069 258**	1	0.098	60	58	58	18	16	16
32	25	32	25	32	**761 069 254**	1	0.095	60	58	60	18	16	18
40	20	40	20	40	**761 069 259**	1	0.157	69	63	69	22	23	22
40	25	40	25	40	**761 069 255**	1	0.170	69	63	69	22	21	22
40	32	40	32	40	**761 069 260**	1	0.168	69	63	69	22	21	22
50	25	50	25	50	**761 069 261**	1	0.246	78	72	78	29	30	29
50	32	50	32	50	**761 069 262**	1	0.260	78	72	78	29	30	29
63	25	63	25	63	**761 069 263**	1	0.360	86	81	86	36	39	36
63	40	63	40	63	**761 069 264**	1	0.384	86	85	86	36	38	36

6224

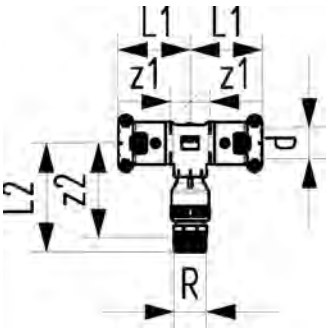

Electro fusion adapter T-piece 90° - male thread

Electro fusion T-piece with transition to male thread
Thread in DZR brass, UBA (Umwelt Bundesamt, Germany) conform
EPDM sealing hot and cold water approved

Elektroschweiss-Übergang - T-Stück 90° - Aussengewinde

Elektroschweiss-T-Stück mit Anschluss auf Aussengewinde
Gewinde mit UBA konformem Messing (Umwelt Bundesamt, Deutschland)
EPDM-Dichtung zugelassen für Warm- und Kaltwasser

d (mm)	R (inch)	Code	SP	Weight (kg)	L1 (mm)	L2 (mm)	z1 (mm)	z2 (mm)
25	¾	**761 069 738**	1	0.177	58	88	16	73
32	1	**761 069 739**	1	0.246	60	97	18	80

6206

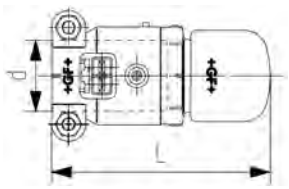

Electro fusion - end cap

Kappe

d (mm)	Code	SP	Weight (kg)	L (mm)
16	**761 069 270**	1	0.022	67
20	**761 069 271**	1	0.025	70
25	**761 069 272**	1	0.036	77
32	**761 069 273**	1	0.054	83
40	**761 069 274**	1	0.095	95
50	**761 069 275**	1	0.153	104
63	**761 069 276**	1	0.265	116

6207

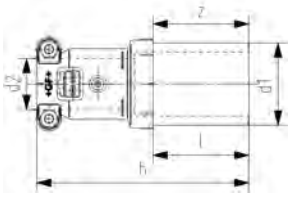

Electro fusion - reducer

Reduktion

d1 (mm)	d2 (mm)	Code	SP	Weight (kg)	l (mm)	h (mm)	z (mm)
20	16	**761 069 277**	1	0.023	40	83	45
25	16	**761 069 278**	1	0.026	42	83	46
25	20	**761 069 279**	1	0.026	42	86	47
32	16	**761 069 457**	1	0.033	42	86	48
32	20	**761 069 280**	1	0.030	42	84	45
32	25	**761 069 281**	1	0.038	42	89	47
40	20	**761 069 458**	1	0.055	47	102	62
40	25	**761 069 459**	1	0.060	47	104	62
40	32	**761 069 282**	1	0.060	47	95	53
50	20	**761 069 460**	1	0.070	49	102	62
50	25	**761 069 461**	1	0.075	49	104	62
50	32	**761 069 462**	1	0.075	49	95	53
50	40	**761 069 283**	1	0.091	49	103	56
63	20	**761 069 463**	1	0.096	51	102	62
63	25	**761 069 464**	1	0.109	51	104	62
63	32	**761 069 284**	1	0.101	51	95	53
63	40	**761 069 465**	1	0.121	51	103	56
63	50	**761 069 285**	1	0.141	51	106	57
75	63	**761 069 286**	1	0.232	67	129	78
90	63	**761 069 287**	1	0.289	74	128	77
90	75	**761 069 288**	1	0.354	74	143	76
110	63	**761 069 289**	1	0.414	80	135	84
110	75	**761 069 290**	1	0.464	80	150	83
110	90	**761 069 291**	1	0.576	80	165	92

5205

Reducer

- Material: PB

Reduktion

- Werkstoff: PB

d1 (mm)	d2 (mm)	Code	SP	Weight (kg)	L1 (mm)	L2 (mm)	z (mm)
125	110	**761 065 267**	1	0.729	92	85	215
160	125	**761 065 268**	1	1.263	102	92	245
225	160	**761 065 269**	1	2.800	122	102	280
315	225	**761 065 322**	1	7.933	502	155	158

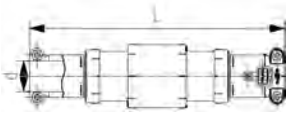

Sliding sleeves

* on request

Schiebemuffe

* auf Anfrage

	d (mm)	Code	SP	Weight (kg)	L (mm)	z (mm)
*	20	**761 069 623**	1	0.093	168	90
*	25	**761 069 624**	1	0.168	208	124
*	32	**761 069 625**	1	0.219	190	106
*	40	**761 069 626**	1	0.362	206	112

6235

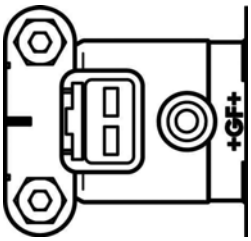

Bracket clamp

* on request

Fixpunktmuffe

* auf Anfrage

	d (mm)	Code	SP	Weight (kg)
*	16	**761 069 490**	10	0.016
*	20	**761 069 491**	10	0.018
*	25	**761 069 492**	10	0.023
*	32	**761 069 493**	6	0.030
*	40	**761 069 494**	6	0.050
*	50	**761 069 495**	6	0.073
*	63	**761 069 496**	6	0.102
*	75	**761 069 497**	6	0.166
*	90	**761 069 498**	4	0.244
*	110	**761 069 499**	4	0.380

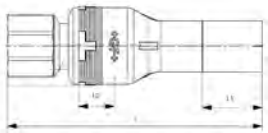

Stainless steel transition

- Material: V4A / 316L

Edelstahl Übergänge

- Material: V4A / 316L

d-d (inch/mm)	GF Code	SP	Weight (kg)	l (mm)	l1 (mm)	l2 (mm)
1/2 - 20	**761 069 774**	1	0.107	100	24	14
3/4 - 25	**761 069 775**	1	0.143	104	43	15
1 - 32	**761 069 776**	1	0.210	109	43	16

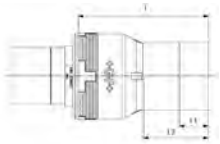

Transition with pressfit end

- Material: V4A / 316L

Edelstahl Übergang mit Pressende

- Material: V4A / 316L

d - DN	GF Code	SP	Weight (kg)	l (mm)	l1 (mm)	l2 (mm)
40 x 32	**761 069 784**	1	0.275	137	24	48
50 x 40	**761 069 785**	1	0.390	149	22	50
63 x 50	**761 069 786**	1	0.628	167	21	51

Segment Fittings
Segment Fittings

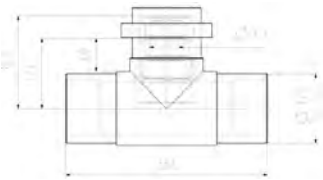

T-piece - reducer / flange

Prefabricated elbow with short end for electro fusion socket
GF customized quality, pre-peeled, swiss made
Single packed in plastic bags
* on request

T-Stück Reduktion / flansch

Vorgefertigter Winkel mit kurzem Ende für Elektroschweissmuffen
GF Kundenspezifische Qualität, vor geschält, Schweizer Ursprung
Einzelverpackt, in Beutel
* auf Anfrage

	d1 (mm)	d2 (mm)	d3 (mm)	Code	SP	Weight (kg)	L1 (mm)	L2 (mm)
*	125	63	125	**761 065 297**	0	0.001	167	366
*	125	75	125	**761 065 302**	0	5.540	173	366
*	125	110	125	**761 065 301**	0	0.001	180	420
*	160	125	160	**761 065 313**	0	5.784	340	420
*	160	75	160	**761 065 299**	0	17.920	208	420
*	160	90	160	**761 065 300**	0	0.001	216	420

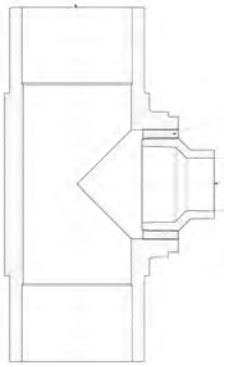

T-piece - reducer

Prefabricated elbow with short end for electro fusion socket
GF customized quality, pre-peeled, swiss made
Single packed in plastic bags
* on request

T-Stück Reduktion

Vorgefertigter Winkel mit kurzem Ende für Elektroschweissmuffen
GF Kundenspezifische Qualität, vor geschält, Schweizer Ursprung
Einzelverpackt, in Beutel
* auf Anfrage

	d1 (mm)	d2 (mm)	d3 (mm)	Code	SP	Weight (kg)	L1 (mm)	L2 (mm)
*	125	63	125	**761 070 263**	0	0.001	90	336
*	160	63	160	**761 070 264**	0	0.001	120	420

Elbow 15°

Prefabricated elbow with short and long ends for electro fusion fittings
GF customized quality, pre-peeled, swiss made
Single packed in plastic bags
* on request

Winkel 15°

Vorgefertigter Winkel mit kurzem und langem Ende für Elektroschweissmuffen
GF Kundenspezifische Qualität, vor geschält, Schweizer Ursprung
Einzelverpackt, in Beutel
* auf Anfrage

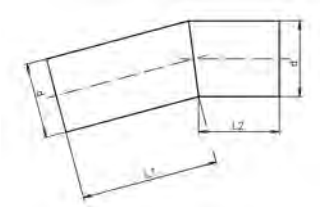

	d (mm)	Code	SP	Weight (kg)	L1 (mm)	L2 (mm)
*	63	**761 069 589**	1	0.306	180	65
*	75	**761 069 590**	1	0.576	236	80
*	90	**761 069 591**	1	0.824	265	85
*	110	**761 069 592**	1	1.340	292	100

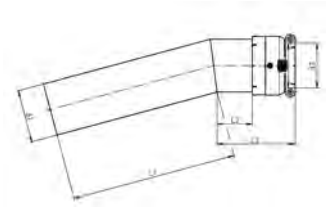

Elbow 15°

Prefabricated elbow with short end for electro fusion socket
GF customized quality, pre-peeled, swiss made
Single packed in plastic bags
* on request

Winkel 15°

Vorgefertigter Winkel mit kurzem Ende für Elektroschweissmuffen
GF Kundenspezifische Qualität, vor geschält, Schweizer Ursprung
Einzelverpackt, in Beutel
* auf Anfrage

	d-d (mm)	Code	SP	Weight (kg)	L1 (mm)	L2 (mm)	L3 (mm)
*	75 - 63	**761 069 599**	1	0.306	236	50	111
*	90 - 75	**761 069 600**	1	0.500	265	55	125
*	110 - 90	**761 069 601**	1	0.706	292	60	145

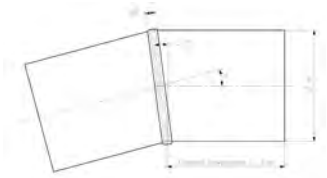

Elbow 15°

Prefabricated elbow with two short ends for electro fusion fittings
GF customized quality, pre-peeled, swiss made
Single packed in plastic bags
* on request

Winkel 15°

Vorgefertigter Winkel mit zweikurzen Enden für Elektroschweissmuffen
GF Kundenspezifische Qualität, vor geschält, Schweizer Ursprung
Einzelverpackt, in Beutel
* auf Anfrage

	d (mm)	Code	SP	Weight (kg)	L1 (mm)
*	90	**761 069 662**	1	0.405	95
*	110	**761 065 311**	1	0.647	100
*	125	**761 065 304**	1	0.905	110
*	160	**761 065 305**	1	1.590	115
*	225	**761 065 307**	1	6.348	130

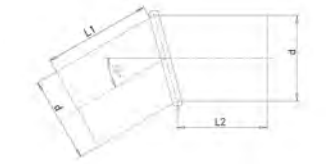

Elbow 30°

Prefabricated elbow with two short ends for electro fusion fittings
GF customized quality, pre-peeled, swiss made
Single packed in plastic bags
* on request

Winkel 30°

Vorgefertigter Winkel mit zweikurzen Enden für Elektroschweissmuffen
GF Kundenspezifische Qualität, vor geschält, Schweizer Ursprung
Einzelverpackt, in Beutel
* auf Anfrage

	d (mm)	Code	SP	Weight (kg)	L1 (mm)
*	90	**760 069 663**	1		95
*	110	**761 065 312**	0	0.641	100
*	125	**761 065 308**	1	0.971	110
*	160	**761 065 309**	1	1.723	115
*	225	**761 065 310**	1	3.988	130

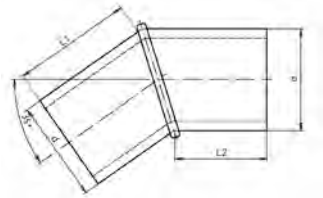

Elbow 35°

Prefabricated elbow with two short ends for electro fusion fittings
GF customized quality, pre-peeled, swiss made
Single packed in plastic bags
* on request

Winkel 35°

Vorgefertigter Winkel mit zweikurzen Enden für Elektroschweissmuffen
GF Kundenspezifische Qualität, vor geschält, Schweizer Ursprung
Einzelverpackt, in Beutel
* auf Anfrage

	d (mm)	Code	SP	Weight (kg)	L1 (mm)
*	110	**761 069 665**	1	1.500	100

Manifolds
Verteiler

5062

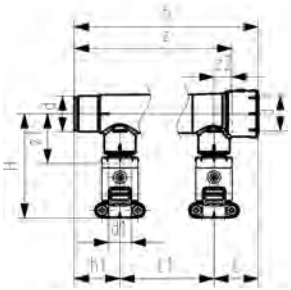

Polybutene Manifold for electro fusion

Electro fusion connections

PB-Verteiler HWS, d25 (DN20)

Abgänge für die Heizwendelschweissung

	d (mm)	d1 (mm)	Code	SP	Weight (kg)	L (mm)	L1 (mm)	H (mm)	h (mm)	h1 (mm)	z (mm)	z1 (mm)	z2 (mm)
single	25	16	**761 066 250**	1	0.040	31	0	60	63	32	45	36	13
single	25	20	**761 066 251**	1	0.050	39	0	64	78	39	60	35	21
double	25	16	**761 066 252**	1	0.074	31	45	60	108	32	90	36	13
triple	25	16	**761 066 253**	1	0.112	31	45	60	153	32	135	36	13
4 fold	25	16	**761 066 254**	1	0.144	31	45	60	198	32	180	36	13

Flange Adapters
Flanschübergänge

6209

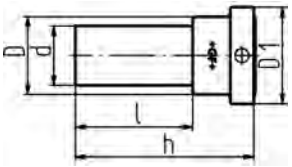

Flange adaptor flat with groove and spigots for electro fusion

Suitable for flange or union nut
Including EPDM O-Ring, quality suitable for potable water
* on request

Bundbuchse mit Nut

Passend zu losem Flansch oder Überwurfmutter
Inklusive O-Ring, EPDM Trinkwasserqualität
* auf Anfrage

	d (mm)	Code	SP	Weight (kg)	D (mm)	D1 (mm)	l (mm)	h (mm)
*	16	**761 069 306**	5	0.011	22	29	45	68
*	20	**761 069 307**	1	0.018	27	34	47	70
*	25	**761 069 308**	1	0.023	33	41	50	76

table continued on the next page

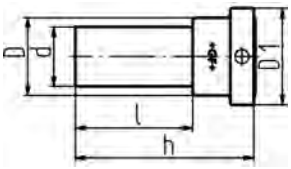

	d (mm)	Code	SP	Weight (kg)	D (mm)	D1 (mm)	l (mm)	h (mm)
*	32	**761 069 309**	1	0.039	41	50	50	78
*	40	**761 069 310**	1	0.061	50	61	56	88
*	50	**761 069 311**	1	0.096	61	73	58	93
*	63	**761 069 312**	1	0.168	76	90	60	98
*	75	**761 069 313**	1	0.343	90	106	118	158
*	90	**761 069 314**	1	0.515	109	125	125	172
*	110	**761 069 315**	1	0.840	131	150	131	186

6210



Flange adaptor flat with spigot for electro fusion

Suitable for flange or union nut
* on request

Bundbuchse flach

Passend zu losem Flansch oder Überwurfmutter
* auf Anfrage

	d (mm)	Code	SP	Weight (kg)	D (mm)	D1 (mm)	l (mm)	h (mm)
*	20	**761 069 321**	1	0.017	27	34	45	67
*	25	**761 069 322**	1	0.021	33	41	50	73
*	32	**761 069 323**	1	0.034	41	50	50	75
*	40	**761 069 324**	1	0.066	50	61	56	83
*	50	**761 069 325**	1	0.091	61	73	58	88
	63	**761 069 326**	1	0.172	76	90	60	93
	75	**761 069 327**	1	0.311	90	106	118	153
	90	**761 069 328**	1	0.469	109	125	125	167
	110	**761 069 329**	1	0.770	131	150	131	180

5204

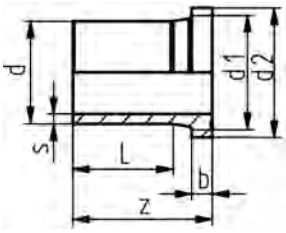

Flange adaptor - flat

- Material: PB

Bundbuchse flach

- Werkstoff: PB

d (mm)	Code	SP	Weight (kg)	d1 (mm)	d2 (mm)	L (mm)	b (mm)	z (mm)
125	**761 065 264**	1	0.870	132	162	123	25	170
160	**761 065 265**	1	1.700	176	218	147	25	200
225	**761 065 266**	1	3.003	236	274	122	32	200
315	**761 065 323**	1	5.227	336	371	170	36	291

Special Reducers
Spezialreduktionen

6239

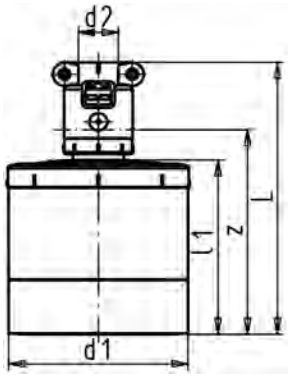

Special reducer with adaptor

* on request

Spezialreduktion mit HWS-Übergang gerade

* auf Anfrage

	d1 (mm)	d2 (mm)	Code	SP	Weight (kg)	l (mm)	l1 (mm)	z (mm)
*	75	16	**761 069 604**	1	0.212	134	88	97
*	75	20	**761 069 605**	1	0.216	134	88	95
*	75	25	**761 069 606**	1	0.221	137	88	95
*	75	32	**761 069 607**	1	0.237	139	88	97
*	75	40	**761 069 608**	1	0.254	145	88	98
*	75	50	**761 069 609**	1	0.270	148	88	99
*	90	16	**761 069 610**	1	0.254	133	87	96
*	90	20	**761 069 611**	1	0.265	133	87	94
*	90	25	**761 069 612**	1	0.267	136	87	94
*	90	32	**761 069 613**	1	0.277	138	87	96
*	90	40	**761 069 614**	1	0.297	144	87	97
*	90	50	**761 069 615**	1	0.322	147	87	98
*	110	16	**761 069 518**	1	0.405	140	94	103
*	110	20	**761 069 519**	1	0.405	140	94	101
*	110	25	**761 069 520**	1	0.414	143	94	101
*	110	32	**761 069 521**	1	0.433	145	94	103
*	110	40	**761 069 522**	1	0.461	151	94	104
*	110	50	**761 069 523**	1	0.469	154	94	105

6238

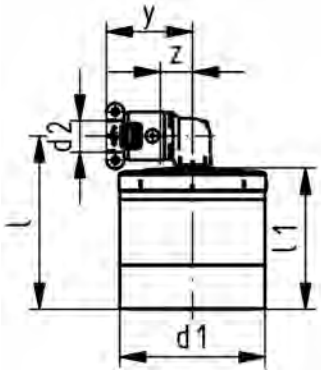

Special reducer with transition on elbow

* additional diameter on request

Spezialreduktion mit Winkel 90°

* weitere Dimensionen auf Anfrage

	d1 (mm)	d2 (mm)	Code	SP	Weight (kg)	l (mm)	l1 (mm)	z (mm)	y (mm)
*	75	20	**761 069 619**	1	0.228	109	88	14	54
*	75	25	**761 069 524**	1	0.235	111	88	16	58
*	75	32	**761 069 525**	1	0.249	115	88	18	60
*	75	40	**761 069 526**	1	0.300	121	88	22	96
*	75	50	**761 069 527**	1	0.326	127	88	29	78
*	90	20	**761 069 620**	1	0.273	108	87	14	54
	90	25	**761 069 528**	1	0.283	110	87	16	58
*	90	32	**761 069 529**	1	0.300	114	87	18	60
*	90	40	**761 069 530**	1	0.350	120	87	22	69
*	90	50	**761 069 531**	1	0.415	126	87	29	78
*	110	20	**761 069 621**	1	0.423	115	94	14	54
*	110	25	**761 069 532**	1	0.435	117	94	16	58
*	110	32	**761 069 533**	1	0.453	121	94	18	60
*	110	40	**761 069 534**	1	0.500	127	94	22	69
*	110	50	**761 069 535**	1	0.565	183	94	29	78

6219

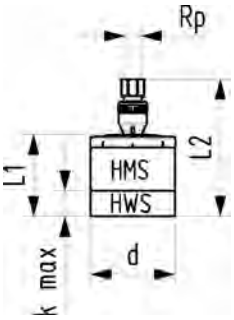

Special reducer - female thread

Special reducer transition to female thread
Thread in DZR brass, UBA (Umwelt Bundesamt, Germany) conform
EPDM sealing hot and cold water approved

Übergang mit Spezialreduktion auf Innengewinde

Übergang mit Spezialreduktion auf Innengewinde
Gewinde mit UBA konformem Messing (Umwelt Bundesamt, Deutschland)
EPDM-Dichtung zugelassen für Warm- und Kaltwasser

d (mm)	Rp (inch)	Code	SP	Weight (kg)	L1 (mm)	L2 (mm)	k max. (mm)
75	½	**761 069 749**	1	0.291	88	148	26
75	¾	**761 069 750**	1	0.339	88	149	26
75	1	**761 069 751**	1	0.414	88	154	26
90	½	**761 069 752**	1	0.344	87	147	27
90	¾	**761 069 753**	1	0.392	87	148	27
90	1	**761 069 754**	1	0.467	87	153	27
110	½	**761 069 755**	1	0.486	94	154	28
110	¾	**761 069 756**	1	0.534	94	155	28
110	1	**761 069 757**	1	0.609	94	160	28

6219

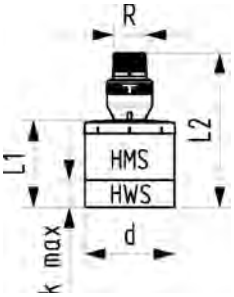

Special reducer - male thread

Special reducer transition to male thread
Thread in DZR brass, UBA (Umwelt Bundesamt, Germany) conform
EPDM sealing hot and cold water approved

Übergang mit Spezialreduktion auf Aussengewinde

Übergang mit Spezialreduktion auf Aussengewinde
Gewinde mit UBA konformem Messing (Umwelt Bundesamt, Deutschland)
EPDM-Dichtung zugelassen für Warm- und Kaltwasser

d (mm)	R (inch)	Code	SP	Weight (kg)	L1 (mm)	L2 (mm)	k max. (mm)
75	½	**761 069 740**	1	0.285	88	147	26
75	¾	**761 069 741**	1	0.316	88	150	26
75	1	**761 069 742**	1	0.393	88	156	26
90	½	**761 069 743**	1	0.338	87	146	27
90	¾	**761 069 744**	1	0.369	87	149	27
90	1	**761 069 745**	1	0.446	87	155	27
110	½	**761 069 746**	1	0.480	94	153	28
110	¾	**761 069 747**	1	0.511	94	156	28
110	1	**761 069 748**	1	0.588	94	156	28

6207

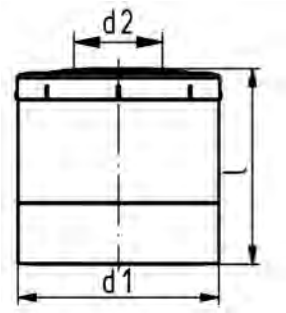

Special reducer

Not predrilled
Not suitable as end cap

Spezialreduktion Grundkörper

Nicht vorgebohrt
Keine Verwendung für Verschlusskappen

d1 (mm)	d2 (mm)	Code	SP	Weight (kg)	l (mm)
75	16 - 50	**761 069 454**	1	0.187	88
90	16 - 50	**761 069 455**	1	0.240	87
110	16 - 50	**761 069 456**	1	0.382	94

6227

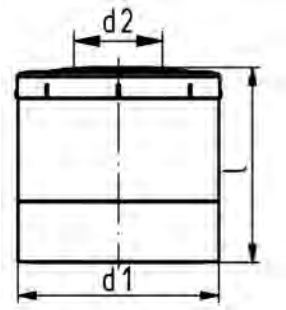

Special reducer - predrilled

Drilled hole d16 to d50
* on request

Spezialreduktion mit Loch

gebohrtes Loch d16 zu d50
* auf Anfrage

	d1 (mm)	d2 (mm)	Code	SP	Weight (kg)	l (mm)
*	75	16	**761 069 500**	1	0.193	88
*	75	20	**761 069 501**	1	0.214	88
*	75	25	**761 069 502**	1	0.200	88
*	75	32	**761 069 503**	1	0.182	88
*	75	40	**761 069 504**	1	0.175	88
*	75	50	**761 069 505**	1	0.161	88
*	90	16	**761 069 506**	1	0.254	87
*	90	20	**761 069 507**	1	0.242	87
*	90	25	**761 069 508**	1	0.240	87
*	90	32	**761 069 509**	1	0.236	87
*	90	40	**761 069 510**	1	0.226	87
*	90	50	**761 069 511**	1	0.213	87
*	110	16	**761 069 512**	1	0.400	94
*	110	20	**761 069 513**	1	0.387	94
*	110	25	**761 069 514**	1	0.373	94
*	110	32	**761 069 515**	1	0.376	94
*	110	40	**761 069 516**	1	0.372	94
*	110	50	**761 069 517**	1	0.357	94

Accessories
Zubehör

6233

Back-up ring

Sicherungsring

d (mm)	di (mm)	L (mm)	SDR	Code	SP	Weight (kg)
125	102.2			**761 065 283**	1	0.300
		225	11	**709 026 106**	0	1.530

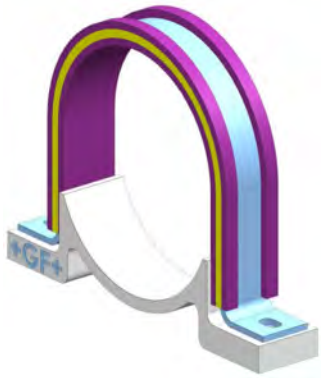

Pipe Brackets ROM

Pipe Brackets ROM

d (mm)	Code	SP	Weight (kg)
125	**761 070 337**	5	0.228
160	**761 070 338**	5	0.228
225	**761 070 343**	5	1.160

Flanges
Flansche

5085

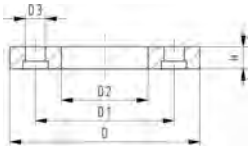

Backing flanges PN 16 IPP

Material: Casting, GFK coated
Suitable for flange adaptor
Tighten the screws with torque as indicated
Commercially available scews, nuts, washers
* on request

Lose Flansche PN 16 IPP

Material: Guss, GFK ummantelt
Passend zu Bundbuchsen
Schrauben mit Drehmomenten nach Vorgabe anziehen
Zubehör: Schrauben, Muttern, Unterlagsscheiben = handelsüblich
* auf Anfrage

	d (mm)	Code	SP	Weight (kg)
*	20	**761 065 270**	2	0.378
*	25	**761 065 271**	2	0.463
	32	**761 065 272**	2	0.412
	40	**761 065 273**	2	0.551
	50	**761 065 274**	2	0.747
	63	**761 065 275**	2	0.842
	75	**761 065 276**	2	1.131
	90	**761 065 277**	2	1.092
	110	**761 065 278**	2	1.465

table continued on the next page

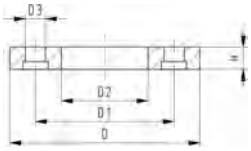

	d (mm)	D (mm)	D1 (mm)	D2 (mm)	D3 (mm)	H (mm)	Tightening torque (mm)	○	SC
*	20	106	65	28	14	18	10	4	M 12x 70
*	25	118	75	34	14	18	15	4	M 12x 75
	32	122	85	42	14	17	15	4	M 12x 75
	40	142	100	51	18	17	20	4	M 16x 80
	50	156	110	62	18	19	25	4	M 16x 85
	63	171	125	78	18	20	35	4	M 16x 85
	75	191	145	92	18	21	40	4	M 16x 90
	90	206	160	110	18	21	40	8	M 16x 90
	110	226	180	133	18	22	50	8	M 16x 95

5085

Backing flanges

Flansch

d (mm)	Code	SP	Weight (kg)
125	**761 065 279**	2	1.284
160	**761 065 280**	2	2.406
225	**761 065 281**	2	3.600

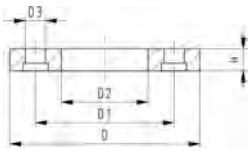

d (mm)	D (mm)	D1 (mm)	D2 (mm)	D3 (mm)	H (mm)	AL	Screws	Tightening torque (mm)
125	226	180	135	18	23	8	M16 x 130	50
160	296	240	178	22	28	8	M20 x 140	60
225	350	295	238	22	31	8	M20 x 160	75

Socket Fusion Jointing
Muffenschweissen

Fittings
Fittings

5005

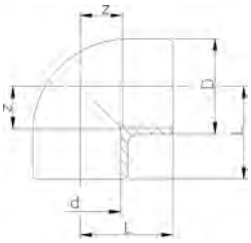

Elbow 90°

Winkel 90°

d (mm)	Code	SP	Weight (kg)	D (mm)	L (mm)	z (mm)
16	**761 066 600**	10	0.014	22	25	10
20	**761 066 601**	10	0.015	26	28	13
25	**761 066 602**	10	0.020	32	32	14
32	**761 066 603**	10	0.035	40	38	18
40	**761 066 604**	5	0.080	51	44	22
50	**761 066 605**	5	0.116	64	51	26
63	**761 066 606**	2	0.217	81	62	34
75	**761 066 607**	2	0.303	91	75	44
90	**761 066 608**	2	0.466	108	88	52
110	**761 066 609**	2	0.856	132	105	63

5008

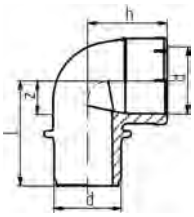

Elbow 90° - socket spigot

Winkel 90° Muffe-Stutzen

d (mm)	Code	SP	Weight (kg)	D (mm)	L (mm)	h (mm)	z (mm)
16	**761 066 900**	10	0.009	22	34	25	10
20	**761 066 901**	10	0.012	26	36	28	13
25	**761 066 902**	10	0.021	32	44	32	14
32	**761 066 903**	10	0.037	40	50	38	18
40	**761 066 904**	5	0.067	51	58	44	22
50	**761 066 905**	5	0.122	64	70	51	26
63	**761 066 906**	2	0.233	81	82	62	34

5010

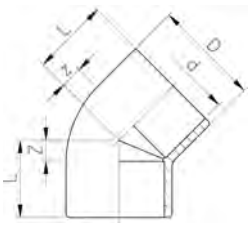

Elbow 45°

Winkel 45°

d (mm)	Code	SP	Weight (kg)	D (mm)	L (mm)	z (mm)
16	**761 066 610**	10	0.080	22	21	6
20	**761 066 611**	10	0.016	26	22	7
25	**761 066 612**	10	0.026	32	25	7
32	**761 066 613**	10	0.030	40	30	10
40	**761 066 614**	5	0.064	51	34	12
50	**761 066 615**	5	0.093	64	39	14
63	**761 066 616**	2	0.145	81	45	17
75	**761 066 617**	2	0.223	92	51	20
90	**761 066 618**	2	0.337	109	58	22
110	**761 066 619**	2	0.616	134	68	26

5018

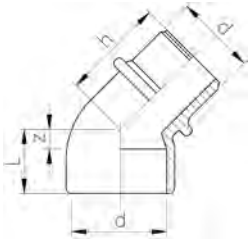

Elbow 45° - socket spigot

Winkel 45° Muffe-Stutzen

d (mm)	Code	SP	Weight (kg)	D (mm)	L (mm)	h (mm)	z (mm)
16	**761 066 907**	10	0.008	22	21	29	6
20	**761 066 908**	10	0.011	26	22	30	7
25	**761 066 909**	10	0.017	32	25	35	7
32	**761 066 910**	10	0.032	40	30	40	10
40	**761 066 911**	5	0.284	51	34	46	12
50	**761 066 912**	5	0.101	64	39	53	14
63	**761 066 913**	2	0.258	81	45	62	17

5015

T-piece 90° - equal

T 90° egal

d (mm)	Code	SP	Weight (kg)	D (mm)	L (mm)	z (mm)
16	**761 066 620**	10	0.017	22	25	10
20	**761 066 621**	10	0.025	26	28	13
25	**761 066 622**	10	0.036	32	32	14
32	**761 066 623**	10	0.045	40	38	18
40	**761 066 624**	5	0.105	51	44	22
50	**761 066 625**	5	0.147	64	51	26
63	**761 066 626**	2	0.315	81	62	34
75	**761 066 627**	2	0.375	91	75	44
90	**761 066 628**	2	0.694	112	88	52
110	**761 066 629**	2	1.120	132	105	63

5020

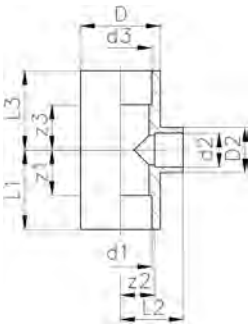

T-piece 90° - reduced

T 90° reduziert

d1 (mm)	d2 (mm)	d3 (mm)	Code	SP	Weight (kg)	D (mm)	D2 (mm)	L1 (mm)	L2 (mm)	L3 (mm)	z1 (mm)	z2 (mm)	z3 (mm)
20	16	20	**761 066 914**	10	0.015	26	22	28	28	28	13	13	13
20	16	16	**761 066 915**	10	0.016	26	22	28	28	28	13	13	13
20	20	16	**761 066 916**	10	0.017	26	26	28	28	28	13	13	13
25	16	25	**761 066 917**	10	0.025	32	26	32	32	32	14	17	14
25	20	25	**761 066 918**	10	0.025	32	26	32	32	32	14	17	14
25	20	20	**761 066 919**	10	0.026	32	26	32	32	32	14	17	17
25	25	20	**761 066 920**	10	0.027	32	32	32	32	32	14	14	17
32	16	32	**761 066 921**	10	0.041	40	26	38	38	38	18	23	18
32	20	32	**761 066 922**	5	0.284	40	26	38	38	38	18	23	18
32	25	32	**761 066 923**	10	0.036	40	32	38	38	38	18	20	18
40	16	40	**761 066 295**	5	0.083	51	34	44	44	44	22	29	22
40	25	40	**761 066 924**	5	0.077	51	34	44	44	44	22	26	22
40	32	40	**761 068 049**	5	0.076	51	40	44	44	44	22	24	22
50	16	50	**761 066 309**	5	0.135	64	34	51	51	51	26	36	26
50	25	50	**761 066 925**	5	0.131	64	34	51	51	51	26	33	26
50	32	50	**761 068 050**	5	0.133	64	40	51	51	51	26	31	26
63	16	63	**761 066 310**	2	0.257	81	35	62	62	62	34	47	34
63	25	63	**761 066 926**	5	0.252	81	35	62	62	62	34	44	34
63	32	63	**761 068 051**	5	0.255	81	40	62	62	62	34	42	34

1800



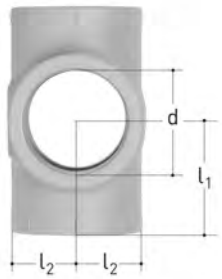

INSTAFLEX Cross PB PN16

Kreuzstück, PN 16

d (mm)	PN (bar)	d	Code	SP	Weight (kg)	l (mm)	l1 (mm)	l2 (mm)
51	16	40	**761 068 066**	5	0.098	88	44	26
64	16	50	**761 068 067**	5	0.169	102	51	32
81	16	63	**761 068 068**	2	0.321	124	62	41

5040

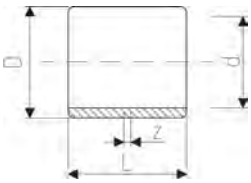

Socket

Muffe

d (mm)	Code	SP	Weight (kg)	D (mm)	L (mm)	z (mm)
16	**761 066 660**	10	0.045	22	33	3
20	**761 066 661**	10	0.014	26	33	3
25	**761 066 662**	10	0.020	32	39	3
32	**761 066 663**	10	0.033	40	43	3
40	**761 066 664**	10	0.048	51	48	4
50	**761 066 665**	10	0.068	64	54	4
63	**761 066 666**	2	0.120	81	60	4
75	**761 066 667**	2	0.153	91	69	7
90	**761 066 668**	2	0.236	110	80	8
110	**761 066 669**	2	0.417	133	94	10

5045

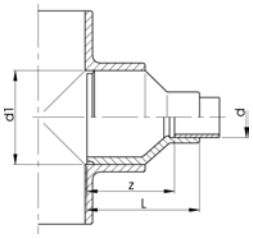

Reducing bush

Reduktion

d1 (mm)	d (mm)	Code	SP	Weight (kg)	L (mm)	z (mm)
20	16	**761 066 670**	10	0.005	30	15
25	16	**761 066 671**	10	0.010	33	18
25	20	**761 066 672**	10	0.015	33	18
32	20	**761 066 674**	10	0.018	40	25
32	25	**761 066 675**	10	0.022	40	22
40	20	**761 066 677**	10	0.024	42	27
40	25	**761 066 678**	10	0.028	42	24
40	32	**761 066 679**	10	0.034	42	22
50	20	**761 066 681**	10	0.035	55	40
50	25	**761 066 682**	10	0.035	55	37
50	32	**761 066 683**	10	0.042	55	35
50	40	**761 066 684**	10	0.050	55	33
63	20	**761 066 686**	5	0.055	58	43
63	25	**761 066 687**	5	0.060	58	40
63	32	**761 066 688**	50	0.066	58	38
63	40	**761 066 689**	5	0.074	58	36
63	50	**761 066 690**	5	0.079	58	33
75	63	**761 066 742**	2	0.115	67	39
90	63	**761 066 746**	2	0.150	74	46
90	75	**761 066 745**	2	0.160	74	43
110	63	**761 066 747**	2	0.229	86	58
110	75	**761 066 749**	2	0.234	86	55
110	90	**761 066 748**	2	0.270	86	50

5050

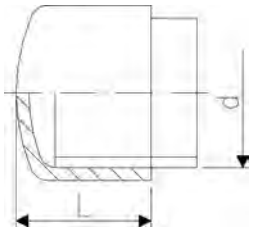

End cap

Kappe

d (mm)	Code	SP	Weight (kg)	L (mm)
16	**761 066 650**	10	0.006	22
20	**761 066 651**	10	0.010	24
25	**761 066 652**	10	0.014	28
32	**761 066 653**	10	0.022	32
40	**761 066 654**	10	0.024	38
50	**761 066 655**	10	0.050	44
63	**761 066 656**	5	0.079	50

5051

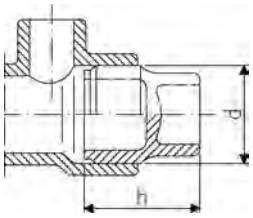

Plug

Stopfen

d (mm)	Code	SP	Weight (kg)	h (mm)
25	**761 066 938**	10	0.008	33

5059

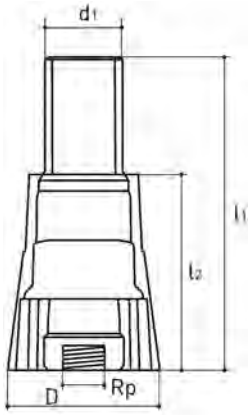

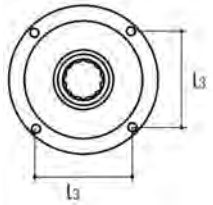

Connection box

The connection box can be used for embedded sprinkler applications

Sprinkleranschluss-Box

Die Verbindung kann für eingebettete Sprinklerinstallationen verwendet werden

Rp (inch)	d1 (mm)	Code	SP	Weight (kg)	d (mm)	l1 (mm)	l2 (mm)	l3 (mm)
½	32	**761 068 053**	10	0.460	63	131	82	40
1	32	**761 068 052**	10	0.366	63	131	82	40

Weld-in Saddles
Aufschweiss-Sättel

5054

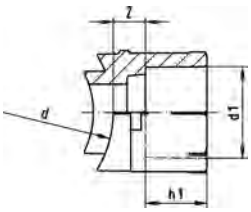

Weld-in saddle

* on request

Aufschweiss-Sattel

* auf Anfrage

	d - d1 (mm)	Code	SP	Weight (kg)	h1 (mm)	z (mm)
*	40 - 20	**761 068 000**	5	0.011	15	11
	50 - 20	**761 068 003**	5	0.011	15	11
	50 - 25	**761 068 004**	5	0.014	18	11
	50 - 32	**761 068 005**	5	0.019	20	11
	63 - 20	**761 068 006**	5	0.012	15	11
	63 - 25	**761 068 007**	5	0.016	18	11
	63 - 32	**761 068 008**	5	0.022	20	11
	75 - 20	**761 068 009**	5	0.014	15	12
	75 - 25	**761 068 010**	5	0.017	18	12
	75 - 32	**761 068 011**	5	0.022	20	12
	90 - 20	**761 068 012**	5	0.018	15	13
	90 - 25	**761 068 013**	5	0.021	18	13
	90 - 32	**761 068 014**	5	0.027	20	13
	110 - 20	**761 068 015**	5	0.019	15	14
	110 - 25	**761 068 016**	5	0.022	18	14
	110 - 32	**761 068 017**	5	0.020	20	14

5054

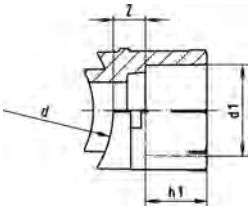

Weld-in saddle

Aufschweiss-Sattel

d - d1 (mm)	Code	SP	Weight (kg)	h1 (mm)	z (mm)
125 - 32	**761 068 018**	5	0.035	20	16
125 - 40	**761 068 019**	5	0.056	22	16
125 - 50	**761 068 020**	5	0.072	25	16
160 - 32	**761 068 021**	5	0.045	20	16
160 - 40	**761 068 022**	5	0.061	22	16
160 - 50	**761 068 023**	5	0.077	25	16
225 - 32	**761 068 024**	5	0.076	20	16
225 - 40	**761 068 025**	5	0.076	22	16
225 - 50	**761 068 026**	5	0.092	25	16

6219

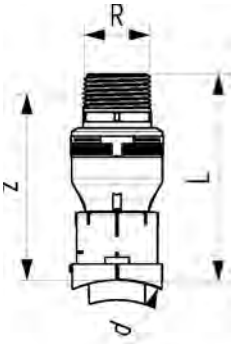

Weld-in saddle - male thread

Weld-in saddle transition to male thread
Thread in DZR brass, UBA (Umwelt Bundesamt, Germany) conform
EPDM sealing hot and cold water approved

Sattel-Schweissübergang auf Aussengewinde

Sattel-Schweissübergang auf Aussengewinde
Gewinde mit UBA konformem Messing (Umwelt Bundesamt, Deutschland)
EPDM-Dichtung zugelassen für Warm- und Kaltwasser

d (mm)	R (inch)	Code	SP	Weight (kg)	L (mm)	z (mm)
50	¾	**761 069 758**	2	0.143	100	75
63	1	**761 069 759**	2	0.228	100	83
75	1	**761 069 760**	2	0.228	100	83
90	1	**761 069 761**	2	0.233	103	86
110	1	**761 069 762**	2	0.226	105	88
125	1	**761 069 763**	2	0.241	108	91
160	1	**761 069 764**	2	0.251	108	91
225	1	**761 069 765**	2	0.282	108	91

5058

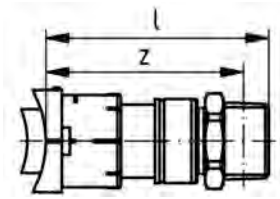

Weld-in-Saddle - male thread

* on request

Aufschweiss-Sattel mit Aussengewinde

* auf Anfrage

	d - d1 (mm)	R (inch)	Code	SP	Weight (kg)	l (mm)	z (mm)
*	125 - 32	1	**761 068 046**	2	0.241	100	90
*	160 - 32	1	**761 068 047**	2	0.251	100	90
*	225 - 32	1	**761 068 048**	2	0.282	100	90

Flange Connections
Flanschverbindungen

5084

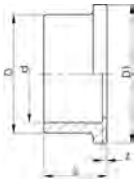

PB flange adaptor

Transition to ball valve 564

PB-Bundbuchse

Passend zu Kugelhahn 546

d (mm)	Code	SP	Weight (kg)	D (mm)	D1 (mm)	L (mm)	z (mm)
20	**761 066 940**	2	0.005	27	33	20	3
25	**761 066 941**	2	0.012	33	44	22	3
32	**761 066 942**	2	0.016	41	53	24	3
40	**761 066 943**	2	0.026	51	65	26	3
50	**761 066 944**	2	0.041	62	77	29	3
63	**761 066 945**	2	0.075	77	99	34	3

5030

Flange adaptor flat

Suitable for flange or union nut

Bundbuchse flach

Passend zu losem Flansch oder Überwurfmutter

d (mm)	Code	SP	Weight (kg)	D (mm)	D1 (mm)	L (mm)	z (mm)
16	**761 066 630**	10	0.005				
20	**761 066 631**	10	0.007	27	34	20	5
25	**761 066 632**	10	0.010	33	41	23	5
32	**761 066 633**	10	0.017	41	50	25	5
40	**761 066 634**	10	0.026	50	61	27	5
50	**761 066 635**	10	0.039	61	73	30	5
63	**761 066 636**	2	0.063	76	90	33	5
75	**761 066 637**	2	0.093	90	106	35	4
90	**761 066 638**	2	0.140	109	125	42	6
110	**761 066 639**	2	0.230	131	150	49	7

5031

Flange adaptor with groove

Suitable for flange or union nut
Including EPDM O-Ring, quality suitable for potable water

Bundbuchse mit Nut

Passend zu losem Flansch oder Überwurfmutter
Inklusive O-Ring, EPDM Trinkwasserqualität

d (mm)	Code	SP	Weight (kg)	D (mm)	D1 (mm)	L (mm)	z (mm)
16	**761 066 640**	10	0.006	22	29	23	8
20	**761 066 641**	10	0.008	27	34	23	8
25	**761 066 642**	10	0.012	33	41	26	8
32	**761 066 643**	10	0.021	41	50	28	8
40	**761 066 644**	10	0.034	50	61	32	10
50	**761 066 645**	10	0.049	61	73	35	10

table continued on the next page

d (mm)	Code	SP	Weight (kg)	D (mm)	D1 (mm)	L (mm)	z (mm)
63	**761 066 646**	2	0.077	76	90	38	10
75	**761 066 647**	2	0.111	90	106	40	9
90	**761 066 648**	2	0.179	109	125	47	11
110	**761 066 649**	2	0.292	131	150	55	13

Butt Fusion
Stumpfschweissen

Fittings
Fittings

5202

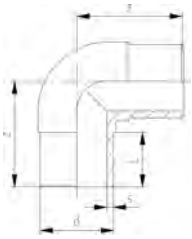

Elbow 90°

- Material: PB

Winkel 90°

- Werkstoff: PB

d (mm)	Code	SP	Weight (kg)	L (mm)	z (mm)
125	**761 065 258**	1	1.615	93	182
160	**761 065 259**	1	3.077	104	213
225	**761 065 260**	1	7.795	122	270
315	**761 065 321**	1	20.990	152	522

5203

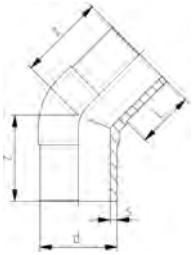

Elbow 45°

- Material: PB

Winkel 45°

- Werkstoff: PB

d (mm)	Code	SP	Weight (kg)	L (mm)	z (mm)
125	**761 065 261**	1	1.246	92	140
160	**761 065 262**	1	2.379	102	162
225	**761 065 263**	1	6.065	122	200
315	**761 065 325**	1	14.000	420	245

5201

INSTAFLEX Tee 90° - equal PB

- Material: PB

T 90° egal

- Werkstoff: PB

d (mm)	Code	SP	Weight (kg)	L (mm)	z (mm)
125	**761 065 255**	1	2.397	93	183
160	**761 065 256**	1	4.312	102	210
225	**761 065 257**	1	11.984	122	270
315	**761 065 320**	1	20.105	569	280

Compression Jointing
Klemmverbindungen

Fittings
Fittings
Accessories
Accessories

3268

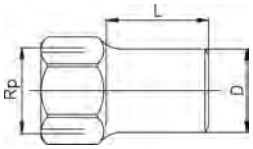

Long cap

Kappe lang

Rp (inch)	Code	SP	Weight (kg)	D (mm)	L (mm)
¾	**760 853 596**	5	0.162	27	34
1	**760 853 527**	5	0.216	32	34

3264

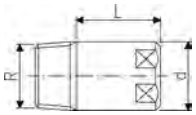

Long plug

Stopfen lang

R (inch)	Code	SP	Weight (kg)	D (mm)	L (mm)
¾	**760 869 989**	5	0.150	27	52
1	**760 869 990**	5	0.211	33	54

3266

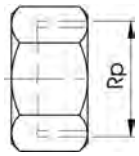

End Cap

Kappe

Rp (inch)	Code	SP	Weight (kg)
¾	**760 853 794**	5	0.084
1	**760 853 706**	5	0.135

3211

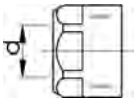

Cap

Including seal

Kappe für Klemmverbindung

Inklusive Dichtung

d (mm)	Code	SP	Weight (kg)
16	**760 853 110**	5	0.051
20	**760 853 150**	5	0.094

3267

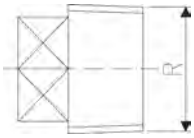

Plug

Stopfen

R (inch)	Code	SP	Weight (kg)
¾	**760 853 792**	5	0.050
1	**760 853 793**	5	0.084

3363

Elbow 90°

Brass: UBA conform

Winkel 90°

Messing: UBA konform

d (mm)	Code	SP	Weight (kg)	z (mm)	z1 (mm)
16	**760 857 047**	5	0.206	22	22
20	**760 857 048**	5	0.280	24	24

3364

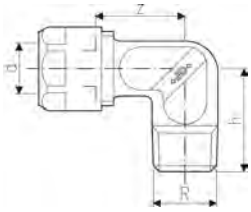

Transition elbow 90° - male thread

Brass: UBA conform

Übergangswinkel 90° mit Aussengewinde

Messing: UBA konform

d (mm)	R (inch)	Code	SP	Weight (kg)	h (mm)	z (mm)
16	½	**760 857 049**	5	0.171	35	27
20	¾	**760 857 052**	5	0.208	35	29
25	¾	**760 857 053**	2	0.236	44	34
20	½	**760 857 051**	5	0.207	35	29
16	¾	**760 857 050**	2	0.188	35	27

3301

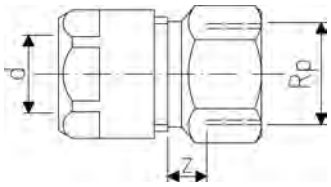

Transition - female thread

Brass: UBA conform

Übergangs-Modul mit Innengewinde

Messing: UBA konform

d (mm)	Rp (inch)	Code	SP	Weight (kg)	z (mm)
16	½	**760 857 019**	5	0.078	12
16	¾	**760 857 020**	5	0.144	15
20	½	**760 857 021**	5	0.204	14
20	¾	**760 857 022**	5	0.174	15

3301

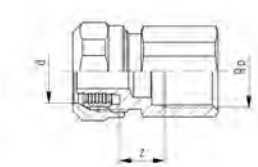

Transition - female thread

Brass: UBA conform
* on request

Übergangs-Modul mit Innengewinde

Messing: UBA konform
* auf Anfrage

	d (mm)	Rp (inch)	Code	SP	Weight (kg)	z (mm)	Remarks
	25	¾	**760 857 023**	1	0.124	7	
	25	1	**760 857 024**	10	0.202	13	
	32	1	**760 857 025**	10	0.261	7	
	40	1 ¼	**760 857 026**	1	0.364	7	
	50	1 ½	**760 857 027**	1	0.506	7	
	63	2	**760 857 028**	1	1.896	9	
	75	2 ½	**760 857 029**	1	1.907	10	without approval
*	90	3	**760 857 030**	1	0.800	9	without approval
*	110	4	**760 857 031**	1	5.800	38	without approval

3310

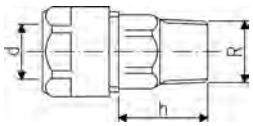

Transition - male thread

Brass: UBA conform

Übergang mit Aussengewinde

Messing: UBA konform

d (mm)	R (inch)	Code	SP	Weight (kg)	h (mm)
16	½	**760 857 032**	5	0.111	30
16	¾	**760 857 033**	5	0.156	34
20	½	**760 857 034**	5	0.148	38
20	¾	**760 857 035**	5	0.230	36

3310

Transition - male thread

Brass: UBA conform
* on request

Übergang mit Aussengewinde

Messing: UBA konform
* auf Anfrage

	d (mm)	R (inch)	Code	SP	Weight (kg)	h (mm)	Remarks
	25	¾	**760 857 036**	1	0.144	35	
	25	1	**760 857 037**	10	0.177	41	
	32	1	**760 857 038**	1	0.293	42	
	40	1 ¼	**760 857 039**	1	0.409	44	
	50	1 ½	**760 857 040**	1	0.576	47	
	63	2	**760 857 041**	1	1.736	32	
	75	2 ½	**760 857 042**	1	2.093	37	without approval
*	90	3	**760 857 043**	1	2.806	32	without approval
*	110	4	**760 857 044**	1	3.429	38	without approval

3320

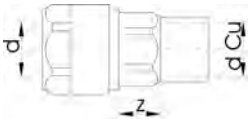

Transition - soldering end, socket

* as long as stock last

Übergang mit Lötmuffe

* solange Vorrat

	d (mm)	dCu (mm)	Code	SP	Weight (kg)	z (mm)
*	16	15	**760 853 114**	2	0.011	14

3321

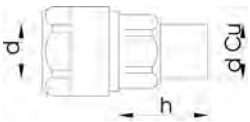

Transition - soldering end, spigot

* as long as stock last

Übergang mit Lötstutzen

* solange Vorrat

	d (mm)	dCu (mm)	Code	SP	Weight (kg)	h (mm)
*	16	15	**760 853 113**	2	0.100	28
*	20	22	**760 854 700**	2	0.190	38

3330

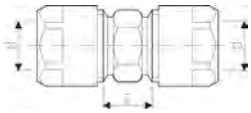

Socket

Brass: UBA conform

Muffe

Messing: UBA konform

d (mm)	Code	SP	Weight (kg)	z (mm)
16	**760 857 045**	2	0.156	26
20	**760 857 046**	2	0.300	28

3350

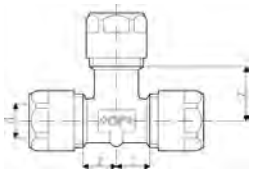

T-piece 90° - equal

Brass: UBA conform

T-Stück 90° egal

Messing: UBA konform

d (mm)	Code	SP	Weight (kg)	z (mm)
16	**760 857 054**	2	0.275	22
20	**760 857 055**	2	0.416	24

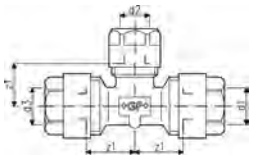

T-piece 90° - reduced

Brass: UBA conform

T-Stück 90° reduziert

Messing: UBA konform

d1 (mm)	d2 (mm)	d3 (mm)	Code	SP	Weight (kg)	z1 (mm)	z2 (mm)	z3 (mm)
20	16	20	**760 857 056**	2	0.380	24	23	23
20	16	16	**760 857 057**	2	0.342	24	23	23
20	20	16	**760 857 058**	2	0.375	24	24	23

3359

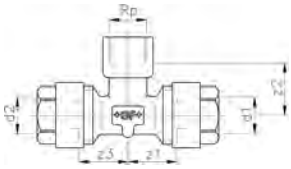

Transition T-piece - female thread

Brass: UBA conform

Übergangs-T mit Innengewinde

Messing: UBA konform

d (mm)	Rp (inch)	Code	SP	Weight (kg)	z1 (mm)	z2 (mm)	z3 (mm)
20	½	**760 857 059**	5	0.340	24	22	24

3358

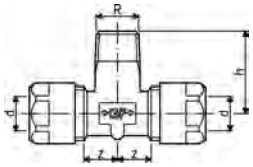

Transition T-piece - male thread

Not UBA conform
* as long as stock last

Übergangs-T 90° mit Aussengewinde

Nicht UBA konform
* solange Vorrat

	d (mm)	R (inch)	Code	SP	Weight (kg)	h (mm)	z (mm)
*	16	½	**760 854 711**	2	0.225	38	19

3360

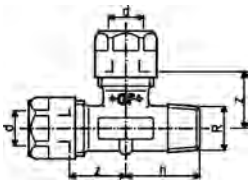

Transition T-piece - male thread

* as long as stock last

Übergangs-T 90° mit Aussengewinde

* solange Vorrat

	d (mm)	R (inch)	Code	SP	Weight (kg)	h (mm)	z (mm)
*	16	½	**760 869 987**	2	0.209	30	22

3312

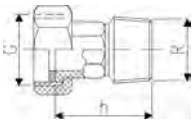

Transition union flat seal - male thread

Including gasket, tesnit blue free of asbestos, according to DIN 3754

Übergangs-Verschraubung

inklusive Dichtung, Tesnit UNI blau asbestfrei nach DIN 3754

G (inch)	R (inch)	Code	SP	Weight (kg)	h (mm)
¾	¾	**760 857 060**	2	0.109	37

3314

Transition pipe

Substitute: GF JRG Sanipex n° 5451.100
* available as long as stock exist

Passrohr

Ersatz: GF JRG Sanipex Nr. 5451.100
* lieferbar so lange Vorrat

	G (inch)	Code	SP	Weight (kg)	L (mm)
*	¾	**760 854 717**	1	0.246	110

Transition module iFIT-INSTAFLEX

Socket fusion transition to iFIT
Thread in DZR brass, UBA (Umwelt Bundesamt, Germany) conform
EPDM sealing hot and cold water approved

Übergangsmodul iFIT - INSTAFLEX

Muffenschweiss-Übergang auf iFIT System
Gewinde mit UBA konformem Messing (Umwelt Bundesamt, Deutschland)
EPDM-Dichtung zugelassen für Warm- und Kaltwasser

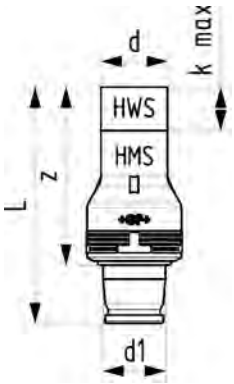

d (mm)	d1 (mm)	Code	SP	Weight (kg)	L (mm)	z (mm)	k max. (mm)
16	16 - 20	**762 101 253**	1	0.075	93	73	22
20	16 - 20	**762 101 254**	1	0.088	96	76	23
25	16 - 20	**762 101 255**	1	0.110	103	83	23
25	25 - 32	**762 101 256**	1	0.164	108	83	23
32	25 - 32	**762 101 257**	1	0.213	144	86	21

Manifolds in nonferrous Metal
Verteiler aus Buntmetall

3270

Manifold 90°

DZR brass suitable for portable water
* as long as stock last

Verteiler 90°

Abgänge Klemmverbinder
* solange Vorrat

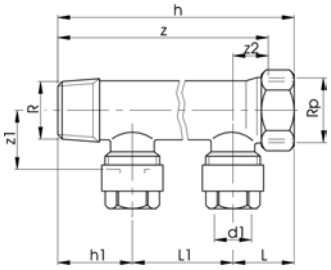

		d (mm)	R (inch)	Rp (inch)	Code	SP	Weight (kg)
	1-fold	16	¾	¾	**760 857 061**	5	0.220
	1-fold	20	¾	¾	**760 857 062**	5	0.283
	2-fold	16	¾	¾	**760 857 063**	5	0.391
*	3-fold	16	¾	¾	**760 857 064**	5	0.561
	4-fold	16	¾	¾	**760 857 065**	5	0.470

		d (mm)	R (inch)	Rp (inch)	L (mm)	L1 (mm)	h (mm)	h1 (mm)	z (mm)	z1 (mm)	z2 (mm)
	1-fold	16	¾	¾	28	0	59	31	45	24	14
	1-fold	20	¾	¾	33	0	69	36	55	26	19
	2-fold	16	¾	¾	28	45	104	31	90	24	14
*	3-fold	16	¾	¾	28	45	149	31	135	24	14
	4-fold	16	¾	¾	28	45	194	31	180	24	14

3250

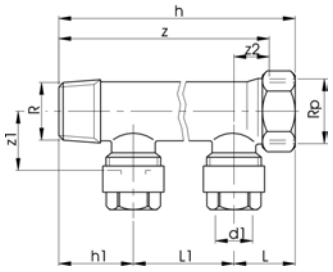

Manifold 90° - 1" (DN 25)

DZR brass suitable for portable water
* as long as stock last

Verteiler 90° - 1" (DN 25)

Abgänge Klemmverbinder
* solange Vorrat

		d (mm)	R (inch)	Rp (inch)	Code	SP	Weight (kg)
*	2-fold	20	1	1	**760 857 069**	5	0.636
*	3-fold	16	1	1	**760 857 070**	1	0.678
*	4 fold	16	1	1	**760 857 071**	1	0.877

		d (mm)	R (inch)	Rp (inch)	L (mm)	L1 (mm)	h (mm)	h1 (mm)	z (mm)	z1 (mm)	z2 (mm)
*	2-fold	20	1	1	33	60	135	42	118	29	16
*	3-fold	16	1	1	28	45	152	34	135	29	11
*	4 fold	16	1	1	28	45	197	34	180	29	11

Accessories
Zubehör

3800

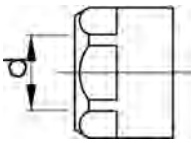

Union nut

Überwurfmutter

d (mm)	Code	SP	Weight (kg)
16	**760 853 018**	5	0.034
20	**760 853 071**	2	0.047

3801

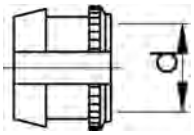

Clamping ring

Klemmring

d (mm)	Code	SP	Weight (kg)
16	**760 853 019**	5	0.011
20	**760 853 072**	2	0.016

3211

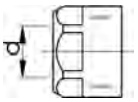

Cap

Including seal

Kappe

Inklusive Dichtung

d (mm)	Code	SP	Weight (kg)
16	**760 857 072**	5	0.051
20	**760 857 073**	5	0.094

3803

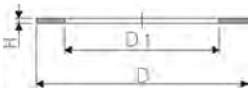

Seal for cap

Material: Tesnit UNI blue, free of asbestos according to DIN 3754

Dichtung zu Kappe

Material: Tesnit UNI blue, asbestfrei, zulässig nach DIN 3754

d-d (mm)	Code	SP	Weight (kg)	D (mm)	D1 (mm)	H (mm)
16 - 20	**760 853 021**	5	0.002	15	6	3

3266

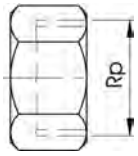

End cap

Endkappe

Rp (inch)	Code	SP	Weight (kg)
¾	**760 857 074**	5	0.089
1	**760 857 075**	5	0.135

3268

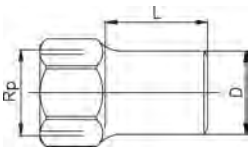

Long cap

Kappe lang

Rp (inch)	Code	SP	Weight (kg)	D (mm)	L (mm)
¾	**760 857 142**	5	0.162	27	34
1	**760 857 143**	5	0.216	32	34

3267

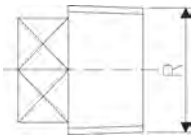

Plug

Plug

R (inch)	Code	SP	Weight (kg)
¾	**760 857 076**	5	0.058
1	**768 291 006**	10	0.115

3264

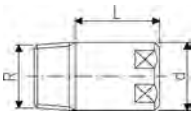

Long plug

Stopfen lang

R (inch)	Code	SP	Weight (kg)	D (mm)	L (mm)
¾	**760 857 144**	5	0.150	27	52
1	**760 857 145**	5	0.211	33	54

3804

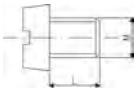

Screw for plate

For pipe outlets without box
From the INSTAFLEX range

Zylinderschraube zu Laschen

Für Armaturenanschlüsse ohne Gehäuse
Aus dem INSTAFLEX Sortiment

M (mm)	Code	SP	Weight (kg)		L (mm)
6	**760 853 022**	100	0.004		8
6	**760 856 040**	100	0.005	self tapping	16

3419

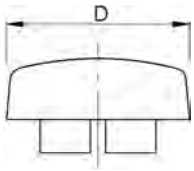

Cap chromium, to valve PB concealed

Kappe verchromt, zu UP-Ventil

d-d (mm)	Code	SP	Weight (kg)	D (mm)
20 - 32	**760 853 786**	1	0.033	68

3286

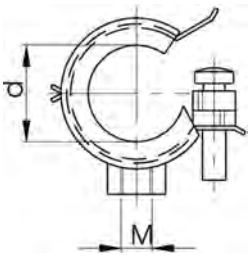

Mounting bracket M8 with rubber

For service cabinet

Verteilerträger mit Gummieinlage

Für Verteilerkasten

d (inch)	Code	SP	Weight (kg)	M (mm)
¾	**760 856 212**	10	0.029	8

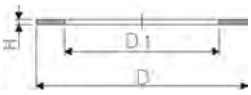

Seal for mounting bolt

From the INSTAFLEX range

Dichtung zu Montagebolzen

Aus dem INSTAFLEX Sortiment

D (mm)	D1 (mm)	Code	SP	Weight (kg)	H (mm)
10	4	**760 854 045**	10	0.003	2

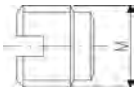

Plug for mounting bolt

From the INSTAFLEX range

Stopfen zu Montagebolzen

Aus dem INSTAFLEX Sortiment

M (mm)	Code	SP	Weight (kg)
12	**760 854 918**	10	0.005

3156

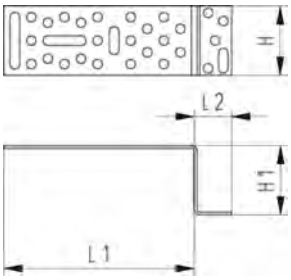

Angular support

Including screws

Lasche

Inklusive Schrauben

L1 (mm)	Code	SP	Weight (kg)	L2 (mm)	H (mm)	H1 (mm)
138	**760 853 080**	10	0.126	27	50	50

3157

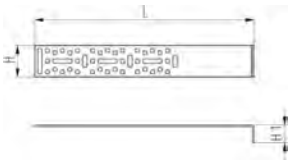

Angular support for double wall

Including screws

Lasche für Vorwandmontage

Inklusive Schrauben

L (mm)	Code	SP	Weight (kg)	H (mm)	H1 (mm)
350	**760 854 683**	10	0.307	50	28

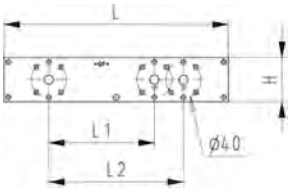

Distance plate

For single and dual pipe outlets

Distanzhalter

Für Armaturenanschlüsse einfach und doppelt

	L (mm)	Code	SP	Weight (kg)	L1 (mm)	L2 (mm)	H (mm)
3154	202	**760 853 722**	5	0.275	77	100	50
3155	255	**760 853 723**	10	0.361	120	153	50

INSTAFLEX BIG
INSTAFLEX BIG

Elbow 90°

- Material: PB

Winkel 90°

- Werkstoff: PB

d (mm)	GF Code	SP	Weight (kg)
315	**761 065 321**	1	20.990

Elbow 45°

- Material: PB

Winkel 45°

- Werkstoff: PB

d (mm)	Code	SP	Weight (kg)
315	**761 065 325**	1	14.000

INSTAFLEX Tee 90° - equal PB

- Material: PB

T-Stück egal

- Werkstoff: PB

d (mm)	GF Code	SP	Weight (kg)
315	**761 065 320**	1	20.105

Reduction

- Material: PB

Reduktion

- Werkstoff: PB

d (mm)	GF Code	SP	Weight (kg)
225 - 315	**761 065 322**	1	7.933

Flange adapter

- Material: PB

Vorschweissbund

- Werkstoff: PB

d (mm)	GF Code	SP	Weight (kg)
315	**761 065 323**	1	5.227

Machines and Tools
Maschinen und Werkzeuge

Electro Fusion
Elektroschweissen

6000

Electro fusion control unit-Type HWSG-3

Technical data: Voltage 230V, Power max 1400W, Frequency 50/60Hz, Protection class IP 54, Main connection (3m) with EU-Standard plug
* only for CH / swiss plug

Heizwendelschweiss-Gerät 230V, Typ HWSG-3

Technische Daten: Spannung 230V, Leistung max. 1400W, Frequenz 50/60Hz, Schutzklasse IP 54, Netzanschluss (3m, Eurostecker) 2 Stk. Schweisskabel mit Winkelstecker 90°, 1 Stk. Schweisskabel mit geradem Stecker
* nur für CH / mit CH Stecker

	d-d (mm)	Code	SP	Weight (kg)	Dimensions (mm)	Size (inch)
	16 - 110	**761 069 021**	1	4.142	294	324
*	16 - 110	**761 069 020**	1	4.047	294	324

6000

Electro fusion control unit-Type HWSG-3 - 110V

Including welding cable for fittings without tool case, primary cable 110V, primary cable 230V Primary cable (3m) with Euro standard plug EU-Standard plug
Technical data: voltage 110V and 230V variable, power output max. 1500W
Technical specifications: frequency 47/65Hz, protection rate IP54, incl. power-supply cable 110V and 230V (3m) with EU-Standard plug
* on request

Heizwendelschweiss-Gerät 110V, Typ HWSG-3

Inklusiv Schweisskabel für Fittings ohne Werkzeugkoffer, Primärkabel 110 V, Primärkabel 230 V Schweisskabel (3m) mit EU Standard Stecker
Technische Daten: Spannung 110V und 230V variabel, Leistung max. 1500W
Technische Spezifikation: Frequenz 47/65 Hz, Schutzklasse IP 54, inkl. Netzanschluss 110V und 230V (3m) mit EU Standard Stecker
* auf Anfrage

	d-d (mm)	Code	SP	Weight (kg)	Dimensions (mm)	Size (inch)
*	16 - 110	**761 069 015**	1	11.500	294	324

6005

Primary cable 110V

* on request

Netzkabel 110V

* auf Anfrage

	Code	SP	Weight (kg)	Length (m)
*	**761 069 012**	1	0.400	3

6005

Primary cable 230V

* on request

Netzkabel 230V

* auf Anfrage

	Code	SP	Weight (kg)	Length (m)
*	**761 069 013**	1	0.380	3

6001

Welding cable PUR straight - HWSG-3 - 110V

Matches to HWSG-3 - 110V
* on request

Ersatz Schweisskabel für Formteile

Matches to HWSG-3 - 110V
* auf Anfrage

Code	Weight (kg)
761 069 011	0.271

6001

Welding cable angle PUR - HWSG-3 - 110V

Matches to HWSG-3 - 110V
* on request

Ersatz Schweisskabel PUR, mit Winkelstecker für HWSG-3 110V für Formteile

Matches to HWSG-3 - 110V
* auf Anfrage

	d (mm)	Code	SP	Weight (kg)	Length (m)
*	16 - 110	**761 069 016**	1	0.264	3

6001

Welding cable angle

Matches to HWSG-3 - 230V

Ersatz Schweisskabel mit Winkelstecker

Passend zu HWSG-3 - 230V

d (mm)	Code	SP	Weight (kg)	Length (m)
16 - 110	**761 069 006**	1	0.246	3

6001

Welding cable straight

Matches to HWSG-3 - 230V

Ersatz Schweisskabel mit geradem Stecker

Passend zu HWSG-3 - 230V

d (mm)	Code	SP	Weight (kg)	Length (m)
16 - 110	**761 069 001**	1	0.255	3

6001

Welding cable triple 8 m

Matches to HWSG-3 - 230V
2 pcs. with cable straight
1 pc. with cable angle
* on request

Ersatz Schweisskabel 3-fach 8m lang

Passend zu HWSG-3 - 230V
2 Stk. Kabel mit geradem Stecker
1 Stk. Kabel mit Winkelstecker
* auf Anfrage

	Code	SP	Weight (kg)	Length (m)
*	**761 069 008**	1	1.753	8

Socket Fusion Muffenschweissen

5128

Socket fusion machine BTM 110

Packed in a wooden case, usable as working table, prism clamp device for pipes, round clamping units for fittings d16-d110, pipe support adjustable. Without heating element. Requires heating element catalogue number 761 066 895

Muffenschweissmaschine BTM 110

Holzkiste (einsetzbar als Werkbank), Prisma-Spanner für Rohre, Rundspannelemente zur Formteilaufnahme d16-d110 mit Schnellverschluss, Rohrstütze.Ohne Heizelement. **Zubehör 761 066 895 notwendig (Heizbuchsen inkl. Werkzeuge)!**

l (mm)	h (mm)	Code	SP	Weight (kg)	h1 (mm)	h2 (mm)	h3 (mm)
867	1191	**761 066 894**	0	95.000	787	404	728

5129

Accessories for socket fusion machine BTM 110

Toolbox (included in delivery code 761 066 895) heating element with electronic temperature regulation, voltage 230V, power 800W, heating bushes d16-d110, tempil sticks 253°C and 274°C, timer, gtemplate, gloves, support, grip, pipe shears, pipe cutter d32-d110, chamfering tool

Zubehör zu Muffenschweissmaschine BTM 110

Holzeinsatz (im Lieferumfang 761 066 894 enthalten), Handschweissgerät mit elektronischer Temperaturregelung, Spannung 230 V, Leistung 800 Watt, Heizbüchse d16-d110, Temperaturstifte 253°C und 274°C, Timer, Markierlehre, Handschuhe, Halter, Griff, Rohrschere, Rohrschneider d32-d110.

Code	Weight (kg)
761 066 895	10.000

5101

Heating element 230V

Scope of delivery: elctronic temperature regulation, Voltage 230V, Power 800W, Instruction for the socket fusion jointing
* only for CH / swiss plug

Handschweissgerät 230V

Bestehend aus: elektronische Temperaturregelung, Spannung 230V, Leistung 800 Watt, inklusive Schweissanleitung
* nur für CH / mit CH Stecker

	d-d (mm)	Code	SP	Weight (kg)
	16 - 63	**761 066 804**	1	1.639
*	16 - 63	**761 066 751**	1	1.646

5101

Heating element 30° - 230V

Special for weld-in-saddle
With Schuko-Plug CEE
* on request

Heizelement 30° 230V

speziell für Aufschweiss-Sattel
mit Schuko-Stecker nach CEE
* auf Anfrage

	D (mm)	Code	SP	Weight (kg)
*	16 - 50	**761 066 877**	1	1.550

5102



Support

As a storage possibility for Handheld heating element

Halter

Als Abstellmöglichkeit für das Handschweissgerät

Code	SP	Weight (kg)
761 066 801	1	0.986

5130

Heating bushes

Heating bushes for the entire INSTAFLEX socket fusion range (in conjunction with the BTM 110 fusion machine)

Heizbuchsen

Heizbuchsen für das gesamte Heizelement-Muffenschweissen Sortiment (in Verwendung mit Muffenschweissmaschine BTM 110)

d (mm)	Code	SP	Weight (kg)
16	**761 066 756**	1	0.189
20	**761 066 757**	1	0.284
25	**761 066 758**	1	0.366
32	**761 066 759**	1	0.369
40	**761 066 760**	1	0.321
50	**761 066 761**	1	0.460
63	**761 066 762**	1	0.609
75	**761 066 881**	1	1.108
90	**761 066 882**	1	1.740
110	**761 066 883**	1	2.450

5056

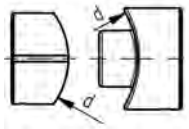

Heating bushes for weld-in saddle PB

d = Pipe dim.

Heizbuchsen für Aufschweiss-Sattel PB

d = Rohr Dim.

d (mm)	Code	SP	Weight (kg)	Remarks
40	**761 068 027**	1	0.129	Drill bitt d20-d32
50	**761 068 028**	1	0.156	Drill bitt d20-d32
63	**761 068 029**	1	0.199	Drill bitt d20-d32
75	**761 068 030**	1	0.216	Drill bitt d20-d32
90	**761 068 031**	1	0.272	Drill bitt d20-d32
110	**761 068 032**	1	0.298	Drill bitt d20-d32

5056

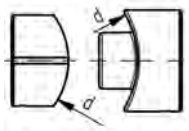

Heating bushes for weld-in saddle PB

For heating element straight
d = Pipe dim.

Heizbüchsen für Aufschweiss-Sattel PB

For heating element straight
d = Rohr Dim.

d (mm)	Code	SP	Weight (kg)	Remarks
125	**761 068 033**	1	0.376	Drill bitt d20-d32
125	**761 068 034**	1	0.510	Drill bitt d40-d50
160	**761 068 035**	1	0.568	Drill bitt d20-d32
160	**761 068 036**	1	0.658	Drill bitt d40-d50
225	**761 068 037**	1	1.013	Drill bitt d20-d32
225	**761 068 038**	1	1.019	Drill bitt d40-d50

5057

Drill bit for weld-in saddle

Bohrer für Aufschweiss-Sattel PB

d (mm)	Code	SP	Weight (kg)
20 - 32	**761 068 039**	1	0.132
40 - 50	**761 068 040**	1	0.232

Fuseal-Template - electro fusion jointing

Fuseal-HWS-Markierlehre

Dimension (mm)	Code	SP	Weight (kg)
1 1/2"- 6"	**761 069 622**	1	0.010

5100

Heating element - complete 230V

Scope of delivery: Metal case, Heating element with electronic temperature regulation Voltage 230V, Power 800W, Heating bushes d16-d63, Tempil sticks 253°C and 274°C, Timer, Template, Gloves, Support, Grip, Pipe shears, Pipe cutter d32-d63, Chamfering tool
* only for CH / swiss plug

Handschweissgerät 230V komplett

Bestehend aus: Metallkoffer, Handschweissgerät mit elektronischerTemperaturregelung, Spannung 230V, Leistung 800 Watt, Heizbüchse d16-d63, Temperaturstifte 253°C und 274°C, Timer, Markierlehre, Handschuhe, Halter, Griff, Rohrschere, Rohrschneider d32-d63
* nur für CH / mit CH Stecker

	d-d (mm)	Code	SP	Weight (kg)
	16 - 63	**761 066 802**	1	11.679
*	16 - 63	**761 066 750**	1	11.735

Metal case

- For heating element and accessories

Metallkoffer, leer

- Für Handschweissgerät und Zubehör

Code	SP	Weight (kg)
761 066 752	0	4.150

General Tools
Allgemeine Werkzeuge

6610

Pipe cutting machine CMB 225

State-of-the art cutting machine for polyolefin pipes in diameter d110-d230.
Scope of delivery: Cutting machine CMB 225 (1 pcs.), Machines cutter CW 225 (3 pcs.), Pipe brackets PS 225 (4 pcs.), Wrench for cutter-change (1 pcs.)

Rohrschneidemaschine CMB 225

Neuartige Trennmaschine für Polyolefin-Rohre mit einem Durchmesser von d110-d230.
Lieferumfang: Trennmaschine CMB 225 (1 Stk.), Ersatzschneidrad zu CMB 225 (3 Stk.), Rohrauflagen PS 225 (4 Stk.), Schlüssel für Schneidradwechsel (1 Stk.)

Voltage	Code	SP	Weight (kg)
110V	**761 070 322**	0	38.000
220V	**761 070 319**	0	38.000

6013

Cutting insert for CMB 225

Schneideeinsatz zu CMB 225

d (mm)	Code	SP	Weight (kg)
50 - 110	**761 070 323**	0	2.000

6011

Machines cutter CW 225

Replacement cutting wheel for cutting machine CMB 225

Schneidrad CW 225

Ersatzschneidrad für Rohrschneidemaschine CMB 225.

Cutting depth (mm)	Code	SP	Weight (kg)
26	**761 070 320**	1	0.240

3908

Pipe shears

Rohrschere

d-d (mm)	Code	SP	Weight (kg)
16 - 25	**760 853 279**	1	0.295

6012

Pipe support

Pipe support for cutting machine CMB 225

Rohrauflage

zum fachgerechten Trennen mit der Rohrschneidmaschine CMB 225.

d (mm)	Code	SP	Weight (kg)	GP	Type
110 - 225	**761 070 321**	1	1.500	0	PS 225
50 - 110	**761 070 324**	0	1.400	0	PS 110

5302

Chamfering tool

Anfaswerkzeug

d-d (mm)	Code	SP	Weight (kg)
25 - 110	**761 066 836**	1	0.830

5303

Spare blades for Chamfering tool

Ersatzmesser für Anfaswerkzeug

d-d (mm)	Code	SP	Weight (kg)
25 - 110	**761 066 795**	1	0.016

5314

Template for fusion joints

To mark the coupler

Markierlehre

Zum Markieren von Muffenschweisslängen

d-d (mm)	Code	SP	Weight (kg)
16 - 63	**761 066 800**	1	0.014

Tangit KS-Cleaning Tissues

- Special cleaner for plastic fusion connections in the materialof PP, PE, PVDF and PB
- DVGW approved
- DW 5290 BR 0464

Tangit KS-Reinigungstücher

- Spezialreiniger für Verbindungen in den Materialien PP, PE, PVDF und PB
- DVGW zugelassen
- DW 5290 BR 0464

Contents	Code	SP	Weight (kg)
1 dispenser with 100 tissues	**799 298 024**	8	0.333

Tools for Compression Joints
Werkzeuge für die Klemmverbindung

3905

Assembly tongs

Montagezange

d (mm)	Code	SP	Weight (kg)
16 - 20	**760 853 743**	1	0.503
25	**760 869 950**	1	0.418

3954

Ratched spanner

For tightening and loosening of compression fittings d16 and d20

Ratschenschlüssel

Zur Montage der Klemmverbindungen d16 und d20

d (mm)	SW (mm)	Code	SP	Weight (kg)
16	24	**760 854 916**	1	0.280
20	27	**760 854 917**	1	0.321

6006

Ball-head socket wrench - crossbar handle

Kugelkopf Stiftschlüssel mit Quergriff

d-d (mm)	Code	SP	Weight (kg)	SW (mm)
16 - 63	**761 066 843**	2	0.038	3
75 - 110	**761 066 844**	2	0.038	4

3948

Spanner

Tool to change the heating bushes

Sechskantschlüssel

Zum Wechseln der Heizbuchsen

SW (mm)	Code	SP	Weight (kg)
6	**760 854 906**	1	0.038

6007

1/4" screwdriver bit - ball-head

Schraubendreher-Bit 1/4" mit Kugelkopf

d-d (mm)	Code	SP	Weight (kg)	SW (mm)
16 - 63	**761 066 845**	5	0.007	3
75 - 110	**761 066 846**	5	0.007	4

5314



Template, Electrofusion - HWS

HWS-Markierlehre

d-d (mm)	Code	SP	Weight (kg)
16 - 110	**761 069 602**	1	0.065

5310

Tempil sticks

Temperaturstift

Temperature (°C)	Code	SP	Weight (kg)	Color
253	**761 066 796**	1	0.012	yellow
274	**761 066 797**	1	0.014	red

Marker

For plastic pipes and fittings

Markierstift

Für Kunststoffrohre und Fittinge

Type	Code	SP	Weight (kg)
Black	**761 070 325**	10	0.010

5320

Gloves

Handschuhe

Code	SP	Weight (kg)
761 066 799	1	0.115

Seminar- and Training Documents
Seminar- und Trainingsdokumente

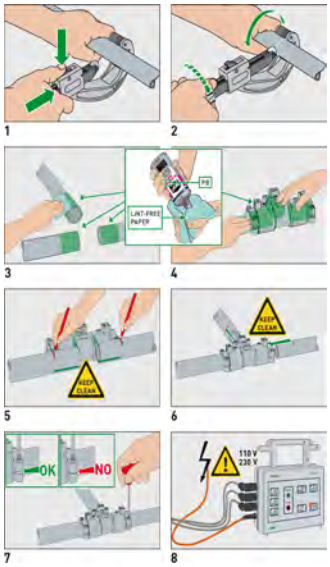

Technical manuals jointing technologies

This document is digital available on our website
For high resolution pictures for your seminar or your presentation, please ask your local sales agent

Technische Dokumentation für Verbindungstechnologien

Dieses Dokument steht Ihnen auf unserer Homepage digital zur Verfügung
Für Bilder in Hochauflösung für Präsentationen kontaktieren Sie bitte Ihren lokalen Verkäufer

Description	Code	SP	d (mm)	Size
Electro fusion HWS	**760 809 081**	10	16-110	DIN A5
Electro fusion	**760 809 084**	1200	125, 160, 225	DIN A5
Socket fusion HMS	**760 809 085**	10	16-110	DIN A5
System valve BTV 2	**760 809 086**	10	20-63	DIN A5

Current product range INSTAFLEX / iFIT

This document is digital available on our website

Aktuelles Produktsortiment INSTAFLEX / iFIT

Dieses Dokument steht Ihnen auf unserer Homepage digital zur Verfügung

Size	Code	SP
DIN A4	**760 809 100**	10

3999

Jointing technology sample

Compression joint / electro fusion / socket fusion

Verbindungstechnik

Pressverbindung / Elektroschweissen / Muffenschweissen

d (mm)	Code	SP	Weight (kg)
16 - 40	**760 854 994**	1	0.823

INSTAFLEX / iFIT Accessories
INSTAFLEX / iFIT Zubehör

3100

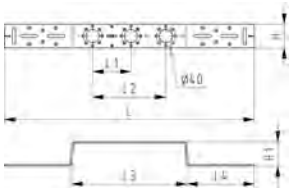

Angular plate

With hole circle 40 and thread M 6
From the INSTAFLEX range
* suitable also for GIS

Distanzhalter gekröpft

Mit Lochkreis 40 und Gewinde M6
Aus dem INSTAFLEX Sortiment
* passend auch für GIS

	L (mm)		Code	SP	Weight (kg)	L1 (mm)	L2 (mm)	L3 (mm)	L4 (mm)	H (mm)	H1 (mm)
	370	single	**760 869 917**	5	0.461			80	145	50	51
	470	double	**760 869 916**	5	0.566	100		180	145	50	51
*	523	triple	**760 869 915**	5	0.601	80	153	233	145	50	51
*	523	double	**760 856 042**	5	0.600		153	233	145	50	51

3101

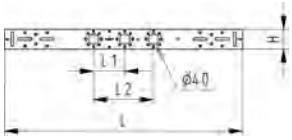

Distance plate - flat

With hole circle 40 and thread M6
From the INSTAFLEX range

Distanzhalter flach

Mit Lochkreis 40 und Gewinde M6
Aus dem INSTAFLEX Sortiment

L (mm)		Code	SP	Weight (kg)	L1 (mm)	L2 (mm)	H (mm)
452	single	**760 869 920**	5	0.464			50
552	double	**760 869 919**	5	0.564	100		50
605	triple	**760 869 918**	5	0.624	80	153	50

3102

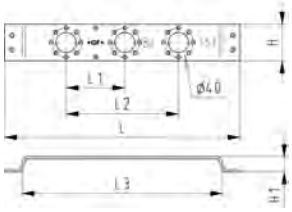

Distance plate for dry lined walls

Lightweight construction walls
With hole circle 40 and thread M6

Distanzhalter

Für Ständerwände
Mit Lochkreis 40 und Gewinde M6

L (mm)	Code	SP	Weight (kg)	L1 (mm)	L2 (mm)	L3 (mm)	H (mm)	H1 (mm)
321	**760 869 921**	5	0.374	80	153	273	50	21

3103

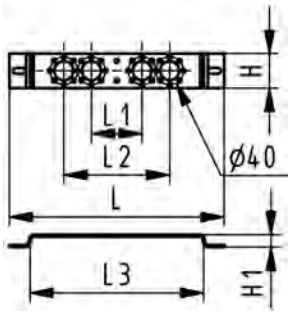

GIS distance plate for dry lined walls

With hole circle 40 and thread M6
From the INSTAFLEX range

GIS Distanzhalter

Mit Lochkreis 40 und Gewinde M6
Aus dem INSTAFLEX Sortiment

L (mm)	Code	SP	Weight (kg)	L1 (mm)	L2 (mm)	L3 (mm)	H (mm)	H1 (mm)
310	**760 855 133**	0	0.292	80	153	250	50	21

3152

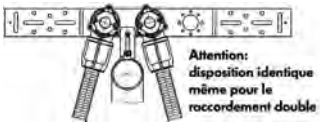

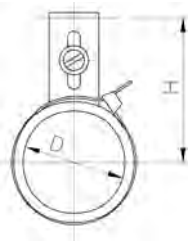

Bracket for waste pipe

From the INSTAFLEX range

Ablaufhalter

Aus dem INSTAFLEX Sortiment

D (mm)	Code	SP	Weight (kg)	H (mm)
56	**760 854 677**	1	0.032	65 - 80

3171

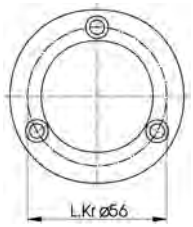

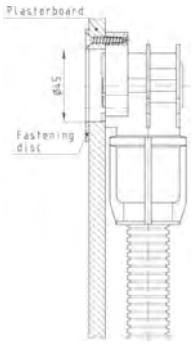

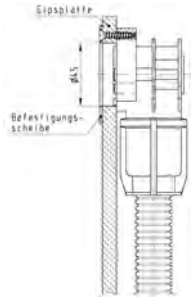

Fastening disc

For lightweight construction walls - single fitting connection/double fitting connection - 1/2" thread
Including screws
From the INSTAFLEX range

Befestigungs-Scheibe

Für Leichtbauständerwände mit Armaturenanschluss einfach/doppelt mit Anschlussgewinde 1/2"
inklusive Schrauben
Aus dem INSTAFLEX Sortiment

Code	SP	Weight (kg)
760 856 204	2	0.050

3935

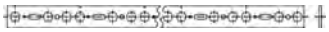

Installation bar - length 2 m

Suitable for pipe outlet installation

Montageschiene in 2 m-Längen

Für die Montage der Armaturenanschlüssen

L (mm)	Code	SP	Weight (kg)
2000	**760 853 683**	5	2.840

Table of contents

Pipes	408
Adapters	415
Valves	416
Modules	418
Outlet Joints	427
Manifolds	435
Heating Assortment	439
Tools	441

Technical Data

Materials
Polybutylene, PE-RT/Al/PE-RT, PPSU, Brass

Dimension range
d16 - d32

Jointing technology
Push-fit Technology

Operating pressure
to 10 bar

Operating temperature
0°C to +95°C

Technische Daten

Werkstoffe
Polybutylen, PE-RT/Al/PE-RT, PPSU, Messing

Dimensionsbereich
d16 - d32

Verbindungstechnologie
Steckfitting-System

Betriebsdruck
bis 10 bar

Betriebstemperatur
0°C bis +95°C

Advantages

- Low stock costs thanks to modular concept
- Fast, easy and safe push-fit technology
- No power supply required
- Low tool investments
- Detachable connection

Vorteile

- Niedrige Lagerkosten dank Adapter-Modul-Technologie
- Schnelle, einfache und sichere Verbindungstechnik
- Montage ohne elektrische Energie möglich
- Geringe Werkzeuginvestitionen
- Lösbare Verbindung

Pipes
Rohre

Pipes
Rohre



iFIT Multilayer pipe, insulated 10mm

- Description: in coils
- Material: Polyethylene PE-RT/Al/PE-RT (white)
- Insulation: W/mK 0.035

iFIT Multilayer pipe, insulated 10mm

- Beschreibung: in Ringen
- Werkstoff: Polyethylen PE-RT/Al/PE-RT (weiss)
- Insulation: W/mK 0.035

d (mm)	s (mm)	Code	SP	Weight (kg)	d1 (mm)	s1 (mm)	L (m)
16	2.0	**762 101 367**	25	0.230	36	10	50
20	2.0	**762 101 368**	25	0.180	40	10	50
25	2.5	**762 101 317**	25	0.450	45	10	25

iFIT Multilayer pipe, insulated 6mm

- Description: in coils
- Material: Polyethylene PE-RT/Al/PE-RT (white)
- Insulation: W/mK 0.035

iFIT Multilayer pipe, insulated 6mm

- Beschreibung: in Ringen
- Werkstoff: Polyethylen PE-RT/Al/PE-RT (weiss)
- Insulation: W/mK 0.035

d (mm)	s (inch)	GF Code	d1 (mm)	s1 (mm)	L (m)
16	2.0	**762 101 365**	28	6	50
20	2.0	**762 101 366**	32	6	50
25	2.5	**762 101 314**	37	6	25

4500

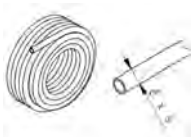

iFIT Multilayer pipe

- Description: in coils
- Material: Polyethylene PE-RT/Al/PE-RT (white)

iFIT Mehrschichtverbundrohr

- Beschreibung: in Ringen
- Werkstoff: Polyethylen PE-RT/Al/PE-RT (weiss)

d (mm)	s (mm)	Code	SP	Weight (kg)	L (m)
16	2.0	**762 101 000**	100	0.119	100
16	2.0	**762 101 014**	200	0.118	200
20	2.0	**762 101 001**	50	0.154	50
25	2.5	**762 101 130**	50	0.289	50
32	3.0	**762 101 131**	50	0.354	50

iFIT Multilayer pipe with blue labeling

- Description: in coils
- Material: Polyethylene PE-RT/Al/PE-RT (white)
- Labeling: blue

iFIT Mehrschichtverbundrohr mit blauer Beschriftung

- Beschreibung: in Ringen
- Werkstoff: Polyethylen PE-RT/Al/PE-RT (weiss)
- Beschriftung: blau

d (mm)	s (inch)	GF Code	SP	Weight (kg)	Color	L (m)
16	2.0	**762 101 307**	100	0.119	blue	100
20	2.0	**762 101 301**	50	0.154	blue	50

---

iFIT Multilayer pipe with red labeling

- Description: in coils
- Material: Polyethylene PE-RT/Al/PE-RT (white)
- Labeling: red

iFIT Mehrschichtverbundrohr mit roter Beschriftung

- Beschreibung: in Ringen
- Werkstoff: Polyethylen PE-RT/Al/PE-RT (weiss)
- Beschriftung: rot

d (mm)	s (inch)	GF Code	SP	Weight (kg)	Color	L (m)
16	2.0	**762 101 306**	100	0.119	red	100
20	2.0	**762 101 300**	50	0.154	red	50

4505

iFIT Multilayer pipe, protected

- Description: in coils
- Material: Polyethylene PE-RT/Al/PE-RT (white), PE protective conduit (black)

iFIT Mehrschichtverbundrohr, im Schutzrohr

- Beschreibung: in Ringen
- Werkstoff: Polyethylen PE-RT/Al/PE-RT (weiss), PE Schutzrohr (schwarz)

d (mm)	s (mm)	Code	SP	Weight (kg)	D (mm)	L (m)
16	2.0	**762 101 003**	75	0.194	25	75
16	2.0	**762 101 194**	75	0.194	25	75
20	2.0	**762 101 004**	50	0.246	30	50
20	2.0	**762 101 195**	50	0.246	30	50

4510

iFIT Multilayer pipe in bars, 5.0m

- Description: in bars
- Material: Polyethylene PE-RT/Al/PE-RT (white)

iFIT Mehrschichtverbundrohr

- Beschreibung: in Stangen
- Werkstoff: Polyethylen PE-RT/Al/PE-RT (weiss)

d (mm)	s (mm)	Code	SP	Weight (kg)	L (m)
16	2.0	**762 101 005**	45	0.118	5
20	2.0	**762 101 006**	45	0.154	5
25	2.5	**762 101 007**	50	0.284	5
32	3.0	**762 101 008**	20	0.354	5

4502

iFIT Multilayer pipe, insulated 6mm

- Description: in coils
- Material: Polyethylene PE-RT/Al/PE-RT (white), insulation W/mK 0.040

iFIT Mehrschichtverbundrohr, isoliert 6mm

- Beschreibung: in Ringen
- Werkstoff: Polyethylen PE-RT/Al/PE-RT (weiss), Isolation W/mk 0.040

d (mm)	s (mm)	Code	SP	Weight (kg)	d1 (mm)	s1 (mm)	L (m)
16	2.0	**762 101 024**	50	0.150	28	6	50
20	2.0	**762 101 032**	50	0.200	32	6	50
25	2.5	**762 101 043**	25	0.400	37	6	25

4502

iFIT Multilayer pipe, insulated 9mm

- Description: in coils
- Material: Polyethylene PE-RT/Al/PE-RT (white), insulation W/mK 0.040

iFIT Mehrschichtverbundrohr, isoliert 9mm

- Beschreibung: in Ringen
- Werkstoff: Polyethylen PE-RT/Al/PE-RT (weiss), Isolation W/mk 0.040

d (mm)	s (mm)	Code	SP	Weight (kg)	d1 (mm)	s1 (mm)	L (m)
16	2.0	**762 101 076**	50	0.230	34	9	50
20	2.0	**762 101 078**	50	0.188	38	9	50
25	2.5	**762 101 082**	25	0.450	43	9	25

4502

iFIT Multilayer pipe, insulated 13mm

- Description: in coils
- Material: Polyethylene PE-RT/Al/PE-RT (white), insulation W/mK 0.040

iFIT Mehrschichtverbundrohr, isoliert 13mm

- Beschreibung: in Ringen
- Werkstoff: Polyethylen PE-RT/Al/PE-RT (weiss), Isolation W/mk 0.040

s (mm)	d (mm)	Code	SP	Weight (kg)	d1 (mm)	L (m)
13	16	**762 101 086**	50	0.300	42	50
13	20	**762 101 090**	50	0.400	46	50
13	25	**762 101 104**	25	0.500	51	25

4515

iFIT Polybutene pipe, protected

- Description: in coils
- Material: Polybutene (grey), PE protection (black)

iFIT Polybutenrohr, im Schutzrohr

- Beschreibung: in Ringen
- Werkstoff: Polybuten (grau), PE Schutzrohr (schwarz)

d (mm)	SDR	PN (bar)	s (mm)	Code	SP	Weight (kg)	D (mm)	L (m)
16	11	16	2.0	**762 101 012**	60	0.164	25	60
20	11	16	2.0	**762 101 013**	60	0.207	30	60
25	11	16	2.5	**762 101 011**	30	0.286	34	30

4516

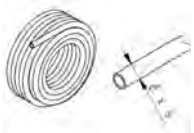

iFIT Polybutene pipe

- Description: in coils
- Material: Polybutene (grey)

iFIT Polybutenrohr

- Beschreibung: in Ringen
- Werkstoff: Polybuten (grau)

d (mm)	SDR	PN (bar)	s (mm)	Code	SP	Weight (kg)	L (m)
16	11	16	2.0	**762 101 126**	60	0.088	60
16	11	16	2.0	**762 101 201**	420	0.088	420
20	11	16	2.0	**762 101 127**	60	0.115	60
25	11	16	2.5	**762 101 128**	30	0.178	30

4511

iFIT Polybutene pipe in bars, 5.0m

- Description: in bars
- Material: Polybutene (grey)

iFIT Polybutenrohr

- Beschreibung: in Stangen
- Werkstoff: Polybuten (grau)

d (mm)	SDR	PN (bar)	s (mm)	Code	SP	Weight (kg)	L (m)
16	11	16	2	**762 101 160**	45	0.088	5
20	11	16	2	**762 101 161**	45	0.115	5
25	11	16	3	**762 101 162**	50	0.178	5
32	11	16	3	**762 101 163**	20	0.272	5

Accessories for Pipes
Zubehör für Rohre

3920

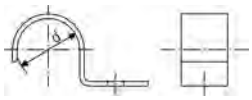

Single pipe clip

- Material: metal

Rohrbride einfach

- Werkstoff: Metall

d (mm)	d1 (mm)	Code	Weight (kg)
25	16	**760 853 254**	0.025
30	20	**760 853 567**	0.029
35	25	**760 854 951**	0.029

3915

Double pipe clip

- Material: metal

Rohrbride doppelt

- Werkstoff: Metall

d (mm)	d1 (mm)	Code	Weight (kg)
25	16	**760 853 628**	0.047

3890

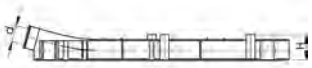

Pipe transfer piece

- Material: plastic

Schalungskasten

- Werkstoff: Kunststoff

d (mm)	Code	Weight (kg)	L (mm)	H (mm)
16 - 20	**760 853 299**	0.116	45	40

3891

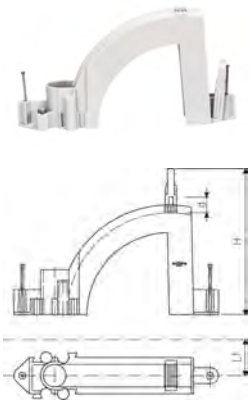

Pipe transfer bend

- Material: plastic

Schalungsdurchführung

- Werkstoff: Kunststoff

d (mm)	Code	SP	Weight (kg)	L1 (mm)	H (mm)
16 - 20	**760 853 300**	18	0.113	45	180

3892

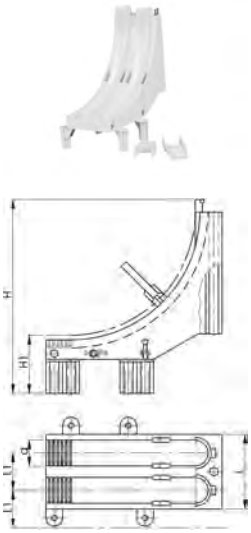

Insta pipe support

- Material: plastic

Rohrstütze

- Werkstoff: Kunststoff

d (mm)	Code	Weight (kg)	L (mm)	L1 (mm)	H (mm)	H1 (mm)
16 - 20	**760 853 399**	0.269	90	45	235	70

3921

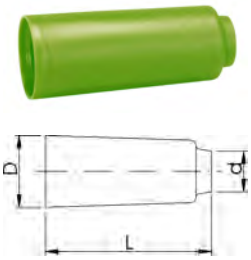

iFIT / INSTAFLEX Cap long blue for protective pipe

- Material: polyethylene

Tülle für Schutzrohr

- Werkstoff: Polyethylen

d (mm)	Colors	Code	SP	Weight (kg)	D (mm)	L (mm)
16	red	**760 854 986**	10	0.005	25	70
16	blue	**762 101 235**	10	0.005	25	70
20	red	**760 854 988**	10	0.005	30	70
20	green	**760 854 989**	10	0.006	30	70

3930

Pipe binder

Rohrbinder

d-d (mm)	Code	Weight (kg)	L (mm)
16 - 40	**760 853 283**	0.000	200
50 - 75	**760 853 284**	0.001	300
90 - 110	**760 854 984**	0.003	430

Wall inlet plug iFIT Tools

Abpressstopfen für Rohr

d (mm)	Code	SP	Weight (kg)
16	**762 101 150**	1	0.253
20	**762 101 151**	1	0.257
25	**762 101 152**	1	0.223
32	**762 101 153**	1	0.380

Pipe draw coupling iFIT Tools

Rohrzugkupplung

d (mm)	Code	SP	Weight (kg)
16	**762 101 154**	1	0.044
20	**762 101 155**	1	0.090

Adapters
Adapter

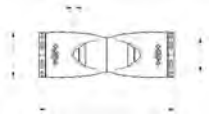

Double coupling

- Material: PPSU

Doppelkupplung

- Werkstoff: PPSU

d (mm)	GF Code	SP	Weight (kg)	d1 (mm)	L (mm)	z (mm)
20	**762 101 359**	1	0.060	34	100	5
25	**762 101 360**	1	0.147	45	128	8

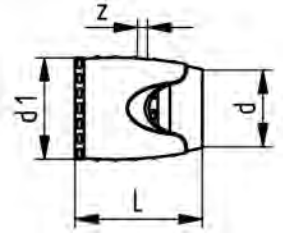

Adaptor

- Material: PPSU, PA

Adapter

- Werkstoff: PPSU, PA

d (mm)	d1 (mm)	Code	SP	Weight (kg)	L (mm)	z (mm)
16	30	**762 101 030**	10	0.024	48	5
20	34	**762 101 031**	10	0.028	49	5
25	45	**762 101 034**	5	0.067	62	8
32	52	**762 101 035**	5	0.085	63	8

Valves
Armaturen



Concealed shut-off valve

- Material: gunmetal

UP Absperrventil

- Werkstoff: Rotguss

d (mm)	Code	SP	Weight (kg)	d2 (mm)	d3 (mm)	d4 (mm)	h1 (mm)	h2 (mm)	h3 (mm)	h4 (mm)	l (mm)
16 - 20	**762 101 227**	1	0.300	39	34	71	18	28	43 - 270	24	88
25 - 32	**762 101 228**	1	0.500	39	34	71	27	28	43 - 270	24	112

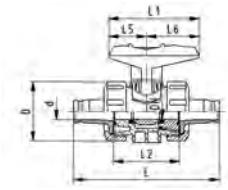

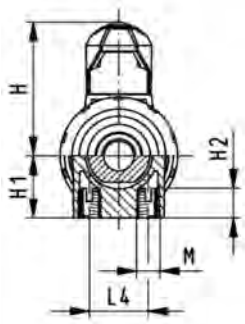

Ball valve type 547
With iFIT connection

Model:

- For easy installation and removal
- Ball seals PTFE
- Integrated stainless steel mounting inserts
- Material: PP-H
- iFIT connection for d16/20

Kugelhahn Typ 547
Mit iFIT Anschluss

Ausführung:

- Radial ein- und ausbaubar
- Kugeldichtung PTFE
- Integrierte Gewindebuchsen für die Befestigung der Armatur
- Material: PP-H
- iFIT Anschluss für d16/20

d (mm)	DN (mm)	PN (bar)	EPDM Code	Weight (kg)
16 - 20	15	10	**167 547 812**	0.152

d (mm)	DN (mm)	PN (bar)	D (mm)	H (mm)	H1 (mm)	H2 (mm)	L (mm)	L1 (mm)	L2 (mm)	L4 (mm)	L5 (mm)	L6 (mm)	M (mm)
16 - 20	15	10	50	57	27	12	126	77	56	25	32	45	6

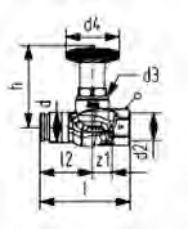

Manifold shut-off valve

- Material: gunmetal

Verteiler Absperrventil

- Werkstoff: Rotguss

d (mm)	Code	SP	Weight (kg)	d2 Rp (inch)	d3 G (inch)	d4 (mm)	l (mm)	l2 (mm)	h (mm)	z1 (mm)
25 - 32	**762 101 229**	1	0.440	¾	¾	53	90	52	82	23

Modules
Module

Modules
Module

Cap for adaptor

- Material: plastic

Kappe für Adapter

- Werkstoff: Kunststoff

d (mm)	SDR	PN (bar)	s (mm)	Code	SP	Weight (kg)
16	11	16	2.0	**762 101 017**	5	0.004
25	11	16	2.5	**762 101 027**	5	0.009

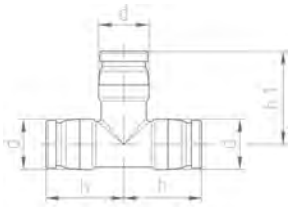

T-piece module

- Material: PPSU

T-Modul

- Werkstoff: PPSU

d (mm)	Code	SP	Weight (kg)	h (mm)	h1 (mm)
16 - 20	**762 101 042**	10	0.017	31	37
25 - 32	**762 101 181**	5	0.053	45	54

4602

T-piece module

- Material: PPSU

T-Modul mit Rohrkontur

- Werkstoff: PPSU

d (mm)	GF Code	SP	Weight (kg)	h (mm)	h1 (mm)
16/20 - 20	**762 101 349**	5	0.016	33	41

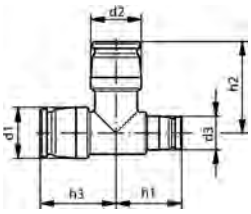

T- piece module - reduced

- Material: PPSU

T-Modul reduziert

- Werkstoff: PPSU

d1 (mm)	d2 (mm)	d3 (mm)	Code	SP	Weight (kg)	h1 (mm)	h2 (mm)	h3 (mm)
25 - 32	25 - 32	16 - 20	**762 101 183**	2	0.045	45	54	39
25 - 32	16 - 20	25 - 32	**762 101 185**	2	0.044	45	48	45
25 - 32	16 - 20	16 - 20	**762 101 187**	2	0.036	45	48	39

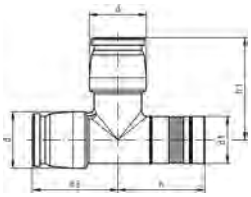

T-piece module - pipe outline

- Material: PPSU

T-Modul mit Rohrkontur

- Werkstoff: PPSU

d (mm)	Code	SP	Weight (kg)	d1 (mm)	h (mm)	h1 (mm)	h2 (mm)
16 - 20	**762 101 204**	5	0.017	20	41	37	32
25 - 32	**762 101 205**	2	0.044	25	46	54	45

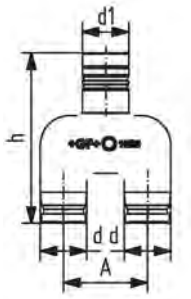

Y-Module

- Material: PPSU

Y-Modul

- Werkstoff: PPSU

d (mm)	Code	SP	Weight (kg)	d1 (mm)	h (mm)	A (mm)
16 - 20	**762 101 233**	5	0.032	20	74	36

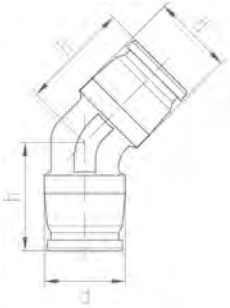

iFIT Elbow module 45°

- Material: PPSU

Winkel-Modul 45°

- Werkstoff: PPSU

d (mm)	Size (inch)	PN (bar)	SDR	Code	SP	Weight (kg)	h (mm)
25 - 32		16	11	**762 101 180**	5	0.033	40

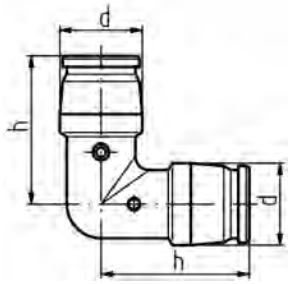

iFIT Elbow module 90°

- Material: PPSU

Winkel-Modul 90°

- Werkstoff: PPSU

d (mm)	Size (inch)	PN (bar)	SDR	Code	SP	Weight (kg)	h (mm)
16 - 20		16	11	**762 101 046**	10	0.013	36
25 - 32		16	11	**762 101 179**	5	0.042	54

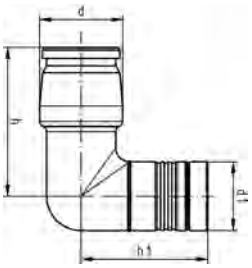

iFIT Elbow module 90° - pipe outline

- Material: PPSU

Winkel-Modul 90° mit Rohrkontur

- Werkstoff: PPSU

d (mm)	Size (inch)	PN (bar)	SDR	Code	SP	Weight (kg)	d1 (mm)	h1 (mm)	h (mm)
16 - 20	20	16	11	**762 101 202**	5	0.013	20	40	36
25 - 32	25	16	11	**762 101 203**	2	0.030	25	46	54

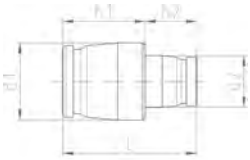

Reducing module

- Material: PPSU

Reduktions-Modul

- Werkstoff: PPSU

d1 (mm)	d2 (mm)	Code	SP	Weight (kg)	L (mm)	h1 (mm)	h2 (mm)
25 - 32	16 - 20	**762 101 177**	2	0.018	52	32	20

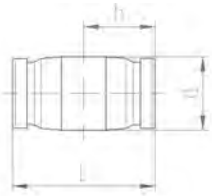

Coupler/reducing module

- Material: PPSU

Muffe-/Reduktions-Modul

- Werkstoff: PPSU

d (mm)	Code	SP	Weight (kg)	L (mm)	h (mm)
16 - 20	**762 101 044**	10	0.008	43	22
25 - 32	**762 101 175**	5	0.023	56	28

Transition Modules
Übergangs-Module

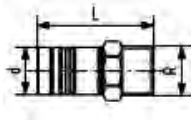

Male thread adaptor 1/2" - pipe outline

- Material: brass, dezincification resistant

Rohrkonturmodul mit Aussengewinde

- Werkstoff: Messing, entzinkungsbeständig

d (mm)	Code	SP	Weight (kg)	L (mm)	R (inch)
20	**762 101 238**	2	0.064	49	½

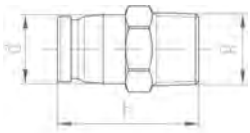

Transition module - male thread

- Material: brass, dezincification resistant

Übergangs-Modul mit AG

- Werkstoff: Messing, entzinkungsbeständig

d (mm)	R (inch)	Code	SP	Weight (kg)	h (mm)
16 - 20	⅜	**762 101 346**	5	0.057	42
16 - 20	½	**762 101 265**	10	0.060	42
16 - 20	¾	**762 101 266**	10	0.071	43
25 - 32	¾	**762 101 277**	2	0.135	51
25 - 32	1	**762 101 278**	2	0.175	55

Transition module - female thread

- Material: brass, dezincification resistant

Übergangs-Modul mit IG

- Werkstoff: Messing, entzinkungsbeständig

d (mm)	Rp (inch)	Code	SP	Weight (kg)	h (mm)	z (mm)
16 - 20	½	**762 101 267**	10	0.065	36	23
16 - 20	¾	**762 101 268**	10	0.085	39	24
25 - 32	¾	**762 101 279**	2	0.127	45	31
25 - 32	1	**762 101 280**	2	0.175	49	32

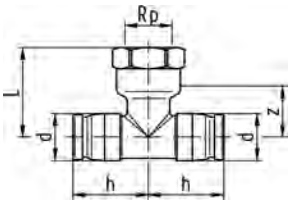

Transition Tee module - female thread

- Material: brass, dezincification resistant

Übergangs-T-Modul mit IG

- Werkstoff: Messing, entzinkungsbeständig

d (mm)	SDR	PN (bar)	Rp (inch)	Code	SP	Weight (kg)	L (mm)	h (mm)	z (mm)
16 - 20	11	16	½	**762 101 272**	5	0.129	38	32	25
25 - 32	11	16	¾	**762 101 289**	2	0.291	50	43	35

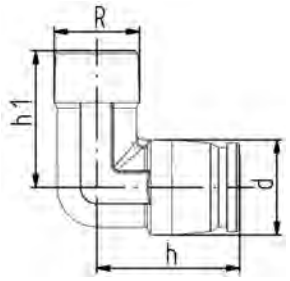

iFIT Transition elbow module - male thread

- Material: brass, dezincification resistant

Übergangs-Winkel-Modul mit AG

- Werkstoff: Messing, entzinkungsbeständig

d (mm)	Thread Type	Size (inch)	PN (bar)	SDR	Code	SP	Weight (kg)	h (mm)	h1 (mm)
16 - 20	R	½	16	11	**762 101 270**	10	0.071	30	34
16 - 20	R	¾	16	11	**762 101 271**	10	0.076	30	35
25 - 32	R	¾	16	11	**762 101 285**	2	0.189	45	43
25 - 32	R	1	16	11	**762 101 286**	2	0.214	45	45

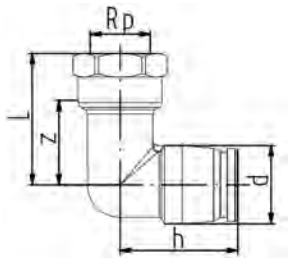

iFIT Transition elbow module - female thread

- Material: brass, dezincification resistant

Übergangs-Winkel-Modul mit IG

- Werkstoff: Messing, entzinkungsbeständig

d (mm)	Thread Type	Size (inch)	PN (bar)	SDR	Code	SP	Weight (kg)	L (mm)	h (mm)	z (mm)
16 - 20	Rp	½	16	11	**762 101 287**	10	0.102	38	32	25
16 - 20	Rp	¾	16	11	**762 101 290**	10	0.120	40	36	22

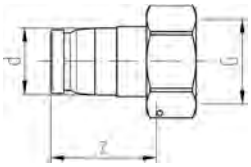

Transition union module - flat sealed

Supplied with sealing
** on request
- Material: brass, dezincification resistant

Übergangs-Verschraubungs-Modul/flachdichtend

inkl. Dichtung
auf Anfrage
- Werkstoff: Messing, entzinkungsbeständig

	d (mm)	G (inch)	Code	SP	Weight (kg)	z (mm)
**	16 - 20	½	**762 101 276**	2	0.070	41
	16 - 20	¾	**762 101 273**	5	0.064	35
	25 - 32	¾	**762 101 281**	2	0.155	48
	25 - 32	1	**762 101 282**	2	0.179	55
	25 - 32	1 ¼	**762 101 283**	2	0.251	48
	25 - 32	1 ½	**762 101 284**	2	0.357	50

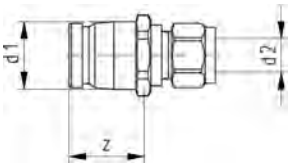

Transition module iFIT - Copper

** on request
- Material: brass

iFIT-Kupfer Übergangsmodul

auf Anfrage
- Werkstoff: Messing

	d1 (mm)	d2 (mm)	Code	SP	Weight (kg)	z (mm)
	16 - 20	10	**762 101 322**	10	0.070	22
**	16 - 20	12	**762 101 292**	10	0.050	19
**	16 - 20	15	**762 101 293**	10	0.060	22

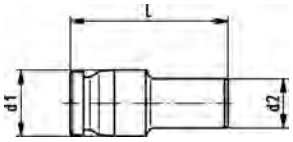

Transition module iFIT - Press

- Material: gunmetal

iFIT-Press Übergangs-Modul

- Werkstoff: Rotguss

d1 (mm)	d2 (mm)	Code	SP	Weight (kg)	L (mm)
16 - 20	12	**762 101 327**	5	0.038	50
16 - 20	15	**762 101 190**	2	0.036	54
16 - 20	18	**762 101 191**	2	0.037	56
25 - 32	22	**762 101 192**	2	0.105	70
25 - 32	28	**762 101 193**	2	0.103	70

Transition module iFIT - JRG Sanipex MT

- Material: brass, dezincification resistant

iFIT-Sanipex MT Übergangs-Modul

- Werkstoff: Messing, entzinkungsbeständig

d1 (mm)	d2 (mm)	Code	SP	Weight (kg)	l (mm)
16 / 20	26	**762 101 323**	2	0.091	49
16 / 20	32	**762 101 324**	2	0.145	57
25 / 32	32	**762 101 325**	2	0.185	64

Transition module iFIT - JRG Sanipex

- Material: brass, dezincification resistant

Übergangs-Modul iFIT - JRG Sanipex

- Werkstoff: Messing, entzinkungsbeständig

D (mm)	GF Code	SP	Weight (kg)	d (mm)	d1 (mm)	l (mm)
16 - 12	**762 101 347**	5	0.061	12	16	58

Transition module iFIT - sudoFIT

- Material: brass

Transition module iFIT - sudoFIT

- Werkstoff: Messing

d (mm)	GF Code	SP	Weight (kg)	d1 (mm)	l (mm)	l1 (mm)
16 - 20	**762 101 243**	10	0.054	12	42	20
16 - 20	**762 101 244**	10	0.060	14	42	20
16 - 20	**762 101 245**	10	0.060	15	42	20
16 - 20	**762 101 246**	10	0.120	18	53	20
16 - 20	**762 101 247**	5	0.140	22	54	20
25 - 32	**762 101 248**	2	0.190	22	62	28

Transition module iFIT - ELGEF

- Description: for cold water
- Material: brass, PE

Transition module iFIT - ELGEF

- Description: for cold water
- Material: brass, PE

d (mm)	GF Code	SP	Weight (kg)	d1 (mm)	l (mm)
16/20 - 20	**762 101 350**	1	0.087	20	98

WC Connection Modules
WC Anschlussmodule

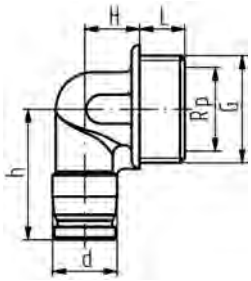

WC connection module concealed

- Material: brass, dezincification resistant, plastic

UP-Spülkastenanschluss Modul

- Werkstoff: Messing, entzinkungsbeständig, Kunstoff

d (mm)	Rp (inch)	Code	SP	Weight (kg)	G (inch)	L (mm)	H (mm)	h (mm)
16 - 20	½	**762 101 262**	5	0.147	1	14	17	41

Adapter with push fit nipple

- Description: Compatible to GEBERIT male thread MF 1/2"
- Matierial: decinzification resistant brass
- Constisting of: Incl. protection cap

* low lead

Übergang mit Stecknippel

- Beschreibung: Passend zu GEBERIT Aussengewinde MF 1/2"
- Matierial: decinzification resistant brass
- Besteht aus: Inkl. Schutzkappe

* low lead

d (mm)	d2 (inch)	Code	SP	Weight (kg)	L (mm)	⬡
16 - 20	½	**762 101 264**	1	0.060	53	24

Elbow with push fit nipple

- Description: Compatible to GEBERIT male thread MF 1/2"
- Matierial: decinzification resistant brass
- Constisting of: Incl. protection cap

* low lead

Winkel mit Stecknippel

- Beschreibung: Passend zu GEBERIT Aussengewinde MF 1/2"
- Matierial: decinzification resistant brass
- Besteht aus: Inkl. Schutzkappe

* low lead

d (mm)	d2 (inch)	Code	SP	Weight (kg)	L (mm)	h (mm)	⬡
16 - 20	½	**762 101 263**	5	0.085	45	34	24

Accessories for Modules
Zubehör für Module

Plug module-side

With air-vent screw 1/2"

Abpressstopfen für Modul

Mit Entlüftungsschraube 1/2"

d (mm)	Code	SP	Weight (kg)
16 - 20	**762 101 207**	1	0.140
25 - 32	**762 101 208**	1	0.196

Outlet Joints
Armaturenanschlüsse

Outlet Joints
Armaturenanschlüsse

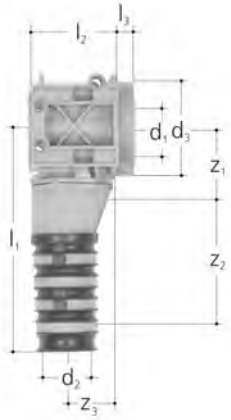

iFIT Box 90°

- Material: brass (low lead), plastic
- Connection: female thread
- Consisting of: box body, box foot, bend

iFIT Dose 90°

- Werkstoff: Messing (bleiarm), Kunststoff
- Anschluss: Innengewinde
- Bestehend aus: Dosenkörper, Dosenfuss, Dosenbogen

d (mm)	Rp (inch)	GF Code	SP	Weight (kg)
16 - 20	½	**762 101 303**	10	0.205
16 - 20	¾	**762 101 304**	10	0.200

d (mm)	Rp (inch)	b (mm)	d1 Rp (inch)	d2 (mm)	d3 (mm)	l1 (mm)	l2 (mm)	l3 (mm)	z1 (mm)	z2 (mm)	z3 (mm)
16 - 20	½	64	½	29	47	118	41	10	44	50	17
16 - 20	¾	64	¾	29	47	118	41	10	44	50	15

iFIT Box 90° with extended threaded connection

- Material: brass (low lead), plastic
- Connection: female thread
- Consisting of: box body, box foot, bend, cone grip union

iFIT Dose 90° mit verlängertem Anschlussgewinde

- Werkstoff: Messing (bleiarm), Kunststoff
- Anschluss: Innengewinde
- Bestehend aus: Dosenkörper, Dosenfuss, Bördelverschraubungen

d-d (mm)	GN (inch)	Code	SP	Weight (kg)
16 - 20	½	**762 101 345**	10	0.279

b (mm)	d1 Rp (inch)	d2 (mm)	d3 (mm)	l1 (mm)	l2 (mm)	l3 (mm)	l5 (mm)	z1 (mm)	z2 (mm)	z3 (mm)
64	½	25	47	109	41	1	20	37	50	21

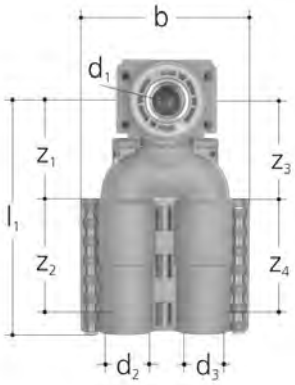



iFIT Box 2-way 90°

- Material: brass (low lead), plastic
- Connection: female thread
- Consisting of: box body, box foot, bend

iFIT Dose 2-fach 90°

- Werkstoff: Messing (bleiarm), Kunststoff
- Anschluss: Innengewinde
- Bestehend aus: Dosenkörper, Dosenfuss, Dosenbogen

d (mm)	Rp (inch)	GF Code	SP	Weight (kg)
16 - 20	½	**762 101 305**	1	0.320

d (mm)	Rp (inch)	b (mm)	d1 Rp (inch)	d2 (mm)	d3 (mm)	d5 (mm)	l1 (mm)	l2 (mm)	l3 (mm)	z1 (mm)	z2 (mm)	z3 (mm)	z4 (mm)	z5 (mm)
16 - 20	½	110	½	29	25	47	148	41	10	69	50	66	50	17

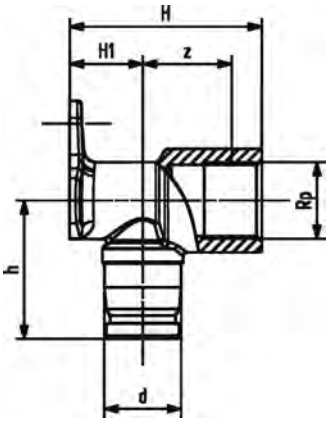

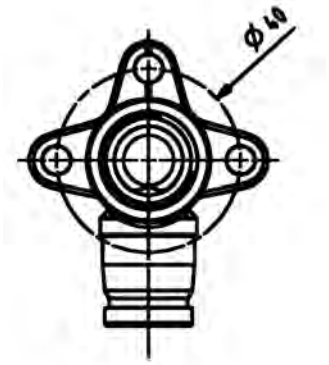

iFIT Single pipe outlet module

- Material: brass, dezincification resistant

iFIT Armaturenanschluss-Modul einfach

- Werkstoff: Messing, entzinkungsbeständig

	d (mm)	Rp (inch)	Code	SP	Weight (kg)	H (mm)	H1 (mm)	h (mm)	z (mm)
	16 - 20	½	**762 101 364**	10	0.181	50	19	36	12
*	16 - 20	½	**762 101 274**	5	0.181	64	19	36	32
	16 - 20	½	**762 101 321**	2	0.272	95	19	39	63
*	16 - 20	¾	**762 101 260**	2	0.173	44	19	39	11

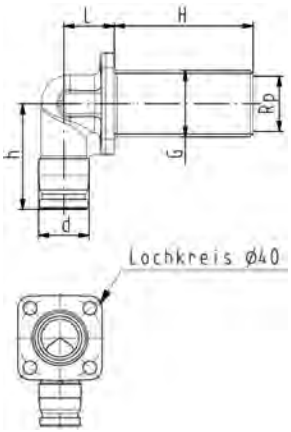

iFIT Single pipe outlet module brass With single pipe outlet 1/2" - 3/4"

- Material: brass, dezincification resistant

iFIT Armaturenanschluss-Modul einfach 1/2" - 3/4"

- Werkstoff: Messing, entzinkungsbeständig

	d (mm)	Rp (inch)	Code	SP	Weight (kg)	H (mm)	h (mm)	G (inch)	L (mm)
	16 - 20	½	**762 101 047**	1	0.197	55	42	¾	20
*	16 - 20	½	**762 101 269**	1	0.197	55	42	¾	20
	16 - 20	½	**762 101 357**	1	0.225	45	42	¾	20

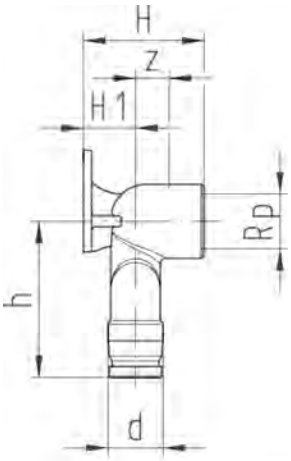

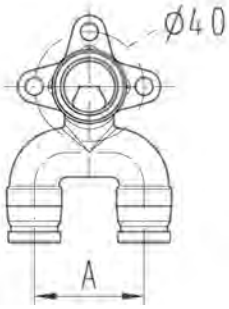

Dual pipe outlet module

- Material: brass, dezincification resistant

Armaturenanschluss-Modul doppelt

- Werkstoff: Messing, entzinkungsbeständig

d (mm)	Rp (inch)	Code	SP	Weight (kg)	A (mm)	H (mm)	H1 (mm)	h (mm)	z (mm)
16 - 20	½	**762 101 261**	2	0.240	40	50	19	57	12
16 - 20	½	**762 101 275**	2	0.282	40	64	19	57	32



Plate for GIS profile with drain pipe clamp

- Material: brass, dezincification resistant, steel, galvanized, plastic, rubber
- Connection: iFIT, female thread, Geberit system (GIS)

Armaturenplatte für GIS Profil mit Ablaufhalter

- Werkstoff: Messing, entzinkungsbeständig, Stahl, verzinkt, Kunstoff, Gummi
- Anschluss: iFIT, Innengewinde, Geberit System (GIS)

d (mm)	Rp (inch)	Code	SP	Weight (kg)
16 - 20	½	**762 101 241**	1	1.015

d (mm)	Rp (inch)	d2 (mm)	d3 (mm)	h (mm)	h1 (mm)	h2 (mm)	h3 (mm)	h4 (mm)	l (mm)	l1 (mm)	l2 (mm)
16 - 20	½	10	50 - 70	64	111	98	71	22	248	223	153



Plate for GIS profile

- Material: brass, dezincification resistant, steel, galvanized, plastic, rubber
- Connection: iFIT, female thread, Geberit system (GIS)

Armaturenplatte für GIS Profil

- Werkstoff: Messing, entzinkungsbeständig, Stahl, verzinkt, Kunstoff, Gummi
- Anschluss: iFIT, Innengewinde, Geberit System (GIS)

d (mm)	Rp (inch)	Code	SP	Weight (kg)	d2 (mm)	h (mm)	h1 (mm)	h2 (mm)	h3 (mm)	h4 (mm)	l (mm)	l1 (mm)	l2 (mm)
16 - 20	½	**762 101 240**	1	0.925	10	64	111	98	71	22	248	223	153

Accessories for Outlet Joints
Accessoires zu Armaturenanschlüssen

Sound proofing for pipe outlet

- single or double
- Material: rubber

Schallschutz für Armaturenanschlüsse

- einfach oder doppelt
- Werkstoff: Gummi

	Code	SP	Weight (kg)
Set single	**762 101 036**	5	0.077
Set double	**762 101 037**	2	0.123

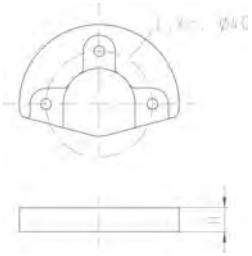

Sound proofing for pipe outlet

- Material: rubber

Schallschutz für Armaturenanschlüsse

- Werkstoff: Gummi

H (mm)	Code	SP	Weight (kg)
11	**762 101 033**	10	0.011

3938

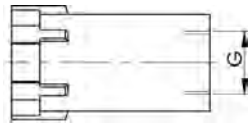

Fastening sleeve

From the INSTAFLEX range

Befestigungshülse

Aus dem INSTAFLEX Sortiment

Rp (inch)	Code	Weight (kg)
½	**760 853 298**	0.050

3937

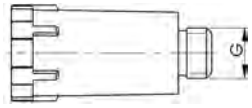

Wall inlet plug

*Replacement seal code no. 760 853 175, on request

Abpresszapfen

*Ersatzdichtung Code Nr. 760 853 175, auf Anfrage erhältlich

G (inch)	Code	SP	Weight (kg)
½	**760 853 297**	10	0.088

3936

Mounting bolt

Montagebolzen

G (inch)	Code	SP	Weight (kg)
½	**760 853 291**	5	0.138

3067

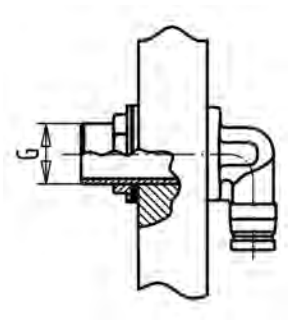

Fastening set

Appropriate to outlet joint with male thread
Consists of: Union nut, washer, seal

Befestigungssatz

Appropriate to outlet joint with male thread
Consists of: Union nut, washer, seal

Code	Weight (kg)
760 854 699	0.031

3935

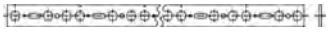

Installation bar

Montageschiene

L (mm)	Code	SP	Weight (kg)
2000	**760 853 683**	5	2.840

3101

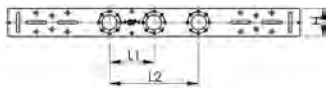

Distance plate flat

With hole circle 40 and thread M6
From the INSTAFLEX range

Distanzhalter flach

Mit Lochkreis 40 und Gewinde M6
Aus dem INSTAFLEX Sortiment

	Code	SP	Weight (kg)	H (mm)	L (mm)	L1 (mm)	L2 (mm)
single	**760 869 920**	5	0.464	50	452		
triple	**760 869 918**	5	0.624	50	605	80	153

3100

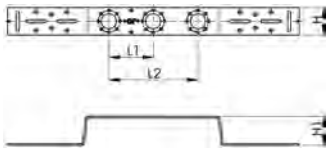

Angular plate

With hole circle 40 and thread M6
* suitable also for GIS

Distanzhalter gekröpft

Mit Lochkreis 40 und Gewinde M6
* passend auch für GIS

		Code	SP	Weight (kg)	L (mm)	L1 (mm)	L2 (mm)	L3 (mm)	L4 (mm)	H (mm)	H1 (mm)
	single	**760 869 917**	5	0.461	370			80	145	50	51
*	triple	**760 869 915**	5	0.601	523	80	153	233	145	50	51

3152

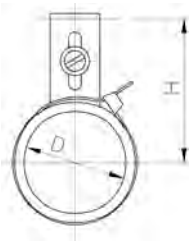

Bracket for waste pipe

Ablaufhalter

D (mm)	Code	SP	Weight (kg)	H (mm)
56	**760 854 677**	1	0.032	65 - 80

Manifolds
Verteiler

Manifolds
Verteiler

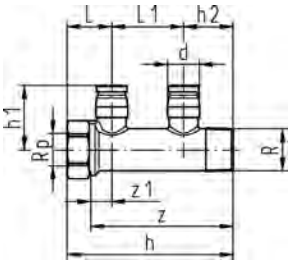

iFIT Manifold module brass

- Material: brass, dezincification resistant

Verteiler-Modul

- Werkstoff: Messing, entzinkungsbeständig

d (mm)	Thread Type	Size (inch)	outlet	Code	SP	Weight (kg)
16 - 20	Rp & R	¾	2-fold	**762 101 294**	2	0.315
16 - 20	Rp & R	¾	3-fold	**762 101 295**	2	0.444
16 - 20	Rp & R	¾	4-fold	**762 101 296**	2	0.573

d (mm)	h (mm)	h1 (mm)	h2 (mm)	L (mm)	L1 (mm)	z (mm)	z1 (mm)
16 - 20	123	40	35	33	55	109	19
16 - 20	178	40	35	33	55	164	19
16 - 20	233	40	35	33	55	219	19

4550

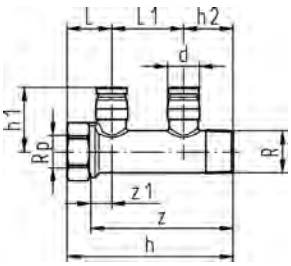

iFIT Manifold module brass
with center-to-center distance of 45 mm

low-lead brass, dezincification resistant
** on request

Verteiler-Modul
mit Achsabstand 45mm

* bleiarm
auf Anfrage

	d (mm)	Thread Type	Size (inch)	outlet	Code	SP	Weight (kg)
**	16 - 20	Rp & R	¾	2-fold	**762 101 048**	2	0.267
*,**	16 - 20	Rp & R	1	2-fold	**762 101 209**	50	0.436
	16 - 20	Rp & R	¾	3-fold	**762 101 049**	2	0.371
	16 - 20	Rp & R	¾	4-fold	**762 101 053**	2	0.527
	16 - 20	Rp & R	1	2-fold	**762 101 291**	50	0.436

	d (mm)	L (mm)	L1 (mm)	h (mm)	h1 (mm)	h2 (mm)	z (mm)	z1 (mm)
**	16 - 20	28	45	104	40	31	90	14
*,**	16 - 20	37	60	131	45	34	120	26
	16 - 20	28	45	149	40	31	135	14
	16 - 20	28	45	194	40	31	180	14
	16 - 20	37	60	131	45	34	120	26

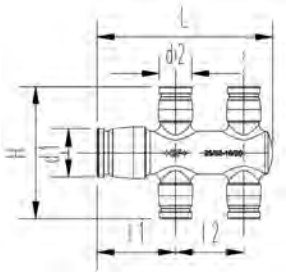

iFIT Manifold module PPSU

- Material: PPSU

Verteiler-Modul

- Werkstoff: PPSU

d (mm)	Size (inch)	d1 (mm)	d2 (mm)	outlet	Code	SP	Weight (kg)	L (mm)	l1 (mm)	l2 (mm)	H (mm)
25 - 32	16 - 20	25 - 32	16 - 20	3-fold	**762 101 213**	2	0.052	103	46	40	77
25 - 32	16 - 20	25 - 32	16 - 20	4-fold	**762 101 212**	2	0.056	103	46	40	77

Accessories for Manifolds
Zubehör für Verteiler

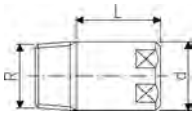

Plug long

From the INSTAFLEX range
- Material: brass

Stopfen lang

Aus dem INSTAFLEX Sortiment
- Werkstoff: Messing

R (inch)	Code	SP	Weight (kg)	D (mm)	L (mm)
¾	**760 857 144**	5	0.150	27	52

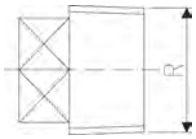

Plug

From the INSTAFLEX range
- Material: brass

Verschlusszapfen

Aus dem INSTAFLEX Sortiment
- Werkstoff: Messing

R (inch)	Code	SP	Weight (kg)
¾	**760 857 076**	5	0.058
1	**768 291 006**	10	0.115

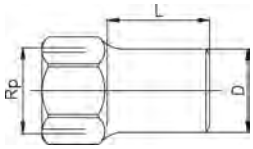

Cap long

From the INSTAFLEX range
- Material: brass

Kappe lang

Aus dem INSTAFLEX Sortiment
- Werkstoff: Messing

Rp (inch)	Code	SP	Weight (kg)	D (mm)	L (mm)
¾	**760 857 142**	5	0.162	27	34

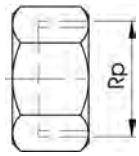

Cap

From the INSTAFLEX range
- Material: brass

Kappe

Aus dem INSTAFLEX Sortiment
- Werkstoff: Messing

Rp (inch)	Code	Weight (kg)
¾	**760 857 074**	0.089
1	**760 857 075**	0.135

3240

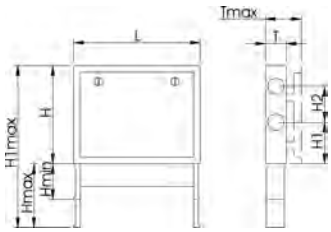

Service cabinet

Verteilerschrank

Code	Weight (kg)
760 856 201	13.000
760 856 202	15.000

3248

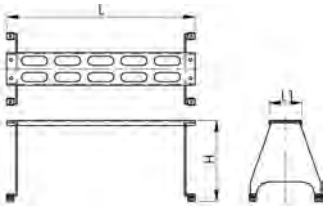

Support with pipe guidage

Can also be used as laying aids
From the INSTAFLEX range

Verteilerkasten-Träger mit Rohrführung

kann auch als Einlegehilfe verwendet werden
Aus dem INSTAFLEX Sortiment

Code	Weight (kg)
760 856 207	2.476
760 856 208	2.729

3286

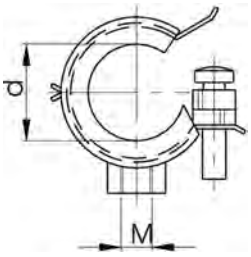

Mounting bracket with rubber

For service cabinet

Verteilerträger mit Gummieinlage

Für Verteilerkasten

d (inch)	Code	Weight (kg)	M (mm)
¾	**760 856 212**	0.029	8

Heating Assortment
Heizungssortiment

iFIT Connecting elbow module - single

- Material: brass, copper, galvanised

Heizkörperanschlusswinkel-Modul einfach

- Werkstoff: Messing und Kupfer verzinkt

d (mm)	Size (inch)	d2 (mm)	Code	SP	Weight (kg)	h (mm)	h1 (mm)
16 - 20	15	15	**762 101 064**	5	0.174	330	84

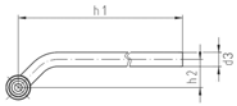

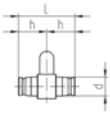

iFIT Connecting elbow module - double

- Material: brass, copper, galvanised

Heizkörperanschlusswinkel-Modul doppelt

- Werkstoff: Messing und Kupfer verzinkt

d1 (mm)	Size (inch)	d2 (mm)	d3 (mm)	Code	SP	Weight (kg)	h (mm)	h1 (mm)	h2 (mm)	L (mm)
16 - 20	15	16 - 20	15	**762 101 065**	5	0.237	30	330	30	60

Sound proofing element

Single or double

Schallschutzelement für Heizkörperanschluss

Einfach oder doppelt

Code	SP	Weight (kg)
762 101 066	5	0.101

Cross Tee module

- Material: brass
- Description: isolation box included

Kreuzungs -T- Modul

- Werkstoff: Messing
- Beschreibung: inkl. Dämmbox

d (mm)	Code	SP	Weight (kg)	L (mm)	L1 (mm)	H (mm)	H1 (mm)	H2 (mm)
16 - 20	**762 101 068**	1	0.877	50	50	63	66	46

Tools
Werkzeuge

Tool set for ML- and PB pipes

d16 / d20 with pipe scissor, d25 / d32 with pipe cutter

Werkzeug-Set für ML- und PB-Rohre

d16 / d20 mit Rohrschere, d25 / d32 mit Rohrschneider

d (mm)	Code	SP	Weight (kg)
16 / 20	**762 101 122**	1	1.163
25 / 32	**762 101 133**	1	1.371

Chamfering tool for ML- and PB pipes

Anfaswerkzeug für ML- und PB- Rohre

d (mm)	Code	SP	Weight (kg)
16	**762 101 116**	1	0.188
20	**762 101 120**	1	0.205
25	**762 101 125**	1	0.252
32	**762 101 132**	1	0.323

Pipe shears d16-d20 for ML- and PB pipes

Also for cutting of protective pipe

Rohrschere d16-d20 für ML- und PB-Rohre

Auch zum Schutzrohrschneiden verwendbar

d (mm)	Code	SP	Weight (kg)
16 / 20	**762 101 108**	1	0.322
Spare blades	**355 632 421**	1	0.012

Pipe cutter d16-d32 for ML- and PB pipes

Rohrschneider d16-d32 für ML- und PB- Rohre

d (mm)	Code	SP	Weight (kg)
16 - 32	**762 101 117**	1	0.386
Spare blades	**762 101 118**	1	0.005

Outside pipe bending tool for ML pipes

Rohr-Aussenbiegefeder für ML- Rohre

d (mm)	Code	SP	Weight (kg)
16	**762 101 112**	1	0.442
20	**762 101 113**	1	0.541
25	**762 101 114**	1	0.636
32	**762 101 115**	1	0.798

iFIT Chamfering tool case

iFIT Chamfering tool case

d (mm)	GF Code	SP	Weight (kg)
16 - 32	**762 101 358**	1	4.000

Chamerfing tool to battery tools

Chamerfing tool to battery tools

d (mm)	GF Code	SP	Weight (kg)
16	**762 101 351**	1	0.188
20	**762 101 352**	1	0.205
25	**762 101 353**	1	0.252
32	**762 101 354**	1	0.323

Tool case chamfering tool, empty

Tool case chamfering tool, empty

d (mm)	GF Code	SP	Weight (kg)
16 - 32	**762 101 363**	1	2.000

Grab rail set

Grab rail set

d (mm)	GF Code	SP	Weight (kg)
16 - 32	**762 101 361**	1	0.050

Quick-change insert

Quick-change insert

d (mm)	GF Code	SP	Weight (kg)
16 - 32	**762 101 362**	1	0.039

Multi-purpose cutter d12–26

- Material: steel, plastic
- Consisting of: replacement blade 4837.005 (355632421)

Kombischere d12–26

- Werkstoff: Stahl, Kunststoff
- Bestehend aus: Ersatzklinge 4837.005 (355632421)

d (mm)	JRG Code	Code	SP	Weight (kg)	b (mm)	l (mm)
12-26	**4837.025**	**355 632 420**	1	0.310	196	73

Ratched cutter d25–40

- Description: just for narrow installation situations
- Material: steel, plastic
- Consisting of: operating manual

Ratschenschere d25–40

- Beschreibung: Nur für enge Einbausitutation geeignet
- Werkstoff: Stahl, Kunststoff
- Bestehend aus: Bedienungsanleitung

d (mm)	JRG Code	GF Code	SP	Weight (kg)	b (mm)	l (mm)
25 - 40	**4837.040**	**355 460 302**	0	0.484	95	212

Hydraulic hose extension

- Material: steel, plastic

Hydraulikschlauch Verlängerung

- Werkstoff: Stahl, Kunststoff

GN (inch)	JRG Code	Code	SP	Weight (kg)	l (mm)	b (mm)
⅛	**4812.003**	**351 600 076**	1	0.445	3000	10

Technical Data

Materials
PE-RT/Al/PE-RT, PE-X, PPSU, Brass

Dimension range
d16 - d32

Jointing technology
Axial Press Technology

Operating pressure
to 10 bar

Operating temperature
0°C to +70°C (short-term up to 95°C)

Technische Daten

Werkstoffe
PE-RT/Al/PE-RT, PE-X, PPSU, Messing

Dimensionsbereich
d16 - d32

Verbindungstechnologie
Schiebehülsen-System

Betriebsdruck
bis 10 bar

Betriebstemperatur
0°C bis +70°C (kurzfristig bis zu 95°C)

Advantages

- Excellent flow rate thanks to pipe expansion
- Fast and easy installation with just one tool
- Pre-assembled sleeves with inspection window
- Multi-usable fitting for PE-X and multilayer pipes

Vorteile

- Hervorragende Durchflusswerte dank Rohraufweitung
- Schnelle und einfache Montage mit nur einem Werkzeug
- Vormontierte Hülsen mit Sichtfenster
- Ein Fitting für PE-X und Mehrschicht-verbund-Rohre

Table of contents

Pipes	448
Fittings	453
Tools	465
TECO FASTEC K4	467

Pipes
Rohre

Multilayer pipes
Mehrschichtverbundrohre

E600



iLITE Multilayer pipe in bars

- Description: in bars
- Material: PE-RT / AL / PE-RT

iLITE Mehrschichtverbundrohr

- Beschreibung: in Stangen
- Werkstoff: PE-RT / AL / PE-RT

d (mm)	DN (mm)	JRG Code	GF Code	SP	Weight (kg/m)	l (m)	s (mm)
16	12	**E600.016**	**351 816 802**	80	0.129	5	2.00
20	15	**E600.020**	**351 820 802**	50	0.202	5	2.50
26	20	**E600.026**	**351 826 802**	25	0.296	5	3.00
32	25	**E600.032**	**351 832 802**	20	0.365	5	3.00

E604

iLITE Multilayer pipe in coils

- Description: in coils
- Material: PE-RT / AL / PE-RT

iLITE Mehrschichtverbundrohr

- Beschreibung: in Ringen
- Werkstoff: PE-RT / AL / PE-RT

d (mm)	DN (mm)	JRG Code	GF Code	SP	Weight (kg/m)	l (m)	s (mm)
16	12	**E604.016**	**351 816 814**	100	0.129	100	2.00
20	15	**E604.020**	**351 820 814**	50	0.202	50	2.50
26	20	**E604.026**	**351 826 814**	50	0.296	50	3.00
32	25	**E604.032**	**351 832 814**	50	0.365	50	3.00

E606

iLITE Multilayer pipe, insulated 6mm

- Description: in coils
- Material: PE-RT / AL / PE-RT, **insulation W/mK 0.040**

iLITE Mehrschichtverbundrohr, isoliert 6mm

- Beschreibung: in Ringen
- Werkstoff: PE-RT / AL / PE-RT, **Isolation W/mK 0.040**

d (mm)	DN (mm)	JRG Code	GF Code	SP	Weight (kg/m)
16	12	**E606.016**	**351 816 835**	50	0.152
20	15	**E606.020**	**351 820 835**	50	0.225
26	20	**E606.026**	**351 826 835**	50	0.326

table continued on the next page

d (mm)	d1 (mm)	l (m)	s (mm)	s1 (mm)	Thermal conductivity (W/mK)
16	28	50	2.00	6	0.040
20	32	50	2.50	6	0.040
26	38	50	3.00	6	0.040

E606

iLITE Multilayer pipe, insulated 10mm

- Description: in coils
- Material: PE-RT / AL / PE-RT, **insulation W/mK 0.040**

iLITE Mehrschichtverbundrohr, isoliert 10mm

- Beschreibung: in Ringen
- Werkstoff: PE-RT / AL / PE-RT, **Isolation W/mK 0.040**

d (mm)	DN (mm)	JRG Code	GF Code	SP	Weight (kg/m)
16	12	**E606.116**	**351 816 836**	50	0.164
20	15	**E606.120**	**351 820 836**	50	0.239
26	20	**E606.126**	**351 826 836**	50	0.338
32	25	**E606.132**	**351 832 836**	25	0.431

d (mm)	d1 (mm)	l (m)	s (mm)	s1 (mm)	Thermal conductivity (W/mK)
16	36	50	2.00	10	0.040
20	40	50	2.50	10	0.040
26	46	50	3.00	10	0.040
32	52	25	3.00	10	0.040

E608

iLITE Multilayer pipe, insulated 6mm

- Description: in coils
- Material: PE-RT / AL / PE-RT, **insulation W/mK 0.035**

iLITE Mehrschichtverbundrohr, isoliert 6mm

- Beschreibung: in Ringen
- Werkstoff: PE-RT / AL / PE-RT, **Isolation W/mK 0.035**

d (mm)	DN (mm)	JRG Code	GF Code	SP	Weight (kg/m)
16	12	**E608.016**	**351 816 735**	50	0.160
20	15	**E608.020**	**351 820 735**	50	0.224
26	20	**E608.026**	**351 826 735**	50	0.325

d (mm)	d1 (mm)	l (m)	s (mm)	s1 (mm)	Thermal conductivity (W/mK)
16	28	50	2.00	6	0.035
20	32	50	2.50	6	0.035
26	38	50	3.00	6	0.035

E608

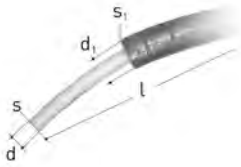

iLITE Multilayer pipe, insulated 10mm

- Description: in coils
- Material: PE-RT / AL / PE-RT, **insulation W/mK 0.035**

iLITE Mehrschichtverbundrohr, isoliert 10mm

- Beschreibung: in Ringen
- Werkstoff: PE-RT / AL / PE-RT, **Isolation W/mK 0.035**

d (mm)	DN (mm)	JRG Code	GF Code	SP	Weight (kg/m)
16	12	**E608.116**	**351 816 736**	50	0.166
20	15	**E608.120**	**351 820 736**	50	0.239
26	20	**E608.126**	**351 826 736**	50	0.325

d (mm)	d1 (mm)	l (m)	s (mm)	s1 (mm)	Thermal conductivity (W/mK)
16	36	50	2.00	10	0.035
20	40	50	2.50	10	0.035
26	46	50	3.00	10	0.035

E608

iLITE Multilayer pipe, blue/red insulated 10mm

- Description: in coils
- Material: PE-RT / AL / PE-RT, **insulation W/mK 0.035**

iLITE Mehrschichtverbundrohr, blau/rot isoliert 10mm

- Beschreibung: in Ringen
- Werkstoff: PE-RT / AL / PE-RT, **Isolation W/mK 0.035**

	d (mm)	DN (mm)	JRG Code	GF Code	SP	Weight (kg/m)
blue	16	12	**E608.316**	**351 816 738**	50	0.166
blue	20	15	**E608.320**	**351 820 738**	50	0.239
blue	26	20	**E608.326**	**351 826 738**	50	0.325
blue	32	26	**E608.332**	**351 832 738**	25	0.431
red	16	12	**E608.416**	**351 816 739**	50	0.166
red	20	15	**E608.420**	**351 820 739**	50	0.239
red	26	20	**E608.426**	**351 826 739**	50	0.325
red	32	26	**E608.432**	**351 832 739**	25	0.431

	d (mm)	d1 (mm)	l (m)	s (mm)	s1 (mm)	Thermal conductivity (W/mK)
blue	16	36	50	2.00	10	0.035
blue	20	40	50	2.50	10	0.035
blue	26	46	50	3.00	10	0.035
blue	32	56	25	3.00	10	0.035
red	16	36	50	2.00	10	0.035
red	20	40	50	2.50	10	0.035
red	26	46	50	3.00	10	0.035
red	32	56	25	3.00	10	0.035

E608

iLITE Multilayer pipe, insulated 20mm

- Description: in coils
- Material: PE-RT / AL / PE-RT, **insulation W/mK 0.035**

iLITE Mehrschichtverbundrohr, isoliert 20mm

- Beschreibung: in Ringen
- Werkstoff: PE-RT / AL / PE-RT, **Isolation W/mK 0.035**

d (mm)	DN (mm)	JRG Code	GF Code	SP	Weight (kg/m)
16	12	**E608.216**	**351 816 737**	50	0.222
20	15	**E608.220**	**351 820 737**	50	0.296
26	20	**E608.226**	**351 826 737**	25	0.401

d (mm)	d1 (mm)	l (m)	s (mm)	s1 (mm)	Thermal conductivity (W/mK)
16	36	50	2.00	20	0.035
20	40	50	2.50	20	0.035
26	46	25	3.00	20	0.035

E602

iLITE Multilayer pipe, with protection pipe

- Description: in coils
- Material: PE-RT / AL / PE-RT

iLITE Mehrschichtverbundrohr, im Schutzrohr

- Beschreibung: in Ringen
- Werkstoff: PE-RT / AL / PE-RT

d (mm)	DN (mm)	JRG Code	GF Code	SP	Weight (kg/m)	d1 (mm)	l (m)	s (mm)
16	12	**E602.016**	**351 816 834**	50	0.204	25	50	2.00
20	15	**E602.020**	**351 820 834**	50	0.294	30	50	2.50

PE-X pipes
PE-X Rohre

JRG Sanipex pipe

- Description: in coils
- Material: PE-Xc

JRG Sanipex PE-X Rohr, blau

- Beschreibung: in Ringen
- Werkstoff: PE-Xc

d (mm)	DN (mm)	JRG Code	GF Code	SP	Weight (kg)	L (m)	s (mm)
16	12	**5717.016**	**355 516 316**	100	12.000	100	2.2
20	15	**5717.020**	**355 516 320**	50	8.600	50	2.8

JRG Sanipex pipe in protective pipe

- Description: in coils
- Material: PE-Xc

JRG Sanipex PE-X Rohr, blau, im Schutzrohr

- Beschreibung: in Ringen
- Werkstoff: PE-Xc

d (mm)	DN (mm)	JRG Code	GF Code	SP	Weight (kg)	d1 (mm)	L (m)	s (mm)
16	12	**5716.016**	**355 516 317**	50	9.500	25	50	2.2
20	15	**5716.020**	**355 516 321**	50	13.100	29	50	2.8

PPSU
PPSU

E690

Coupler

- Material: PPSU

Muffe

- Werkstoff: PPSU

d (mm)	JRG Code	GF Code	SP	Weight (kg)	l1 (mm)	z1 (mm)
16	**E690.016**	**351 816 920**	10	0.010	51	9
20	**E690.020**	**351 820 920**	10	0.018	61	13
26	**E690.026**	**351 826 920**	5	0.032	72	14
32	**E690.032**	**351 832 920**	5	0.058	88	18

E670

Elbow 90°

- Material: PPSU

Winkel 90°

- Werkstoff: PPSU

d (mm)	JRG Code	GF Code	SP	Weight (kg)	l1 (mm)	l2 (mm)	z1 (mm)	z2 (mm)
16	**E670.016**	**351 816 922**	10	0.013	39	39	18	18
20	**E670.020**	**351 820 922**	10	0.024	48	48	24	24
26	**E670.026**	**351 826 922**	5	0.045	58	58	29	29
32	**E670.032**	**351 832 922**	5	0.084	71	71	36	36

E650

T-piece equal

- Material: PPSU

T-Stück

- Werkstoff: PPSU

d-d-d (mm)	JRG Code	GF Code	SP	Weight (kg)
16 - 16 - 16	**E650.016**	**351 816 921**	10	0.019
20 - 20 - 20	**E650.020**	**351 820 921**	10	0.035
26 - 26 - 26	**E650.026**	**351 826 921**	5	0.066
32 - 32 - 32	**E650.032**	**351 832 921**	5	0.123

d-d-d (mm)	d1 (mm)	d2 (mm)	d3 (mm)	l1 (mm)	l2 (mm)	l3 (mm)	z1 (mm)	z2 (mm)	z3 (mm)
16 - 16 - 16	16	16	16	39	39	39	18	18	18
20 - 20 - 20	20	20	20	48	48	48	24	24	24
26 - 26 - 26	26	26	26	58	58	58	29	29	29
32 - 32 - 32	32	32	32	71	71	71	36	36	36

E652

T-piece reduced

- Material: PPSU

T-Stück reduziert

- Werkstoff: PPSU

d-d-d (mm)	JRG Code	GF Code	SP	Weight (kg)
20 - 16 - 16	**E652.110**	**351 820 934**	5	0.026
20 - 16 - 20	**E652.112**	**351 820 931**	5	0.030
26 - 16 - 26	**E652.214**	**351 826 931**	5	0.052
26 - 20 - 20	**E652.218**	**351 826 934**	5	0.048
26 - 20 - 26	**E652.220**	**351 826 932**	5	0.057
32 - 20 - 32	**E652.324**	**351 832 932**	5	0.098
32 - 26 - 32	**E652.330**	**351 832 933**	5	0.107

d-d-d (mm)	d1 (mm)	d2 (mm)	d3 (mm)	l1 (mm)	l2 (mm)	l3 (mm)	z1 (mm)	z2 (mm)	z3 (mm)
20 - 16 - 16	20	16	16	42	42	48	21	21	24
20 - 16 - 20	20	16	20	48	42	48	24	21	24
26 - 16 - 26	26	16	26	58	46	58	29	25	29
26 - 20 - 20	26	20	20	52	52	58	28	28	29
26 - 20 - 26	26	20	26	58	52	58	29	28	29
32 - 20 - 32	32	20	32	71	57	71	36	33	36
32 - 26 - 32	32	26	32	71	63	71	36	34	36

E692

Double Socket

- Description: reusable
- Material: PPSU

Doppelmuffe

- Beschreibung: wiederverwendbar
- Werkstoff: PPSU

d (mm)	JRG Code	GF Code	SP	Weight (kg)	l1 (mm)	z1 (mm)
16	**E692.016**	**351 816 940**	5	0.012	51	30
20	**E692.020**	**351 820 940**	5	0.021	61	37
26	**E692.026**	**351 826 940**	5	0.041	72	43
32	**E692.032**	**351 832 940**	5	0.072	87	52

E695

Cap

- Description: reusable
- Material: PPSU

Kappe

- Beschreibung: wiederverwendbar
- Werkstoff: PPSU

d (mm)	JRG Code	GF Code	SP	Weight (kg)	l1 (mm)	z1 (mm)
16	**E695.016**	**351 816 904**	5	0.007	31	10
20	**E695.020**	**351 820 904**	5	0.012	38	14
26	**E695.026**	**351 826 904**	5	0.023	45	16
32	**E695.032**	**351 832 904**	5	0.042	55	20

E707

Bend, nickel plated

- Connection: radiatior

Bogen, vernickelt

- Anschluss: Heizkörper

d-d (mm)	JRG Code	GF Code	SP	Weight (kg)	d1 (mm)	d2 (mm)	l (mm)	r (mm)	z1 (mm)
16 - 15	**E707.016**	**351 816 984**	1	0.165	16	15	300	30	68

E730

Reducer

- Description: reusable
- Material: PPSU

Reduktion

- Beschreibung: wiederverwendbar
- Werkstoff: PPSU

d1-d (mm)	JRG Code	GF Code	SP	Weight (kg)	l1 (mm)	z1 (mm)
20 - 16	**E730.200**	**351 820 926**	10	0.016	59	6

DZR brass
entzinkungsbeständiger Messing

E615

Pipe outlet, single

- Material: brass, dezincification resistant

Armaturenanschluss, einfach

- Werkstoff: Messing, entzinkungsbeständig

d1 (mm)	JRG Code	GF Code	SP	Weight (kg)
16	**E615.135**	**351 816 794**	10	0.118
20	**E615.235**	**351 820 794**	10	0.137

d1 (mm)	d3 G (inch)	d4 (mm)	d5 (mm)	l (mm)	l1 (mm)	l3 (mm)	l4 (mm)	l5 (mm)	l6 (mm)	z1 (mm)
16	½	6.4	40	40	44	22	18	15	21	23
20	½	6.4	40	40	50	22	18	15	21	26

E616

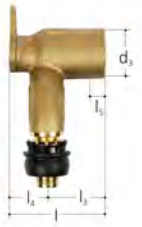

Pipe outlet, double

- Material: brass, dezincification resistant

Armaturenanschluss, doppelt

- Werkstoff: Messing, entzinkungsbeständig

d-d (mm)	JRG Code	GF Code	SP	Weight (kg)
16 - 16	**E616.150**	**351 816 781**	5	0.241
20 - 20	**E616.170**	**351 820 781**	5	0.275

d1 (mm)	d2 (mm)	d3 G (inch)	d4 (mm)	d5 (mm)	d6 (mm)	l (mm)	l1 (mm)	l2 (mm)	l3 (mm)	l4 (mm)	l5 (mm)	l6 (mm)	z1 (mm)	z2 (mm)
16	16	½	7	40	52	50	64	64	31	19	15	50	43	43
20	20	½	7	40	52	50	69	69	31	19	16	50	45	45

E625



Wall penetration, single

- Material: brass, dezincification resistant

Wanddurchführung, einfach

- Werkstoff: Messing, entzinkungsbeständig

d (mm)	GN (inch)	JRG Code	GF Code	SP	Weight (kg)
16	½	**E625.140**	**351 816 751**	5	0.205

d (mm)	GN (inch)	d1 (mm)	d3 Rp (inch)	d4 (mm)	d5 (mm)	d6 G (inch)	l (mm)	l1 (mm)	l3 (mm)	z1 (mm)
16	½	16	½	7	30	¾	45	50	65	33

E626



Wall penetration, double

- Material: brass, dezincification resistant

Wanddurchführung, doppelt

- Werkstoff: Messing, entzinkungsbeständig

d-d (mm)	GN (inch)	JRG Code	GF Code	SP	Weight (kg)
16 - 16	½	**E626.140**	**351 816 761**	5	0.315

d-d (mm)	d1 (mm)	d2 (mm)	d3 Rp (inch)	d4 (mm)	d5 (mm)	d6 G (inch)	l (mm)	l1 (mm)	l2 (mm)	l3 (mm)	z1 (mm)	z2 (mm)
16 - 16	16	16	½	7	50	¾	45	54	54	65	33	33

E645

Manifold 2-way

- Material: brass, dezincification resistant

Verteiler 2-fach

- Werkstoff: Messing, entzinkungsbeständig

d (mm)	JRG Code	GF Code	SP	Weight (kg)	d1 R (inch)	l1 (mm)	l2 (mm)	l3 (mm)	l4 (mm)	l5 (mm)	z1 (mm)	⬡
16	**E645.216**	**351 816 766**	5	0.333	¾	126	46	36	55	35	25	36
20	**E645.220**	**351 820 766**	5	0.383	¾	126	52	36	55	35	28	36

E645



Manifold 3-way

- Material: brass, dezincification resistant

Verteiler 3-fach

- Werkstoff: Messing, entzinkungsbeständig

d (mm)	JRG Code	GF Code	SP	Weight (kg)	d1 Rp (inch)	l1 (mm)	l2 (mm)	l3 (mm)	l4 (mm)	l5 (mm)	z1 (mm)	⬡
16	**E645.316**	**351 816 767**	5	0.469	¾	181	46	36	55	35	25	36
20	**E645.320**	**351 820 767**	5	0.532	¾	181	52	36	55	35	28	36

E735

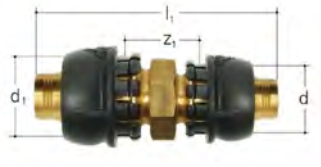

Reducer

- Material: brass, dezincification resistant

Reduktion

- Werkstoff: Messing, entzinkungsbeständig

d1-d (mm)	JRG Code	GF Code	SP	Weight (kg)	d (mm)	d1 (mm)	l1 (mm)	z1 (mm)
20-16	**E735.100**	**351 820 743**	10	0.067	16	20	65	19
26-16	**E735.102**	**351 826 743**	5	0.110	16	26	71	21
26-20	**E735.104**	**351 826 744**	5	0.122	20	26	76	23
32-20	**E735.108**	**351 832 744**	5	0.200	20	32	85	26
32-26	**E735.110**	**351 832 745**	5	0.224	26	32	90	27

E705

Adapter with loose nut

- Material: brass, dezincification resistant
- Connection: female thread

Übergang mit loser Mutter

- Werkstoff: Messing, entzinkungsbeständig
- Anschluss: Innengewinde

d (mm)	d1 G (inch)	JRG Code	GF Code	SP	Weight (kg)	l1 (mm)	z1 (mm)	⬡
16	½	**E705.100**	**351 816 746**	5	0.067	46	25	24
16	¾	**E705.102**	**351 816 747**	5	0.097	48	27	30
20	½	**E705.110**	**351 820 746**	5	0.090	52	28	24
20	¾	**E705.112**	**351 820 747**	5	0.117	54	30	30
26	¾	**E705.122**	**351 826 747**	5	0.141	60	31	30
26	1	**E705.124**	**351 826 748**	2	0.179	63	34	37
32	1	**E705.134**	**351 832 748**	2	0.240	71	36	37
32	1 ¼	**E705.136**	**351 832 749**	2	0.330	75	40	46

E715



Transition fitting

- Material: brass, dezincification resistant
- Connection: male thread

Übergang

- Werkstoff: Messing, entzinkungsbeständig
- Anschluss: Aussengewinde

d (mm)	d1 R (inch)	JRG Code	GF Code	SP	Weight (kg)	l1 (mm)	z1 (mm)	⬡
16	½	**E715.110**	**351 816 795**	10	0.035	49	28	22
16	¾	**E715.150**	**351 816 796**	10	0.095	50	29	32
20	½	**E715.210**	**351 820 795**	10	0.072	54	30	22
20	¾	**E715.220**	**351 820 796**	10	0.114	56	32	32
26	¾	**E715.250**	**351 826 795**	10	0.135	61	32	32
26	1	**E715.260**	**351 826 796**	10	0.178	65	36	36
32	1	**E715.310**	**351 832 795**	5	0.234	74	39	36

E717

Transition fitting

- Material: brass, dezincification resistant
- Connection: female thread

Übergang

- Werkstoff: Messing, entzinkungsbeständig
- Anschluss: Innengewinde

d (mm)	d1 G (inch)	JRG Code	GF Code	SP	Weight (kg)	GN (mm)	l1 (mm)	z1 (mm)	⬡
16	½	**E717.110**	**351 816 797**	10	0.065	1/2-16	45	12	27
16	¾	**E717.150**	**351 816 798**	10	0.083	3/4-16	48	13	32
20	½	**E717.210**	**351 820 797**	10	0.076	1/2-20	49	13	27
20	¾	**E717.220**	**351 820 798**	10	0.103	3/4-20	53	15	32
26	¾	**E717.250**	**351 826 798**	5	0.121	3/4-26	57	14	32
26	1	**E717.260**	**351 826 799**	5	0.154	1-26	61	17	39
32	1	**E717.310**	**351 832 799**	5	0.216	1-32	68	18	39

E677



Elbow 90°

- Material: brass, dezincification resistant
- Connection: male thread

Winkel 90°

- Werkstoff: Messing, entzinkungsbeständig
- Anschluss: Aussengewinde

d1-d (mm)	JRG Code	GF Code	SP	Weight (kg)	d (mm)	d1 R (inch)	l1 (mm)	l2 (mm)	z1 (mm)	⬡
1/2-16	**E677.110**	**351 816 775**	10	0.073	16	½	45	28	24	16
1/2-20	**E677.210**	**351 820 775**	10	0.099	20	½	50	31	26	18
3/4-20	**E677.220**	**351 820 776**	10	0.112	20	¾	54	32	30	18
3/4-26	**E677.250**	**351 826 776**	5	0.163	26	¾	59	36	30	24
1-32	**E677.310**	**351 832 777**	5	0.288	32	1	73	42	38	30

E676



Elbow 90°

- Material: brass, dezincification resistant
- Connection: female thread

Winkel 90°

- Werkstoff: Messing, entzinkungsbeständig
- Anschluss: Innengewinde

d1-d (mm)	JRG Code	GF Code	SP	Weight (kg)	d (mm)	d1 G (inch)	l1 (mm)	l2 (mm)	z1 (mm)	z2 (mm)	⬡
1/2-16	**E676.110**	**351 816 773**	10	0.099	16	½	44	33	23	20	27
1/2-20	**E676.210**	**351 820 773**	10	0.122	20	½	50	34	26	21	27
3/4-20	**E676.220**	**351 820 774**	10	0.141	20	¾	52	36	28	21	32
3/4-26	**E676.250**	**351 826 774**	5	0.182	26	¾	58	37	29	22	32
1-32	**E676.310**	**351 832 775**	5	0.306	32	1	70	40	36	25	39

E705

Elbow 90° with loose nut

- Material: brass

Winkel 90° mit loser Mutter

- Werkstoff: Messing

d (mm)	GN (inch)	JRG Code	GF Code	SP	Weight (kg)	d1 (mm)	z (mm)	l1 (mm)	l2 (mm)
20	½	**E705.111**	**351 820 745**	10	0.098	31	24	35	50

E659

T-Piece

- Material: brass, dezincification resistant
- Connection: female thread

T-Stück

- Werkstoff: Messing, entzinkungsbeständig
- Anschluss: Innengewinde

d-d (mm)	d1 G (inch)	JRG Code	GF Code	SP	Weight (kg)
16 - 16	½	**E659.110**	**351 816 754**	5	0.130
20 - 20	½	**E659.210**	**351 820 754**	5	0.165
26 - 26	½	**E659.220**	**351 826 754**	5	0.243
26 - 26	¾	**E659.250**	**351 826 755**	5	0.266
32 - 32	½	**E659.290**	**351 832 754**	5	0.345
32 - 32	¾	**E659.310**	**351 832 755**	5	0.411
32 - 32	1	**E659.330**	**351 832 756**	5	0.455

d1 (mm)	d2 G (inch)	d3 (mm)	l (mm)	l1 (mm)	l2 (mm)	l3 (mm)	z1 (mm)	z2 (mm)	z3 (mm)	⬡
16	½	16	88	44	33	44	23	20	23	27
20	½	20	100	50	34	50	26	21	26	27
26	½	26	111	56	37	56	30	24	30	27
26	¾	26	116	58	37	58	27	22	27	32
32	½	32	129	65	40	65	29	27	29	27
32	¾	32	134	67	40	67	32	25	32	32
32	1	32	141	71	40	71	36	25	36	39

E659

T-Piece with female thread

- Material: brass

T-Stück mit Innengewinde

- Werkstoff: Messing

d-d (mm)	GN (inch)	JRG Code	GF Code	SP	Weight (kg)
26 - 26	½	**E659.221**	**351 826 753**	5	0.243

d (inch)	d1 (mm)	d2 (mm)	l (mm)	l1 (mm)	l2 (mm)	l3 (mm)	z (mm)	z1 (mm)	z2 (mm)
½	10	39	99	37	62	62	32	32	22

E716

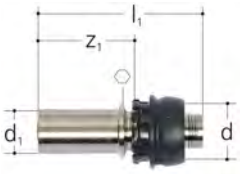

Transition Fitting

- Material: stainless steel
- Connection: Radial press - iLITE

Übergang

- Werkstoff: Chromnickelstahl
- Anschluss: Radial Pressung - iLITE

d-d1 (mm)	JRG Code	GF Code	SP	Weight (kg)	d (mm)	d1 (mm)	l1 (mm)	z1 (mm)
16 - 15	**E716.100**	**351 816 791**	1	0.040	16	15	49	28
16 - 18	**E716.101**	**351 816 792**	1	0.046	16	18	50	29
20 - 18	**E716.104**	**351 820 791**	1	0.068	20	18	54	30
20 - 22	**E716.105**	**351 820 792**	1	0.074	20	22	56	32
26 - 22	**E716.106**	**351 826 792**	1	0.135	26	22	70	41

E716

Transition Fitting

- Material: polybutylen, brass, dezincification resistant
- Connection: INSTAFLEX - iLITE

Übergang

- Werkstoff: Polybutylen, Messing, entzinkungsbeständig
- Anschluss: INSTAFLEX - iLITE

d-d1 (mm)	JRG Code	GF Code	SP	Weight (kg)	d (mm)	d1 (mm)	l1 (mm)	z1 (mm)
16 - 16	**E716.116**	**351 816 985**	1	0.077	16	16	104	83
20 - 20	**E716.120**	**351 820 985**	1	0.109	20	20	113	89
25 - 26	**E716.126**	**351 826 985**	1	0.163	25	26	123	94
32 - 32	**E716.132**	**351 832 985**	1	0.281	32	32	135	100

E716

Transition Fitting

- Description: JRG Sanipex MT - iLITE

Übergang

- Beschreibung: JRG Sanipex MT - iLITE

d-d1 (mm)	JRG Code	GF Code	SP	Weight (kg)	d (mm)	d1 (mm)	l1 (mm)
32 - 20	**E716.220**	**351 820 788**	2	0.153	32	20	93
32 - 26	**E716.226**	**351 826 788**	2	0.179	32	26	97
40 - 32	**E716.232**	**351 832 788**	2	0.396	40	32	113

Non - DZR brass
Nicht entzinkungsbeständiger Messing

E610

Pipe outlet, single

- Material: brass

Armaturenanschluss, einfach

- Werkstoff: Messing

d1 (mm)	JRG Code	GF Code	SP	Weight (kg)
16	**E610.135**	**351 816 994**	10	0.118
20	**E610.235**	**351 820 994**	10	0.137

d1 (mm)	d3 G (inch)	d4 (mm)	d5 (mm)	l (mm)	l1 (mm)	l3 (mm)	l4 (mm)	l5 (mm)	l6 (mm)	z1 (mm)
16	½	6.4	40	40	41	22	18	15	20	23
20	½	6.4	40	40	46	22	18	15	20	26

E640

Manifold 2-way

- Material: brass

Verteiler 2-fach

- Werkstoff: Messing

d (mm)	JRG Code	GF Code	SP	Weight (kg)	d1 R (inch)	l1 (mm)	l2 (mm)	l3 (mm)	l4 (mm)	l5 (mm)	z1 (mm)	⬡
16	**E640.216**	**351 816 966**	5	0.333	¾	126	46	36	55	35	25	32
20	**E640.220**	**351 820 966**	5	0.383	¾	126	52	36	55	35	25	32

E640



Manifold 3-way

- Material: brass

Verteiler 3-fach

- Werkstoff: Messing

d (mm)	JRG Code	GF Code	SP	Weight (kg)	d1 Rp (inch)	l1 (mm)	l2 (mm)	l3 (mm)	l4 (mm)	l5 (mm)	z1 (mm)	⬡
16	**E640.316**	**351 816 967**	5	0.469	¾	181	46	36	55	35	28	36
20	**E640.320**	**351 820 967**	5	0.532	¾	181	52	36	55	35	28	36

E730



Reduction

- Material: brass

Reduktion

- Werkstoff: Messing

d1-d (mm)	JRG Code	GF Code	SP	Weight (kg)	d (mm)	d1 (mm)	l1 (mm)	z1 (mm)
20-16	**E730.100**	**351 820 943**	10	0.067	16	20	65	19
26-16	**E730.102**	**351 826 943**	5	0.110	16	26	71	21
26-20	**E730.104**	**351 826 944**	5	0.122	20	26	76	23
32-20	**E730.108**	**351 832 944**	5	0.200	20	32	85	26
32-26	**E730.110**	**351 832 945**	5	0.224	26	32	90	27

E710

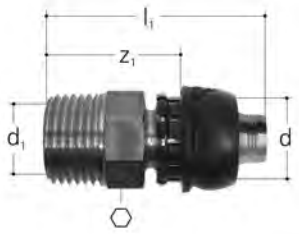

Transition fitting

- Material: brass
- Connection: male thread

Übergang

- Werkstoff: Messing
- Anschluss: Aussengewinde

d (mm)	d1 R (inch)	JRG Code	GF Code	SP	Weight (kg)	GN (mm)	l1 (mm)	z1 (mm)	⬡
16	½	**E710.110**	**351 816 995**	10	0.058	d 1/2-16	49	28	22
16	¾	**E710.150**	**351 816 996**	10	0.095	d 3/4-16	50	29	32
20	½	**E710.210**	**351 820 995**	10	0.072	d 1/2-20	54	30	22
20	¾	**E710.220**	**351 820 996**	10	0.114	d 3/4-20	56	32	32
26	¾	**E710.250**	**351 826 995**	10	0.135	d 3/4-26	61	32	32
26	1	**E710.260**	**351 826 996**	10	0.178	d 1-26	65	36	36
32	1	**E710.310**	**351 832 995**	5	0.234	d 1-32	74	39	36

E712

Transition fitting

- Material: brass
- Connection: female thread

Übergang

- Werkstoff: Messing
- Anschluss: Innengewinde

d (mm)	d1 G (inch)	JRG Code	GF Code	SP	Weight (kg)	GN (mm)	l1 (mm)	z1 (mm)	⬡
16	½	**E712.110**	**351 816 997**	10	0.065	1/2-16	44	12	27
16	¾	**E712.150**	**351 816 998**	10	0.083	3/4-16	48	13	32
20	½	**E712.210**	**351 820 997**	10	0.076	1/2-20	49	13	27
20	¾	**E712.220**	**351 820 998**	10	0.103	3/4-20	53	15	32
26	¾	**E712.250**	**351 826 998**	5	0.121	3/4-26	57	14	32
26	1	**E712.260**	**351 826 999**	5	0.154	1-26	61	17	39
32	1	**E712.310**	**351 832 999**	5	0.216	1-32	68	18	39

E672

Elbow 90°

- Material: brass
- Connection: male thread

Winkel 90°

- Werkstoff: Messing
- Anschluss: Aussengewinde

d1-d (mm)	JRG Code	GF Code	SP	Weight (kg)	d (mm)	d1 R (inch)	l1 (mm)	l2 (mm)	z1 (mm)	⬡
1/2-16	**E672.110**	**351 816 975**	10	0.073	16	½	45	28	24	16
1/2-20	**E672.210**	**351 820 975**	10	0.099	20	½	50	31	26	18
3/4-20	**E672.220**	**351 820 976**	10	0.112	20	¾	54	32	30	18
3/4-26	**E672.250**	**351 826 976**	5	0.163	26	¾	59	36	30	24
1-32	**E672.310**	**351 832 977**	5	0.288	32	1	73	42	38	30

E671

Elbow 90°

- Material: brass
- Connection: female thread

Winkel 90°

- Werkstoff: Messing
- Anschluss: Innengewinde

d1-d (mm)	JRG Code	GF Code	SP	Weight (kg)	d (mm)	d1 G (inch)	l1 (mm)	l2 (mm)	z1 (mm)	z2 (mm)	⬡
1/2-16	**E671.110**	**351 816 973**	10	0.099	16	½	44	33	23	20	27
1/2-20	**E671.210**	**351 820 973**	10	0.122	20	½	50	34	26	21	27
3/4-20	**E671.220**	**351 820 974**	10	0.141	20	¾	52	36	28	21	32
3/4-26	**E671.250**	**351 826 974**	5	0.182	26	¾	58	37	29	22	32
1-32	**E671.310**	**351 832 975**	5	0.306	32	1	71	40	36	25	39

Heating
Heizung

E664



Cross-piece

- Description: isolation box included
- Material: brass

Kreuzstück

- Beschreibung: inkl. Dämmbox
- Werkstoff: Messing

d1 (mm)	d2 (mm)	d3 (mm)	JRG Code	GF Code	SP	Weight (kg)
16	16	16	**E664.016**	**351 816 986**	1	0.908
20	20	20	**E664.018**	**351 820 986**	1	0.993
20	16	20	**E664.020**	**351 820 987**	1	0.965
20	16	16	**E664.022**	**351 820 988**	1	0.938

l1 (mm)	l2 (mm)	l3 (mm)	l4 (mm)	b1 (mm)	b2 (mm)	b3 (mm)	h1 (mm)	z1 (mm)	z2 (mm)	z3 (mm)	thermal conductivity (W/mK)
74	74	74	74	50	124	135	50	53	53	53	0.035
78	78	78	78	50	128	135	50	54	54	54	0.035
78	74	78	78	50	124	135	50	54	53	54	0.035
78	74	78	74	50	124	135	50	54	53	53	0.035

Tools
Werkzeuge

Battery tool
Akkuwerkzeug

E808

Battery tool kit d16-32

- Consisting of: cordless tool MAPAX2LJRG, jaws d16, d20, d26, d32

Akkuwerkzeug Koffer d16-32

- Bestehend aus: Kabelloses Werkzeug MAPAX2LJRG, Backen d16, d20, d26, d32

d (mm)	JRG Code	GF Code	SP	Weight (kg)	l (mm)	b (mm)	h (mm)
16 - 32	**E808.000**	**351 800 001**	1	10.380	574	170	423
16 - 20	**E808.050**	**351 800 002**	1	7.960	574	170	423

E809

Battery tool d16-d32

Akkuwerkzeug MAPAX2LJRG

d (mm)	JRG Code	GF Code	SP	Weight (kg)	l (mm)	b (mm)	h (mm)
16 - 32	**E809.000**	**351 800 005**	1	3.080	172	74	274

E809

Tool jaws

- Material: steel

Werkzeugbacken

- Werkstoff: Stahl

d (mm)	JRG Code	GF Code	SP	Weight (kg)	l (mm)	b (mm)	h (mm)
16	**E809.116**	**351 800 020**	1	0.966	50	42	100
20	**E809.120**	**351 800 021**	1	0.870	50	42	100
25	**E809.125**	**351 800 024**	1	1.100	50	42	100
26	**E809.126**	**351 800 022**	1	1.124	50	42	100
32	**E809.132**	**351 800 023**	1	1.054	50	42	100

E828

Battery tool case, empty

- Material: plastic

Akkuwerkzeug Koffer, leer

- Werkstoff: Kunststoff

d (mm)	JRG Code	GF Code	SP	Weight (kg)	l (mm)	b (mm)	h (mm)
16 - 32	**E828.001**	**351 800 004**	1	2.000	574	170	423

TECO FASTEC K4
TECO FASTEC K4

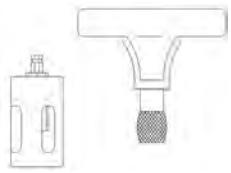

Deburring and calibration tool

Anfas- und Kalibrierwerkzeug

d (mm)	Code	SP	Weight (kg)	Description
	340 230 014	1	0.147	Handle
16	**340 230 015**	1	0.001	
20	**340 230 018**	1	0.100	

Transition fitting TECO FASTEC K4

Made of brass

Übergang auf TECO FASTEC K4

Aus Messing

d (mm)	JRG Code	GF Code	SP	Weight (kg)	l1 (mm)	z1 (mm)
16	**E718.116**	**351 816 980**	1	0.043	55	28
20	**E718.120**	**351 820 980**	1	0.059	60	25

Hycleen Automation System

Technical Data

Materials
Gunmetal, Stainless steel, Plastics

Dimension range
DN 15 – DN 20

Operating pressure
to 10 bar

Operating temperature
+5°C to +90°C

Technische Daten

Werkstoffe
Rotguss, Edelstahl, Kunststoffe

Dimensionsbereich
DN 15 – DN 20

Betriebsdruck
bis 10 bar

Betriebstemperatur
+5°C bis +90°C

Advantages

- Constant target temperature and regular water exchange
- Central controller and state display
- Logging and reporting
- Remote monitoring

Vorteile

- Konstante Soll-Temperatur und regelmässiger Wasseraustausch
- Zentrale Steuerung und Zustands-Anzeige
- Protokollierung und Reporting
- Fernüberwachung

Table of contents

Master & Powerbox	472
Valves & Sensors	473
Cable & Accessories	476
Software Modules	478
US-Version	481

Master & Powerbox
Master & Powerbox

9900

Hycleen Automation Master

- Description: master for max. 50 controller
- Consisting of: touchscreen 10.1", power supply, bluetooth connection, 2 plugs M12 for 2x 300m cable (500m with powerbox), 2 Rj45 jacks (Ethernet), 2 USB connections (read/write), USB jack (read only), relay output, screw set

Hycleen Automation Master

- Beschreibung: Master für max. 50 Controller
- Bestehend aus: Touchscreen 10.1", Netzteil, Bluetooth-Anschluss, 2 Stecker M12 für 2x 300m Kabel (500m mit Powerbox), 2 Rj45 Buchsen (Ethernet), 2 USB-Anschlüsse (lesen/schreiben), USB-Buchse (nur lesen), Relais Ausgang, Schraubenset

Voltage	JRG Code	GF Code	SP	Weight (kg)	l (mm)	b (mm)	h (mm)	Version
230V / 36V	**9900.000**	**351 110 656**	1	2.300	326	84	214	EU
230V / 36V	**9900.001**	**351 110 655**	1	2.300	326	84	214	CH

9901

Hycleen Automation Powerbox

- Description: Power supply of Hycleen Automation System for expansion of 300m cable length to max. 500m per cable line
- Consisting of: 2m power cable, screw set

Hycleen Automation Powerbox

- Beschreibung: Stromversorgung für Hycleen Automation Systemfür die Erweiterung von 300m Kabellänge auf max. 500m pro Kabelstrang
- Bestehend aus: 2m Stromkabel, Schraubenset

Voltage	JRG Code	GF Code	SP	Weight (kg)	l (mm)	b (mm)	h (mm)	Version
230V / 36V	**9901.000**	**351 110 626**	1	1.000	244	64	164	EU
230V / 36V	**9901.001**	**351 110 625**	1	1.000	244	64	164	CH

9910

JRG LegioTherm 2T Circulation valve with controller, PN 10

- Temperature: max. 90°C
- Material: gunmetal, stainless steel, EPDM
- Factory setting: 57°C (adjustable 0 - 90°C) thermal desinfection 70°C (adjustable 60 - 90°C)
- Connection: male thread (for union connection with flat gasket)

JRG LegioTherm 2T Zirkulationsventil mit Controller, PN 10

- Temperatur: max. 90°C
- Werkstoff: Rotguss, Chromnickelstahl, EPDM
- Auslieferzustand: 57°C (Einstellbereich 0 - 90°C) thermische Desinfektion 70°C (Einstellbereich 60 - 90°C)
- Anschluss: Aussengewinde (für flachdichtende Verschraubung)

DN (mm)	JRG Code	GF Code	SP	Weight (kg)
15	**9910.015**	**351 110 550**	1	0.820
20	**9910.020**	**351 110 590**	1	1.050
25	**9910.025**	**351 110 630**	1	1.400

DN (mm)	d1 G (inch)	d2 G (inch)	d3 Rp (inch)	l1 (mm)	l2 (mm)	l3 (mm)	l4 (mm)	b (mm)	h1 (mm)	h2 (mm)	⬡
15	¾	½	¼	75	6	24	173	90	162	50	6
20	1	¾	¼	87	7	24	206	92	169	54	6
25	1 ¼	1	¼	99	8	24	233	100	179	56	6

9920

JRG LegioTherm K Flushing valve with controller, PN 10

- Temperature: max. 90°C
- Material: gunmetal, stainless steel, EPDM
- Factory setting: 20°C (adjustable 0 - 90°C)
- Connection: male thread (for union connection with flat gasket)

*Note: Flushing valve JRG LegioTherm K must not be used without the consent of the holder of patents EP 1 845 207 B1 and DE 10 2006 017 807 B4 for use in a water system of the type described in these patents.

JRG LegioTherm K Spülventil mit Controller, PN 10

- Temperatur: max. 90°C
- Werkstoff: Rotguss, Chromnickelstahl, EPDM
- Auslieferzustand: 20°C (Einstellbereich 0 - 90°C)
- Anschluss: Aussengewinde (für flachdichtende Verschraubung)

***Hinweis:** Das Spülventil JRG LegioTherm K darf nicht ohne Zustimmung der Inhaberin der Patente EP 1 845 207 B1 und DE 10 2006 017 807 B4 zum Einsatz in einem Wassersystem der in den vorgenannten Patenten bezeichneten Art verwendet werden.

DN (mm)	JRG Code	GF Code	SP	Weight (kg)
15	**9920.015**	**351 110 600**	1	0.810
20	**9920.020**	**351 110 610**	1	1.020

DN (mm)	d1 G (inch)	d2 G (inch)	d3 Rp (inch)	l1 (mm)	l2 (mm)	l3 (mm)	l4 (mm)	b (mm)	h1 (mm)	h2 (mm)	⬡
15	¾	½	¼	75	6	24	173	90	162	50	6
20	1	¾	¼	87	7	24	206	92	169	54	6

9950

Flow Sensor, PN 16

- Temperature: max. 90°C
- Material: brass
- Connection: male thread, plug M8

Durchflusssensor, PN 16

- Temperatur: max. 90°C
- Werkstoff: Messing
- Anschluss: Aussengewinde, M8 Stecker

d G (inch)	DN (mm)	JRG Code	GF Code	SP	Weight (kg)	l (mm)	l1 (mm)	h (mm)	h1 (mm)	h2 (mm)
1	20	**9950.020**	**351 110 772**	1	0.250	60	15	999	49	32

9951

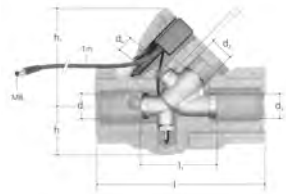

T-Sensor

- Description: Temperature sensor PT 1000
- Temperature: max. 90°C
- Material: gunmetal
- Connection: male thread, plug M8

T-Sensor

- Beschreibung: Temperaturfühler PT 1000
- Temperatur: max. 90°C
- Werkstoff: Rotguss
- Anschluss: Aussengewinde, M8 Stecker

d (mm)	JRG Code	SP	Weight (kg)	GF Code	d1 G (inch)	d2 G (inch)	d3 G (inch)	d4 Rp (inch)	l (mm)	l1 (mm)	h (mm)	h1 (mm)
15	**9951.015**	1	0.460	**351 110 535**	¾	½	¾	¼	173	75	50	162
20	**9951.020**	1	0.570	**351 110 661**	1	¾	1	¼	206	87	52	168

9952

T-Sensor, dimension independent

- Description: Temperature sensor PT 1000
- Temperature: max. 90°C
- Connection: plug M8

T-Sensor, dimensionsunabhängig

- Beschreibung: Temperaturfühler PT 1000
- Temperatur: max. 90°C
- Anschluss: M8 Stecker

d (inch)	JRG Code	GF Code	SP	Weight (kg)	G (inch)	l (m)	⬡
¼	**9952.000**	**351 110 611**	1	0.150	¼	1	17

9953

Drain Surveillance

- Description: to 9910, 9920
- Connection: plug M8
- Consisting of: float switch, bracket, cable, cable ties

Ablaufüberwachung

- Beschreibung: zu 9910, 9920
- Anschluss: M8 Stecker
- Bestehend aus: Schwimmerschalter, Halterung, Kabel, Kabelbinder

JRG Code	GF Code	SP	Weight (kg)	l (mm)	l1 (mm)	h (mm)	b (mm)
9953.000	**351 110 763**	1	0.162	1000	24	250	30

Uni Controller

The Uni Controller is connected in series with the other Hycleen AS Controllers. It allows the connection of two 4-20 mA sensors (external Hycleen AS sensors or sensors of other manufacturers) as well as the connection of actuators via a 24V/230V relay output, and/or a 4-20mA IN/OUT signal. The programming is done via the masters.

- Temperature: ambient temperature 0-45°C
- Raw Material: Plastic
- Connection: 2x M12, 2x M8 for external sensors, 1X M12 4-20mA IN/OUT, 1 x RD 24 (24V/230V relay)

Uni Controller

Der Uni Controller ermöglicht den Anschluss von 2 externen Sensoren sowie den Anschluss von Aktoren über einen 24/230V Relaisausgang, und oder ein 4-20mA IN/OUT-Signal. Die Programmierung erfolgt über die Master Aktor Automation Applikation.

- Temperatur: Umgebungstemperatur 0-45°C
- Werkstoff: Kunststoff
- Anschluss: 2x M12, 2x M8 für externen 4-20 mA Sensoren, 1x M12 4-20 mA IN/OUT, 1x RD 24 (24V/230V Relais)

JRG Code	Weight (kg)	GF Code	SP	h (mm)	l (mm)	b (mm)
9902.000	0.4	**351 110 645**	1	93	125	90

Cable & Accessories
Kabel & Accessoires

9940

Hycleen Automation power supply and communication cable

- Description: For serial connection of Hycleen Automation System components (master, controller), incl. 2x M12 plugs, ROHS

Hycleen Automation Spannungsversorungs- und Kommunikationskabel

- Beschreibung: Für serielle Verbindung von Hycleen Automation System Komponenten (Master, Controller), inkl. 2x M12 Stecker, ROHS

L (m)	Voltage	JRG Code	GF Code	SP	Weight (kg)	d (mm)	d1 (mm)
1.5	36V	**9940.001**	**351 110 581**	1	0.110	14.5	6.8
5	36V	**9940.005**	**351 110 582**	1	0.300	14.5	6.8
10	36V	**9940.010**	**351 110 583**	1	0.630	14.5	6.8
20	36V	**9940.020**	**351 110 584**	1	1.240	14.5	6.8
50	36V	**9940.050**	**351 110 585**	1	3.200	14.5	6.8

9941

Hycleen Automation Coupling

- Description: Coupling between 2 Hycleen Automation power supply and communication cable
- Connection: plug M12

Hycleen Automation Kupplung

- Beschreibung: Kupplung zwischen 2 Hycleen Automation Spannungsversorgungs- und Kommunikationskabel
- Anschluss: M12 Stecker

JRG Code	GF Code	SP	Weight (kg)	l (mm)	h (mm)
9941.000	**351 110 586**	1	0.100	58	14

9942

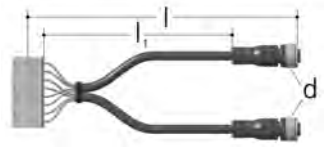

Hycleen Automation Retrofit cable kit

- Description: Adapter cable kit for JRG LegioTherm cable

Hycleen Automation Retrofit Kabelsatz

- Beschreibung: Adapterkabelsatz für JRG LegioTherm Kabel

d	JRG Code	GF Code	SP	Weight (kg)	l (mm)	l1 (mm)
M12	**9942.000**	**351 110 588**	1	0.090	350	300

9943

Sensor Extension Cable

- Description: connection between sensor and controller
- Connection: plug M8

Verlängerungskabel Sensor

- Beschreibung: Verbindung zwischen Sensor und Controller
- Anschluss: M8 Stecker

GF Code	SP	Weight (kg)	JRG Code	l (m)	l1 (mm)	l2 (mm)
351 110 662	1	0.110	**9943.005**	5	34	42

Hycleen Automation Relay cable

Cable to connect the Uni Controller relay connector (24V/230V) with actuators to automate them using the actuator automation application.
- Connection: RD24 plug

Hycleen Automation Relais Kabel

Kabel zur Verbindung vom Uni Controller Relais-Stecker (24V/230V) mit Aktoren zur Automatisierung dieser mittels der Aktor Automation Applikation.
- Anschluss: RD24 Stecker

l (m)	JRG Code	Weight (kg)	GF Code	SP	l1 (mm)
5	**9944.005**	0.4	**351 110 672**	1	63

Hycleen Automation 4 20 mA cable

Cable to connect Uni Controller 4-20 mA connectors with actuators. Control and programming of actuators via the master.
- Connection: M12 Plug

Hycleen Automation 4-20 mA Kabel

Kabel zur Verbindung von Uni Controller 4-20 mA Stecker mit Aktoren. Steuerung und Programmierung von Aktoren über der Master.
- Anschluss: M12 Stecker

l (m)	JRG Code	Weight (kg)	GF Code	SP	l (mm)
5	**9945.005**	0.2	**351 110 674**	1	42

Software Modules
Software Module

9980

BMS Gateway REST API/JSON

- Description: interface for data communication

GLT Schnittstelle REST API/JSON

- Beschreibung: Schnittstelle für Datenkommunikation

JRG Code	GF Code	SP
9980.000	**351 110 790**	1

9980

BMS Gateway BACnet IP

- Description: interface for data communication

GLT Schnittstelle BACnet IP

- Beschreibung: Schnittstelle für Datenkommunikation

JRG Code	SP	GF Code
9980.001	1	**351 110 791**

Master Relay License

License for activating the Master-Relay module. This license allows you to program the Master Relays using the Actuator Automation application. Further building and process automation is possible. You will receive this module for free after registering your Hycleen Automation System on the Georg Fischer platform.

Master Relais Lizenz

Lizenz zur Aktivierung des Moduls Master-Relais. Diese Lizenz erlaubt es Ihnen, die Master Relais mittels der Aktor Automation Applikation zu progammieren. Weiterführende Gebäude- und Prozessautomatisierungen sind damit möglich. Sie erhalten dieses Modul kostenlos nach einer Registrierung Ihres Hycleen Automation System auf der Georg Fischer Plattform.

JRG Code	GF Code	SP
9981.001	**351 110 793**	1

Actuator Automation License

License to activate the Actuator Automation Application module. This license allows you to program the Master and Uni Controller relays and the 4-20 mA input/output from the Uni Controller. Further building and process automation is possible.

Aktor Automation Lizenz

Lizenz zur Aktivierung des Moduls Aktor Automation Applikation. Diese Lizenz erlaubt es Ihnen, die Master und Uni Controller Relais und den 4-20 mA Ein/Ausgang vom Uni Controllers zu programmieren. Weiterführende Gebäude- und Prozessautomatisierungen sind damit möglich.

JRG Code	SP	GF Code
9981.000	1	**351 110 792**

Hycleen Connect

- Cloud-based remote access for digital monitoring and control of your potable water installation
- Remote monitoring
- Remote access
- Alarming
- Asset manager
- Data mangement
- Register your Hycleen Master online on connect.gfps.com and purchase your Hycleen Connect remote access subscription
- Hycleen Connect is a subscription service that runs on a monthly fee basis
- The Internet connection from Hycleen Master to the cloud must be provided by the user

Hycleen Connect

- Cloud-basierter Fernzugriff für die digitale Überwachung und Steuerung Ihrer Trinkwasserinstallation
- Fernüberwachung
- Fernzugriff
- Alarmierung
- Assetmanager
- Datamangement
- Registrieren Sie Ihren Hycleen Master online auf connect.gfps.com und erwerben Sie Ihr Hycleen Connect Fernzugriffsabo
- Hycleen Connect ist ein Abonnements-Service der auf monatlicher Gebührenbasis läuft
- Die Internet Verbindung vom Hycleen Master in die Cloud muss vom Nutzer bereit gestellt werden

JRG Code	GF Code	Controller
9982.001	**351 110 795**	1
9982.002	**351 110 796**	1
9982.003	**351 110 797**	1
9982.004	**351 110 798**	1

Hycleen Automation Commissioning

Hycleen Automation Inbetriebnahme

JRG Code	GF Code	SP
9970.000	**351 110 783**	1

US-Version
US-Version

Hycleen Automation Master (US)

- Description: master for max. 50 controller
- Material: plastic
- Consisting of: touchscreen 10.1", power supply, bluetooth connection, 2 plugs M12 for 2x 984ft cable, 2 Rj45 jacks (Ethernet), 2 USB connections (read/write), USB jack (read only), relay output, screw set

Hycleen Automation Master (US)

- Beschreibung: Master für max. 50 Controller
- Werkstoff: Kunststoff
- Consisting of: touchscreen 10.1", power supply, bluetooth connection, 2 plugs M12 for 2x 984ft cable, 2 Rj45 jacks (Ethernet), 2 USB connections (read/write), USB jack (read only), relay output, screw set

Voltage	JRG Code	Weight (lb)	l (inch)	b (inch)	h (inch)	Version
110V / 36V	**9900.002**	5.07	12 53/64	3 5/16	8 27/64	USA

JRG LegioTherm 2T Circulation valve with controller, PN 10 (US)

- Temperature: max. 194°F
- Material: low lead brass
- Factory setting: 134°F (adjustable 32-194°F) thermal desinfection 158°F (adjustable 140-194°F)
- Connection: male thread (for union connection with flat gasket)

JRG LegioTherm 2T Circulation valve with controller, PN 10 (US)

- Temperature: max. 194°F
- Material: low lead brass
- Factory setting: 134°F (adjustable 32-194°F) thermal desinfection 158°F (adjustable 140-194°F)
- Anschluss: Aussengewinde (für flachdichtende Verschraubung)

DN (mm)	JRG Code	GF Code	SP
15	**9919.010**	**351 110 780**	1
20	**9919.020**	**351 110 781**	1

DN (mm)	Weight (lb)	d1 G (inch)	d2 G (inch)	d3 Rp (inch)	l1 (inch)	l2 (inch)	l3 (inch)	l4 (inch)	b (inch)	h1 (inch)	h2 (inch)
15	1.807	¾	½	¼	2 61/64	15/64	15/16	6 13/16	3 35/64	6 3/8	1 31/32
20	2.314	1	¾	¼	3 27/64	9/32	15/16	8 7/64	3 5/8	6 21/32	2 1/8

DN (mm)	⬡
15	6
20	6

JRG LegioTherm K Flushing valve with controller, PN 10 (US)

- Temperature: max. 194°F
- Material: low lead brass
- Factory setting: 77°F (adjustable 34-194°F)
- Connection: male thread (for union connection with flat gasket)

JRG LegioTherm K Flushing valve with controller, PN 10 (US)

- Temperature: max. 194°F
- Material: low lead brass
- Factory setting: 77°F (adjustable 34-194°F)
- Anschluss: Aussengewinde (für flachdichtende Verschraubung)

DN (mm)	JRG Code
15	**9929.015**
20	**9929.020**

DN (mm)	Weight (lb)	d1 G (inch)	d2 G (inch)	d3 Rp (inch)	l1 (inch)	l2 (inch)	l3 (inch)	l4 (inch)	b (inch)	h1 (inch)	h2 (inch)
15	1.807	¾	½	¼	2 61/64	15/64	15/16	6 13/16	3 35/64	6 3/8	1 31/32
20	2.314	1	¾	¼	3 27/64	9/32	15/16	8 7/64	3 5/8	6 21/32	2 1/8

DN (mm)	⬡
15	6
20	6

Hycleen Automation power supply and communication cable (US)

- Description: For serial connection of Hycleen Automation System components (master, controller), incl. 2x M12 plugs, ROHS

Hycleen Automation power supply and communication cable (US)

- Beschreibung: Für serielle Verbindung von Hycleen Automation System Komponenten (Master, Controller), inkl. 2x M12 Stecker, ROHS

L (ft)	Voltage	JRG Code	GF Code	SP	Weight (lb)	d (inch)	d1 (inch)
4.921	36V	**9940.001**	**351 110 581**	1	0.242	37/64	17/64
16.404	36V	**9940.005**	**351 110 582**	1	0.661	37/64	17/64
32.808	36V	**9940.010**	**351 110 583**	1	1.388	37/64	17/64
65.616	36V	**9940.020**	**351 110 584**	1	2.733	37/64	17/64
164.041	36V	**9940.050**	**351 110 585**	1	7.054	37/64	17/64

Hycleen Automation Coupling (US)

- Description: Coupling between 2 Hycleen Automation power supply and communication cable

Hycleen Automation Coupling (US)

- Beschreibung: Kupplung zwischen 2 Hycleen Automation Spannungsversorgungs- und Kommunikationskabel

JRG Code	SP	GF Code	Weight (lb)	l (inch)	h (inch)
9941.000	1	**351 110 586**	0.220	2 9/32	35/64

Table of contents

Hycleen Des 30	486
Accessories	488

Prevention

- Drinking water fittings and installation systems free of water pockets
- Hydraulic adjustment
- Drinking water exchange
- Prevention of limestone formation, corrosion, biofilm formation

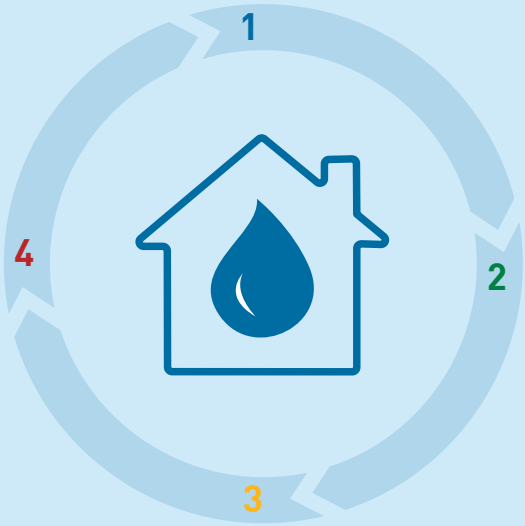

Risk assessment

- Assessment of drinking water quality due to different influencing factors

Monitoring

- Temperature monitoring
- Sampling bacteria count
- Sampling disease-causing bacteria

Intervention

- Thermal disinfection
- Chemical disinfection

Hycleen

Technical Data

Materials
Gunmetal, Plastics

Dimension range
DN15 – DN 100

Jointing technology
ISO threads, Conegrip Union Technology

Operating pressure
to 10 bar

Operating temperature
+5°C to +90°C

Technische Daten

Werkstoffe
Rotguss, Kunststoffe

Dimensionsbereich
DN15 – DN 100

Verbindungstechnologie
ISO Gewinde, Bördelverschraubung

Betriebsdruck
bis 10 bar

Betriebstemperatur
+5°C bis +90°C

Prävention

- Totraumfreie Trinkwasser Armaturen und Installations-Systeme
- Hydraulischer Abgleich
- Trinkwasseraustausch
- Vermeidung von Kalksteinbildung, Korrosion, Biofilmbildung

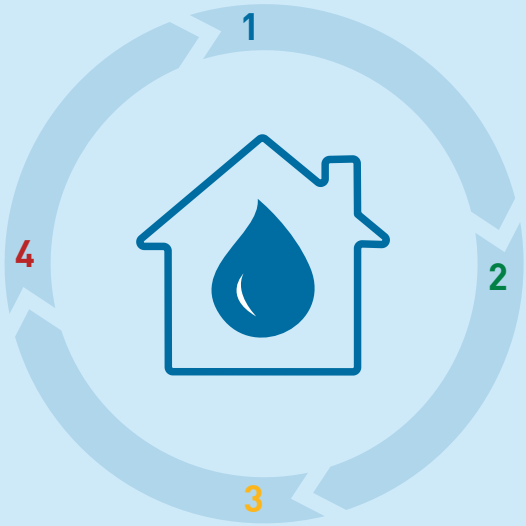

Risiko-bewertung

- Beurteilung der Trinkwassergüte aufgrund verschiedener Einflussfaktoren

Monitoring

- Temperatur Überwachung
- Beprobung Bakterienzahl
- Beprobung krankheitserregende Bakterien

Intervention

- Thermische Desinfektion
- Chemische Desinfektion

+ Advantages

- Highly effective methods
- Environmentally friendly without by-products
- Fully automatic and cost efficient
- No resistance development in microorganisms
- For existing properties and new installations

+ Vorteile

- Hochwirksame Verfahren
- Umweltfreundlich frei von Nebenprodukten
- Vollautomatisch und kostengünstig
- Keine Resistenzbildung bei Mikroorganismen
- Gleichermassen bei Bestandsobjekte und Neuinstallationen

Hycleen Des 30
Hycleen Des 30

9800



Hycleen Des 30

- Unit for the on-site production of high purity sodium hypochlorite from brine
- Production of 30 liters Anolyte Neutral per hour (< 200 mg/l free chlorine)
- 60 liter Anolyte Neutral storage tank
- Approved for the disinfection of drinking water according to the EU Biocide Ordinance PT 1-5

Hycleen Des 30

- Anlage zur vor Ort Herstellung von hochreinem Natriumhypochlorit aus Salzsole
- Produktion von 30 Liter Anolyte Neutral pro Stunde (< 200 mg/l freies Chlor)
- 60 Liter Anolyte Neutral Vorratsbehälter
- Zugelassen für die Desinfektion von Trinkwasser gemäss EU Biozidverordnung PT 1-5

JRG Code	GF Code	SP	Weight (kg)	l (mm)	h1 (mm)	h2 (mm)	b1 (mm)	b2 (mm)
9800.002	**351 120 260**	1	70.000	1080	501	1500	347	466

9800

Hycleen Des 30 Mobile

- Description: Drinking water disinfection system for production of an electrochemically activated disinfection fluid
- Inlet water: Carbonate hardness 0-2°dH, flow pressure 3-10 bar, temperature 15-30°C, Connection ½", Electric connection 230 VAC (50 Hz), electric power 350 W
- Consisting of: 25 L brine tank with level monitor, 25 L cleaning + tank with level indicator + solution, 25 L Anolyte tank with level indicator

Hycleen Des 30 Mobil

- Beschreibung: Desinfektions-System zur Herstellung einer elektrochemisch aktivierten Desinfektionslösung
- Zulaufwasser: Karbonathärte 0-1°dH, Fliessdruck 3-10 bar, Temperatur 15-30°C, Anschluss ½" AG, Elektrischer Anschluss 230 VAC (50 Hz), max. Leistung 350 W
- Bestehend aus:Salzsolebehälter 25 L mit Niveauüberwachung, Reinigungsmittelbehälter 25 L mit Niveauanzeige, Anolytebehälter 25 L mit Niveauanzeige

b (mm)	h (mm)	l (mm)	JRG Code	GF Code	SP	Weight (kg)
500	915	1200	**9800.003**	**351 120 250**	1	78.500

Hycleen Des 30 with 140 Liter storage tank

- Unit for the on-site production of high purity sodium hypochlorite from brine
- Production of 30 liters Anolyte Neutral per hour (< 200 mg/l free chlorine)
- 140 liter Anolyte Neutral storage tank
- Approved for the disinfection of drinking water according to the EU Biocide Ordinance PT 1-5

Hycleen Des 30 mit 140 Liter Vorratsbehälter

- Anlage zur vor Ort Herstellung von hochreinem Natriumhypochlorit aus Salzsole
- Produktion von 30 Liter Anolyte Neutral pro Stunde (< 200 mg/l freies Chlor)
- 140 Liter Anolyte Neutral Vorratsbehälter für hohe Spitzenverbräuche
- Zugelassen für die Desinfektion von Trinkwasser gemäss EU Biozidverordnung PT 1-5

JRG Code	GF Code	Weight (kg)	l (mm)	h1 (mm)	h2 (mm)	b1 (mm)	b2 (mm)
9800.004	**351 120 261**	78.000	1080	5100	1500	347	600

Hycleen Des 5

- Unit for the on-site production of high purity sodium hypochlorite from a brine in osmosis water
- Production of 5 liters Anolyte Neutral per hour (< 200 mg/l free chlorine)
- Approved for the disinfection of drinking water according to the EU Biocide Ordinance PT 1-5

Hycleen Des 5

- Anlage zur vor Ort Herstellung von hochreinem Natriumhypochlorit aus einer Salzsole in Osmosewasser
- Produktion von 5 Liter Anolyte Neutral pro Stunde (< 200 mg/l freies Chlor)
- Zugelassen für die Desinfektion von Trinkwasser gemäss EU Biozidverordnung PT 1-5

JRG Code	GF Code	Weight (kg)	l (mm)	h (mm)	b (mm)
9800.005	**351 120 405**	24.200	1050	450	200

Accessories
Zubehör Hycleen Des 30

9811

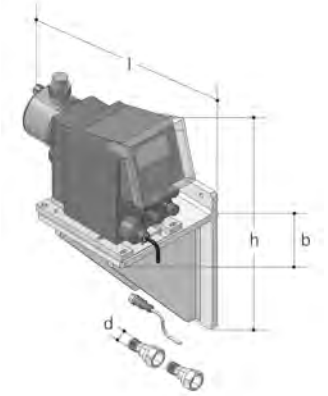

Dosing pump max. 12 liters / hour

- Description: For volume-proportional dosing of Hycleen Des 5 / Hycleen Des 30
- Dosing capacity maximum 12 liters per hour and max. 1000 kPa (10 bar)
- Including: Communication cable, transition to D 8/6 mm hose and bracket for mounting on the wall

Dosierpumpe max. 12 Liter / Stunde

- Beschreibung: Zur mengenproportionalen Dosierung der Hycleen Des 5 / Hycleen Des 30
- Dosierleistung maximal 12 Liter pro Stunde und max. 1000 kPa (10 bar)
- Beinhaltet: Kommunikationskabel, Übergang auf Schlauch D 8/6 mm und Halterung zur Wandmontage

JRG Code	GF Code	Weight (kg)	l (mm)	h (mm)	b (mm)	d (mm)
9811.012	**351 111 012**	10.000	280	440	200	8/6

9811

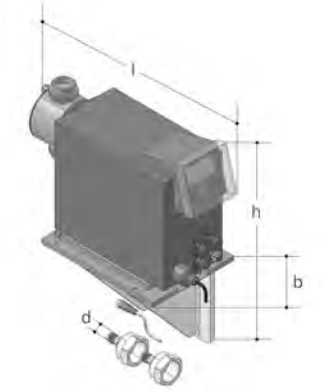

Dosing pump max. 60 liters / hour

- Description: For volume-proportional dosing of Hycleen Des 5 / Hycleen Des 30
- Dosing capacity maximum 60 liters per hour and max. 1000 kPa (10 bar)
- Including: Communication cable, transition to D 8/6 mm hose and bracket for mounting on the wall

Dosierpumpe max. 60 Liter / Stunde

- Beschreibung: Zur mengenproportionalen Dosierung der Hycleen Des 5 / Hycleen Des 30
- Dosierleistung maximal 60 Liter pro Stunde und max. 1000 kPa (10 bar)
- Beinhaltet: Kommunikationskabel, Übergang auf Schlauch D 8/6 mm und Halterung zur Wandmontage

JRG Code	GF Code	Weight (kg)	l (mm)	h (mm)	b (mm)	d (mm)
9811.060	**351 111 060**	5.000	410	520	200	8/6

9812

Metering unit

- Description: to Hycleen Des 30
- Temperature: max. 5 - 70°C
- Material: PVDF, gunmetal (flat sealing)
- Consisting of: lance, 2-way ball valve, check valve

Dosiereinheit

- Beschreibung: zu Hycleen Des 30
- Temperatur: max. 5 - 70°C
- Werkstoff: PVDF, Rotguss (flachdichtend)
- Bestehend aus: Lanze, 2-Weg-Kugelhahn, Rückflussverhinderer

DN (mm)	JRG Code	SP	GF Code	Weight (kg)	d1 G (inch)	d2 (mm)	h (mm)	l (mm)
32	**9812.032**	1	**351 112 032**	5.400	1 ½	8	240	287
40	**9812.040**	1	**351 112 040**	10.000	1 ¾	8	237	292
50	**9812.050**	1	**351 112 050**	6.700	2 ⅜	8	246	348

9813

Metering lance

- Description: to Hycleen Des 30 (for diameters larger than 70mm)
- Consisting of: Dosing lance with 2-way ball valve and check valve

Dosierlanze

- Beschreibung: zu Hycleen Des 30 (für Rohrdurchmesser > 70mm)
- Bestehend aus: Dosierlanze mit 2-Weg-Kugelhahn und Rückflussverhinderer

d1	JRG Code	SP	GF Code	Weight (kg)	d2 (mm)	d3 G (inch)	l1 (mm)	l2 (mm)
14/8	**9813.130**	1	**351 113 130**	0.150	8	½	150	288

9815

Cold water meter, PN 16

- Description: For Hycleen Des 5 / Hycleen Des 30
- Temperature: max. 30°C
- Consisting of: Multi-jet impeller meter with pulse generator (1 pulse per liter), unions, metering range from 0.1 to 20 m^3/h, power input 220 mA / 48 VDC, protection class IP 68

Kaltwasserzähler, PN 16

- Beschreibung: zu Hycleen Des 5 / Hycleen Des 30
- Temperatur: max. 30°
- Bestehend aus: Mehrstrahl-Flügelradzähler mit Impulsgeber (1 Impuls pro Liter), Messausfall +/- 5%, Anschlussleistung 220mA / 48 VDC, Schutzart IP 68, 2m Kabel

DN (mm)	JRG Code	SP	GF Code	Weight (kg)	d R (inch)	l (mm)	Pulse (l)
32	**9815.032**	1	**351 115 032**	3.365	1 ½	375	1
40	**9815.040**	1	**351 115 040**	7.130	2	440	1
50	**9815.050**	1	**351 115 050**	8.890	2 ⅜	460	1

9815

Cold water meter with flange, PN 16

- Description: For Hycleen Des 30
- Temperature: max. 50°C
- Consisting of: Woltam turbine meter with dry-type registers (1 pulse/liter), measure failure +/- 5%, connection power 220mA / 48 VDC, protection class IP 68, 2m cable

Kaltwasserzähler mit Flansch, PN 16

- Beschreibung: zu Hycleen Des 30
- Temperatur: max. 50°C
- Besthend aus: Woltam Turbinenzähler in Bauweise Trockenläufer mit Impulsgeber (1 Impuls pro Liter), Messfehler +/- 5%, Anschlussleistung 220mA/ 48 VDC, Schutzart IP 68, Signalkabel 2m

d (inch)	DN (mm)	JRG Code	GF Code	SP	Weight (kg)
2 ½	65	**9815.065**	**351 115 065**	1	9.600
3	80	**9815.080**	**351 115 080**	1	14.200
4	100	**9815.100**	**351 115 100**	1	18.200
5	125	**9815.125**	**351 115 125**	1	20.700
6	150	**9815.150**	**351 115 150**	1	35.900
8	200	**9815.200**	**351 115 200**	1	56.900

table continued on the next page

d (inch)	DN (mm)	h (mm)	H (mm)	L (mm)	Nominal flow (m^3/h)	Minimum flow (m^3/h)	Pulse (l)
2 ½	65	185	205	200	70	0.8	1
3	80	200	245	225	120	1.2	1
4	100	220	255	250	230	1.8	1
5	125	250	278	250	250	3.0	1
6	150	285	312	300	450	4.5	10
8	200	340	366	350	800	7.5	10

9816

Water treatment set

- Description: to Hycleen Des 30
- Consisting of: System separator BA, ion exchanger (pendulum system with 5 litres of resin each), water hardness test, fine filter 5 µm

Wasseraufbereitungsset

- Beschreibung: zu Hycleen Des 30
- Bestehend aus: Systemtrenner BA, Ionentauscher (Pendelanlage mit je 5 Liter Harz), Wasserhärte Test, Feinfilter 5 µm

JRG Code	Weight (kg)	GF Code
9816.001	13.000	**351 120 300**

l1 (mm)	h1 (mm)	b1 (mm)	d1	l2 (mm)	h2 (mm)	b2 (mm)	d2	l3 (mm)	h3 (mm)	b3 (mm)	d3
200	140	60	R 1/2"	590	620	560	R 1"	120	190	100	IG Rp 1/2"

9818

High-purity salt

- Description: to Hycleen Des 30
- Consisting of: Dehumidified, white, fine-grained, high-purity sodium chloride (NaCL > 99.8%) for manufacturing an electro-activated disinfectant
- Complies with the EU Biocides Regulation (No. 528/2012)

Hochreines Salz

- Beschreibung: zu Hycleen Des 30
- Bestehend aus: Getrocknetem, weissem, feinkörnigem Natriumchlorid (NaCl > 99.8%) von hochreiner Qualität, für die Herstellung einer elektro-aktivierten Desinfektionslösung
- Erfüllt die EU-Biozidverordnung (Nr. 528/2012)

b (mm)	h (mm)	l (mm)	JRG Code	SP	GF Code	Weight (kg)
300	400	320	**9818.010**	1	**351 118 010**	25.740

9818

Calzid Ex

- Description: to Hycleen Des 30
- Consisting of: Descaling and cleaning fluid composed of biodegradable acid

Calzid Ex

- Beschreibung: zu Hycleen Des 30
- Bestehend aus: Entkalkungs- und Reinigungsfluid aus organisch abbaubarer Säure

b (mm)	h (mm)	l (mm)	JRG Code	SP	GF Code	Weight (kg)
290	470	250	**9818.020**	1	**351 118 020**	26.910

Dosing unit

- Description: For volume-proportional dosing of Hycleen Des 5 / Hycleen Des 30
- Consisting of: Water meter with pulse generator (1 pulse / liter) with dosing point and dosing lance

Dosiereinheit

- Beschreibung: Zur mengenproportionalen Dosierung der Hycleen Des 5 / Hycleen Des 30
- Bestehend aus: Wasserzähler mit Impulsgeber (1 Impuls / Liter) mit Dosierstelle und Dosierlanze

JRG Code	Weight (kg)	Code	DN (mm)	d1	d2 (mm)	l (mm)
9816.032	3.200	**351 120 350**	32	G 1 1/4"	8/6	443
9816.040	5.900	**351 120 351**	40	G 1 1/2"	8/6	515
9816.050	7.200	**351 120 352**	50	G 2"	8/6	535

High purity brine 20 liters

- For the Hycleen Des 5 unit
- Consists of highly pure sodium chloride (NaCl > 99.8%) in osmosis water
- Complies with the EU Biocides Regulation (No. 528/2012)

Hochreine Salzsole 20 Liter

- Für die Hycleen Des 5 Anlage
- Bestehend aus hochreinem Natriumchlorid (NaCl > 99.8%) in Osmosewasser
- Erfüllt die EU-Biozidverordnung (Nr. 528/2012)

JRG Code	Weight (kg)	Code	h (mm)	l (mm)	b (mm)
9818.015	20.000	**351 120 343**	403	290	240

JRG Coral force

+ Advantages

- No salt or other chemicals are added to the drinking water
- The drinking water system is protected because the bound lime (biomineralization) is safely flushed out
- Hygienic safety is provided through daily thermal disinfection
- Evidence of effectiveness of 95 per cent according to the independent DVGW certification under the terms of worksheet W512 / 510
- Low maintenance; catalyst granules need only be replaced at 5-year intervals

+ Vorteile

- Keine Zugabe von Salz oder anderen Chemikalien ins Trinkwasser
- Schutz der Trinkwasserinstallation durch Ausspülen des gebundenen Kalkes (Biomineralisation)
- Hygienische Sicherheit durch eine tägliche thermische Desinfektion
- Wirkungsnachweis mit 95%, gemäss unabhängiger Zertifizierung beim DVGW nach Arbeitsblatt W512/510
- Wartungsarm, nur alle 5 Jahre muss das Katalysatorgranulat ausgetauscht werden

Table of contents

Limescale protection	496
Accessories	504

Limescale protection
Kalkschutzgeräte

9603



JRG Coral force 3000 limescale protection device

- Max. Number of people: 6
- Description: 75 l/h, 750 l/d, catridge 9699.003
- Temperature: max. 30/40°C
- Factory setting: 100 - 600 kPa (1 - 6 bar)

JRG Coral force 3000 Kalkschutzgerät

- Max. Anzahl Personen: 6
- Beschreibung: 75 l/h, 750 l/d, Kartusche 9699.003
- Temperatur: max. 30/40°C
- Auslieferzustand: 100 - 600 kPa (1 - 6 bar)

DN (mm)	JRG Code	GF Code	Weight (kg)
40	**9603.040**	**351 100 003**	13.800

DN (mm)	d1	d2 R (inch)	l1 (mm)	b1 (mm)	b2 (mm)	b3 (mm)	b4 (mm)	h1 (mm)	h2 (mm)	Capacity (l/d)
40	G 1 1/2	½	239	80 - 130	251	278	279	400	524	750

9604

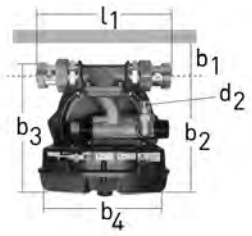

JRG Coral force 4000 limescale protection device

- Max. Number of people: 12
- Description: 125 l/h, 1250 l/d, catridge 9699.004
- Temperature: max. 30/40°C
- Factory setting: 100 - 600 kPa (1 - 6 bar)

JRG Coral force 4000 Kalkschutzgerät

- Max. Anzahl Personen: 12
- Beschreibung: 125 l/h, 1250 l/d, Kartusche 9699.004
- Temperatur: max. 30/40°C
- Auslieferzustand: 100 - 600 kPa (1 - 6 bar)

DN (mm)	JRG Code	GF Code	Weight (kg)
40	**9604.040**	**351 110 700**	14.000

DN (mm)	d1 G (inch)	d2 R (inch)	l1 (mm)	b1 (mm)	b2 (mm)	b3 (mm)	b4 (mm)	h1 (mm)	h2 (mm)	Capacity (l/d)
40	1 ½	½	238	80-130	251	278	279	400	628	1250

9605



JRG Coral force 5000 limescale protection device

- Max. Number of people: 16
- Description: 175 l/h, 1750 l/h, catridge 9699.005
- Temperature: max. 30/40°C
- Factory setting: 100 - 600 kPa (1 - 6 bar)
- Consisting of: device incl. hose

JRG Coral force 5000 Kalkschutzgerät

- Max. Anzahl Personen: 16
- Beschreibung: 175 l/h, 1750 l/d, Kartusche 9699.050
- Temperatur: max. 30/40°C
- Auslieferzustand: 100 - 600 kPa (1 - 6 bar)
- Bestehend aus: Gerät inkl. Wellenrohr

DN (mm)	JRG Code	GF Code	Weight (kg)
40	**9605.040**	**351 110 701**	24.000

DN (mm)	d1 G (inch)	d2 R (inch)	l (mm)	l1 (mm)	b1 (mm)	b2 (mm)	b3 (mm)	b4 (mm)	h1 (mm)	h2 (mm)	Capacity (l/d)
40	1 ½	½	51.5	238	64.5	311	375	320	603	706	1750

9655



JRG Coral force 5500 limescale protection device

- Max. Number of people: 20
- Description: 225 l/h, 2250 l/d, catridge 9699.055
- Temperature: max. 30/40°C
- Factory setting: 100 - 600 kPa (1 - 6 bar)
- Consisting of: device incl. hose

JRG Coral force 5500 Kalkschutzgerät

- Max. Anzahl Personen: 20
- Beschreibung: 225 l/h, 2250 l/d, Kartusche 9699.055
- Temperatur: max. 30/40°C
- Auslieferzustand: 100 - 600 kPa (1 - 6 bar)
- Bestehend aus: Gerät inkl. Wellenrohr

DN (mm)	JRG Code	GF Code	Weight (kg)
40	**9655.040**	**351 110 702**	24.000

DN (mm)	d1 G (inch)	d2 R (inch)	l (mm)	l1 (mm)	b1 (mm)	b2 (mm)	b3 (mm)	b4 (mm)	h1 (mm)	h2 (mm)	Capacity (l/d)
40	1 ½	½	51.5	238	64.5	311	375	320	603	706	2250

9665

JRG Coral force 6500 limescale protection device

- Max. Number of people: 24
- Description: 260 l/h, 2600 l/h, catridge 9699.065
- Temperature: max. 30/40°C
- Factory setting: 100 - 800 kPa (1 - 8 bar)
- Consisting of: device incl. hose

JRG Coral force 6500 Kalkschutzgerät

- Max. Anzahl Personen: 24
- Beschreibung: 260 l/h, 2600 l/d, Kartusche 9699.065
- Temperatur: max. 30/40°C
- Auslieferzustand: 100 - 800 kPa (1 - 8 bar)
- Bestehend aus: Gerät inkl. Wellenrohr

DN (mm)	JRG Code	GF Code	Weight (kg)
40	**9665.040**	**351 100 005**	37.400

DN (mm)	d1 G (inch)	d2 R (inch)	l (mm)	l1 (mm)	b1 (mm)	b2 (mm)	b3 (mm)	b4 (mm)	h1 (mm)	h2 (mm)	Capacity (l/d)
40	1 ½	½	51.5	239	65	310	374	320	752	871	2600

9607

JRG Coral force 7000 limescale protection device

- Max. Number of people: 34
- Description: 375 l/h, 3750 l/d, catridge 9699.007
- Temperature: max. 30/40°C
- Factory setting: 100 - 800 kPa (1 - 8 bar)
- Consisting of: device incl. hose

JRG Coral force7000 Kalkschutzgerät

- Max. Anzahl Personen: 34
- Beschreibung: 375 l/h, 3750 l/d, Kartusche 9699.007
- Temperatur: max. 30/40°C
- Auslieferzustand: 100 - 800 kPa (1 - 8 bar)
- Bestehend aus: Gerät inkl. Wellenrohr

DN (mm)	JRG Code	GF Code	Weight (kg)
40	**9607.040**	**351 100 007**	37.400

DN (mm)	d1 G (inch)	d2 R (inch)	l (mm)	l1 (mm)	b1 (mm)	b2 (mm)	b3 (mm)	b4 (mm)	h1 (mm)	h2 (mm)	Capacity (l/d)
40	1 ½	½	51.5	238	65	310	374	320	752	871	3750

9608

JRG Coral force 8000 limescale protection device

- Max. Number of people: 66
- Description: 690 l/h, 6900 l/d, catridge 9699.008
- Temperature: max. 30/40°C
- Factory setting: 100 - 800 kPa (1 - 8 bar)
- Connection: flange

JRG Coral force 8000 Kalkschutzgerät

- Max. Anzahl Personen: 66
- Beschreibung: 690 l/h, 6900 l/d, Kartusche 9699.008
- Temperatur: max. 30/40°C
- Auslieferzustand: 100 - 800 kPa (1 - 8 bar)
- Anschluss: Flansch

DN (mm)	JRG Code	GF Code	Weight (kg)
40	**9608.040**	**351 110 000**	105.000

DN (mm)	d1 (mm)	d2 (mm)	d3 (mm)	d4 Rp (inch)	d5 Rp (inch)	l (mm)	l1 (mm)	b (mm)	h (mm)	h1 (mm)	h2 (mm)	○	Capacity (l/d)
40	40	110	150	½	½	1204	604	577	1518	1443	1119	4x18	6900

9611

JRG Coral force 11000 limescale protection device

- Max. Number of people: 150
- Description: 1610 l/h, 16100 l/d, catridge 9699.011
- Temperature: max. 30/40°C
- Factory setting: 100 - 800 kPa (1 - 8 bar)
- Connection: flange

JRG Coral force 11000 Kalkschutzgerät

- Max. Anzahl Personen: 150
- Beschreibung: 1610 l/h, 16100 l/d, Kartusche 9699.011
- Temperatur: max. 30/40°C
- Auslieferzustand: 100 - 800 kPa (1 - 8 bar)
- Anschluss: Flansch

DN (mm)	JRG Code	GF Code	Weight (kg)
50	**9611.050**	**351 110 001**	163.000

DN (mm)	d1 (mm)	d2 (mm)	d3 (mm)	d4 Rp (inch)	d5 Rp (inch)	l (mm)	l1 (mm)	b (mm)	h (mm)	h1 (mm)	h2 (mm)	○	Capacity (l/d)
50	50	125	165	¾	½	1334	694	726	1632	1549	1192	4x18	16100

9614

JRG Coral force 14000 limescale protection device

- Max. Number of people: 250
- Description: 2750 l/h, 27500 l/d, catridge 9699.014
- Temperature: max. 30/40°C
- Factory setting: 100 - 800 kPa (1 - 8 bar)
- Connection: flange

JRG Coral force 14000 Kalkschutzgerät

- Max. Anzahl Personen: 250
- Beschreibung: 2750 l/h, 27500 l/d, Kartusche 9699.014
- Temperatur: max. 30/40°C
- Auslieferzustand: 100 - 800 kPa (1 - 8 bar)
- Anschluss: Flansch

DN (mm)	JRG Code	GF Code	Weight (kg)
50	**9614.050**	**351 110 002**	213.000

DN (mm)	d1 (mm)	d2 (mm)	d3 (mm)	d4 Rp (inch)	d5 Rp (inch)	l (mm)	l1 (mm)	b (mm)	h (mm)	h1 (mm)	h2 (mm)	○	Capacity (l/d)
50	50	125	165	¾	½	1334	694	726	1894	1549	1811	4x18	27500

9603

JRG Coral force 3.5D limescale protection device

- Max. Number of people: 350
- Description: 3500 l/h, 35000 l/d, catridge 9699
- Temperature: max. 30/40°C
- Factory setting: 100 - 800 kPa (1 - 8 bar)
- Connection: flange

JRG Coral force 3.5D Kalkschutzgerät

- Max. Anzahl Personen: 350
- Beschreibung: 3500 l/h, 35000 l/d, Kartusche 9699
- Temperatur: max. 30/40°C
- Auslieferzustand: 100 - 800 kPa (1 - 8 bar)
- Anschluss: Flansch

DN (mm)	JRG Code	GF Code	Weight (kg)
50	**9603.050**	**351 110 703**	340.000

DN (mm)	d1 (mm)	d2 (mm)	d3 (mm)	d4 Rp (inch)	d5 Rp (inch)	l (mm)	l1 (mm)	b (mm)	h (mm)	h1 (mm)	h2 (mm)	○	consumption (l/d)
50	50	125	165	¾	½	1334	694	726	1894	1549	1811	4x18	35000

9605

JRG Coral force 5D limescale protection device

- Max. Number of people: 500
- Description: 5000 l/h, 50000 l/d, catridge 9699
- Temperature: max. 30/40°C
- Factory setting: 100 - 800 kPa (1 - 8 bar)
- Connection: flange

JRG Coral force 5D Kalkschutzgerät

- Max. Anzahl Personen: 500
- Beschreibung: 5000 l/h, 50000 l/d, Kartusche 9699
- Temperatur: max. 30/40°C
- Auslieferzustand: 100 - 800 kPa (1 - 8 bar)
- Anschluss: Flansch

DN (mm)	JRG Code	GF Code	Weight (kg)
50	**9605.050**	**351 110 704**	390.000

DN (mm)	d1 (mm)	d2 (mm)	d3 (mm)	d4 Rp (inch)	d5 Rp (inch)	l (mm)	l1 (mm)	b (mm)	h (mm)	h1 (mm)	h2 (mm)	○	consumption (l/d)
50	50	125	165	¾	½	1334	694	726	1894	1549	1811	4x18	50000

9607





JRG Coral force 7.5D limescale protection device

- Max. Number of people: 750
- Description: 7500 l/h, 75000 l/d, catridge 9699
- Temperature: max. 30/40°C
- Factory setting: 100 - 800 kPa (1 - 8 bar)
- Connection: flange

JRG Coral force 7.5D Kalkschutzgerät

- Max. Anzahl Personen: 750
- Beschreibung: 7500 l/h, 75000 l/d, Kartusche 9699
- Temperatur: max. 30/40°C
- Auslieferzustand: 100 - 800 kPa (1 - 8 bar)
- Anschluss: Flansch

DN (mm)	JRG Code	GF Code	Weight (kg)
50	**9607.050**	**351 110 705**	900.000

DN (mm)	d1 (mm)	d2 (mm)	d3 (mm)	d4 Rp (inch)	d5 Rp (inch)	l (mm)	l1 (mm)	b (mm)	h (mm)	h1 (mm)	h2 (mm)	○	consumption (l/d)
50	50	125	165	¾	½	1334	694	726	1894	1549	1811	4x18	75000

9610



JRG Coral force 10D limescale protection device

- Max. Number of people: 1000
- Description: 10000 l/h, 100000 l/d, catridge 9699
- Temperature: max. 30/40°C
- Factory setting: 100 - 800 kPa (1 - 8 bar)
- Connection: flange

JRG Coral force 10D Kalkschutzgerät

- Max. Anzahl Personen: 1000
- Beschreibung: 10000 l/h, 100000 l/d, Kartusche 9699
- Temperatur: max. 30/40°C
- Auslieferzustand: 100 - 800 kPa (1 - 8 bar)
- Anschluss: Flansch

DN (mm)	JRG Code	GF Code	Weight (kg)
50	**9610.050**	**351 110 706**	1200.000

DN (mm)	d1 (mm)	d2 (mm)	d3 (mm)	d4 Rp (inch)	d5 Rp (inch)	l (mm)	l1 (mm)	b (mm)	h (mm)	h1 (mm)	h2 (mm)	○	consumption (l/d)
50	50	125	165	¾	½	1334	694	726	1894	1549	1811	4x18	100000

9615



JRG Coral force 15D limescale protection device

- Max. Number of people: 1500
- Description: 15000 l/h, 150000 l/d, catridge 9699
- Factory setting: 100 - 800 kPa (1 - 8 bar)
- Temperature: max. 30/40°C
- Connection: flange

JRG Coral force 15D Kalkschutzgerät

- Max. Anzahl Personen: 1500
- Beschreibung: 15000 l/h, 150000 l/d, Kartusche 9699
- Auslieferzustand: 100 - 800 kPa (1 - 8 bar)
- Temperatur: max. 30/40°C
- Anschluss: Flansch

DN (mm)	JRG Code	GF Code	Weight (kg)
50	**9615.050**	**351 110 707**	1400.000

DN (mm)	d1 (mm)	d2 (mm)	d3 (mm)	d4 Rp (inch)	d5 Rp (inch)	l (mm)	l1 (mm)	b (mm)	h (mm)	h1 (mm)	h2 (mm)	○	consumption (l/d)
50	50	125	165	¾	½	1334	694	726	1894	1549	1811	4x18	150000

9620



JRG Coral force 20D limescale protection device

- Max. Number of people: 2000
- Description: 20000 l/h, 200000 l/d, catridge 9699
- Temperature: max. 30/40°C
- Factory setting: 100 - 800 kPa (1 - 8 bar)
- Connection: flange

JRG Coral force 20D Kalkschutzgerät

- Max. Anzahl Personen: 2000
- Beschreibung: 20000 l/h, 200000 l/d, Kartusche 9699
- Temperatur: max. 30/40°C
- Auslieferzustand: 100 - 800 kPa (1 - 8 bar)
- Anschluss: Flansch

DN (mm)	JRG Code	GF Code	Weight (kg)
65	**9620.065**	**351 110 708**	1700.000

DN (mm)	d1 (mm)	d2 (mm)	d3 (mm)	d4 Rp (inch)	d5 Rp (inch)	b (mm)	l (mm)	l1 (mm)	h (mm)	h1 (mm)	h2 (mm)	○	consumption (l/d)
65	50	125	165	¾	½	726	1334	694	1894	1549	1811	4x18	200000

9625



JRG Coral force 25D limescale protection device

- Max. Number of people: 2500
- Description: 25000 l/h, 250000 l/d, catridge 9699
- Temperature: max. 30/40°C
- Factory setting: 100 - 800 kPa (1 - 8 bar)
- Connection: flange

JRG Coral force 25D Kalkschutzgerät

- Max. Anzahl Personen: 2500
- Beschreibung: 25000 l/h, 250000 l/d, Kartusche 9699
- Temperatur: max. 30/40°C
- Auslieferzustand: 100 - 800 kPa (1 - 8 bar)
- Anschluss: Flansch

DN (mm)	JRG Code	GF Code	Weight (kg)
65	**9625.065**	**351 110 709**	2000.000

DN (mm)	d1 (mm)	d2 (mm)	d3 (mm)	d4 Rp (inch)	d5 Rp (inch)	b (mm)	l (mm)	l1 (mm)	h (mm)	h1 (mm)	h2 (mm)	○	l/d
65	50	125	165	¾	½	726	1334	694	1894	1549	1811	4x18	250000

Accessories
Zubehör

9695



Connecting piece

- Description: to JRG Coral force
- Material: brass
- Connection: male thread

Passstück

- Beschreibung: zu JRG Coral force
- Werkstoff: Messing
- Anschluss: Aussengewinde

GN (inch)	DN (mm)	JRG Code	GF Code	d1 G (inch)	l (mm)	SW (mm)
1 ¼	32	**9695.480**	**351 101 600**	1 ½	239	41
1 ½	40	**9695.560**	**351 101 601**	1 ¾	239	46

9600

JRG Coral force 10 Limescale protection

- Description: Lime-stop egg filled with catalyst granules for coffee machines
- Material: stainless steel

JRG Coral force 10 Kalkschutz

- Beschreibung: Kalk-Stop-Ei gefüllt mit Katalysatorgranulat für Kaffeemaschinen
- Werkstoff: Chromnickelstahl

d (mm)	JRG Code	GF Code	Weight (kg)	l (mm)
50	**9600.010**	**351 100 000**	0.120	29

9699

Catalyst granules

- Description: conditioned replacement catalyst granules (based on polyacrylate), rechargeable battery for FailSafe

Katalysatorgranulat

- Beschreibung: Konditioniertes Ersatz Katalysatorgranulat (basiert auf Polyacrylat), Akku für FailSafe Steuerung

Type	JRG Code	GF Code
1500	**9699.001**	**351 101 000**
3000	**9699.003**	**351 101 100**
4000	**9699.004**	**351 101 400**
6000	**9699.006**	**351 101 200**

9699

Catalyst granules

- Description: conditioned replacement catalyst granules (based on polyacrylate), rechargeable battery for FailSafe

Katalysatorgranulat

- Beschreibung: Konditioniertes Ersatz Katalysatorgranulat (basiert auf Polyacrylat), Akku für FailSafe Steuerung

Type	JRG Code	GF Code
5000	**9699.005**	**351 100 068**
5500	**9699.055**	**351 100 067**
6500	**9699.065**	**351 100 054**
7000	**9699.007**	**351 100 053**
8000	**9699.008**	**351 110 048**
11000	**9699.011**	**351 110 049**
14000	**9699.014**	**351 110 050**

Index

Code	Page
0560.400	98
0560.480	98
0560.560	98
0560.640	98
0560.720	98
0560.800	98
1025.240	3
1025.320	3
1025.400	3
1028.240	3
1028.320	3
1028.400	3
1040.240	6, 26
1045.001	6
1045.002	6
1045.320	4
1045.321	5
1045.400	4
1048.320	5
1048.321	5
1048.400	5
1135.240	10
1135.320	10
1135.400	10
1135.480	10
1135.560	10
1135.640	10
1135.720	10
1136.240	10
1136.320	10
1136.400	10
1136.480	10
1136.560	10
1136.640	10
1136.720	10
1140.065	6
1140.080	6
1140.100	6
1146.065	11
1146.080	11
1300.240	7
1300.320	7
1300.400	7
1300.480	7
1300.560	7
1300.640	7
1300.720	7
1303.015	7
1303.020	7
1303.025	7
1303.032	7
1303.040	7
1303.050	7
1303.065	7
1310.240	8
1310.320	8
1310.400	8
1310.480	8
1310.560	8
1310.640	8
1310.720	8
1319.240	159
1319.320	159
1319.400	159
1319.480	159
1319.560	159
1319.640	159
1319.720	159
1320.240	9
1320.320	9
1320.400	9
1320.480	9
1320.560	9
1320.640	9
1320.720	9
1330.240	9
1330.320	9
1330.400	9
1330.480	9
1330.560	9
1330.640	9
1330.720	9
1339.240	160
1339.320	160
1339.400	160
1339.480	160
1339.560	160
1339.640	160
1339.720	160
1350.400	16
1350.480	16
1350.560	16
1350.640	16
1353.025	16
1353.032	16
1353.040	16
1353.050	16
1360.400	17
1360.480	17
1360.560	17
1360.640	17
1370.025	18
1370.032	18
1371.025	18
1371.032	18
1380.001	19
1380.320	19
1381.320	20
1382.320	21
1383.320	21
1384.320	21
1385.320	21
1386.320	22
1387.320	19
1388.320	20
1389.320	20
1511.400	22
1511.480	22
1521.400	23
1521.480	23
1531.480	23
1541.400	24
1541.480	24
1542.400	24
1542.480	24
1610.240	29
1610.320	29
1610.400	29
1610.480	29
1610.560	29
1610.640	29
1610.720	29
1611.015	30
1611.020	30
1611.025	30
1611.032	30
1611.040	30
1611.050	30
1611.065	30
1612.016	298
1612.020	298
1612.026	298
1612.032	298
1612.040	298
1612.050	298
1612.063	298
1614.040	31
1614.050	31
1614.065	31
1615.015	31
1615.018	31
1615.022	31
1615.028	31
1615.035	31
1615.042	31
1615.054	31
1616.901	304
1620.901	304
1626.901	304
1628.240	97
1628.320	97
1628.400	97
1628.480	97
1628.560	97
1628.640	97
1628.720	97
1630.320	27
1630.400	27
1630.480	27
1631.020	28
1631.025	28
1631.032	28
1632.901	304
1640.901	304
1648.240	97
1648.320	97
1648.400	97
1648.480	97
1648.560	97
1648.640	97
1648.720	97
1650.050	28
1650.065	28
1650.080	28
1650.100	28
1650.125	28
1650.901	304
1663.901	304
167 547 812	416
1672.240	32
1672.320	32
1672.400	32
1672.480	32
1682.240	32
1682.320	32
1682.400	32
1682.480	32
1682.560	32
1682.640	32
1684.240	32
1684.320	32
1684.400	32
1800.320	33
1801.000	39
1812.160	34
1812.240	34
1812.320	34
1812.400	34
1812.480	34
1812.560	34
1812.640	34
1812.720	34
1812.800	34
1814.040	34
1814.050	34
1814.065	34
1814.080	34
1830.400	35
1830.480	35
1830.560	35
1830.640	35
1836.400	35
1836.480	35
1836.560	35
1836.640	35
1838.005	40
1838.020	40
1838.050	40
1838.100	40
1838.150	40
1838.350	40
1839.001	40
1839.050	40
1839.100	40
1840.025	35
1840.032	35
1840.040	35
1840.050	35
1840.400	36
1840.480	36
1840.560	36
1840.640	36
1846.400	36
1846.480	36
1846.560	36
1846.640	36
1848.000	41
1849.000	41

Index

Code	Page
1850.065	37
1850.080	37
1850.100	37
1870.025	37
1870.032	37
1871.025	37
1871.032	37
1880.040	38
1880.050	38
1881.040	38
1881.050	38
2171.100	45
2180.000	46
2190.320	46
2190.400	46
2190.480	46
2191.020	47
2191.025	47
2191.032	47
2200.240	47
2200.241	48
2200.320	47
2200.321	48
2203.015	48
2203.020	48
2210.240	49
2210.320	49
2230.240	49
2230.241	50
2230.320	49
2230.321	50
2233.015	50
2233.020	50
2240.240	51
2240.320	51
3000.050	53
3000.055	53
3000.060	53
3000.065	53
3100.018	53
3100.026	53
3100.038	53
3100.042	53
3100.050	53
3100.055	53
3100.060	53
3100.065	53
3100.118	54
3100.126	54
3100.138	54
3100.142	54
3100.150	54
3110.018	54
3110.026	54
3110.038	54
3110.042	55
3110.050	55
3110.055	55
3110.060	55
340 230 014	467
340 230 015	467
340 230 018	467

Code	Page
3400.910	55
3400.912	55
3400.914	55
3400.916	55
3400.920	55
3400.922	55
3400.924	55
3400.926	55
3400.930	55
3400.932	55
3400.934	55
3400.936	55
3400.940	55
3400.942	55
3400.944	55
3400.946	55
3400.950	55
3400.952	55
3400.954	55
3400.956	55
3400.960	55
3400.962	55
3400.964	55
3400.966	55
3409.936	161
3409.946	161
3409.956	161
3409.966	161
3410.601	56
3410.605	56
3410.606	56
3410.608	56
3410.801	56
3410.805	56
3410.806	56
3410.808	56
3412.605	57
3412.608	57
3412.805	57
3412.808	57
3415.320	63
3415.400	63
3415.480	63
3415.560	63
3415.640	63
3419608	162
3419808	162
3480.320	63
3480.400	63
3480.480	63
3480.560	63
3480.640	63
350 110 601	12
350 110 602	12
350 202 601	60
350 211 001	134
350 211 101	134
350 211 201	134
350 211 202	134
350 211 301	134
350 216 901	61
350 217 101	61

Code	Page
350 218 301	145
350 218 302	145
350 218 401	142
350 218 429	143
350 219 201	60
350 228 902	120
350 229 002	120
350 229 102	120
350 229 205	121
350 229 305	121
350 229 405	121
350 239 301	134
350 243 802	120
350 243 905	121
350 253 301	61
350 253 401	61
350 253 466	161
350 253 501	61
350 253 566	161
350 253 601	61
350 253 666	161
350 253 701	61
350 253 766	161
350 260 502	11
350 260 503	11
350 260 504	12
350 260 505	12
350 261 205	121
350 261 405	121
350 275 006	32
350 275 103	32
350 275 106	32
350 275 203	32
350 275 401	32
350 275 404	32
350 275 501	32
350 277 901	51
350 277 903	52
350 278 401	33
350 279 001	33
350 281 409	53
350 281 410	54
350 281 414	54
350 281 415	54
350 281 416	54
350 281 417	54
350 281 421	53
350 281 422	53
350 281 423	53
350 281 425	53
350 281 426	53
350 281 427	53
350 281 428	53
350 281 801	55
350 281 802	55
350 281 803	54
350 281 805	54
350 281 806	54
350 281 807	55
350 281 808	55
350 295 601	53
350 295 605	53

Code	Page
350 295 606	53
350 295 607	53
350 296 901	158
350 296 902	158
350 330 901	146
350 331 601	146
350 331 701	146
350 331 801	146
350 331 901	146
350 331 925	146
350 332 001	146
350 332 032	146
350 332 101	146
350 332 140	146
350 332 201	146
350 332 250	146
350 332 365	146
350 332 465	147
350 332 480	146
350 332 565	147
350 342 601	12
350 344 701	10
350 344 801	10
350 344 901	10
350 345 001	10
350 345 101	10
350 345 201	10
350 461 401	134
350 461 402	134
350 461 403	134
350 461 404	134
350 461 405	134
350 461 406	134
350 461 407	134
350 461 408	134
350 461 409	134
350 484 102	59
350 484 201	59
350 484 301	59
350 484 401	59
350 484 601	59
350 484 801	59
350 485 601	59
350 485 701	59
350 485 801	59
350 485 901	59
350 486 001	59
350 486 101	59
350 493 201	33
350 496 701	10
350 496 801	10
350 496 901	10
350 497 001	10
350 497 101	10
350 497 201	10
350 542 301	6
350 542 401	6
350 542 501	6
350 544 701	12
350 544 702	12
350 565 602	98
350 565 901	39

Index

Code	Page
350 581 101	13
350 584 101	41
350 585 901	12
350 586 901	61
350 588 202	40
350 588 702	40
350 590 002	40
350 590 102	40
350 590 202	40
350 590 302	40
350 590 402	40
350 590 502	40
350 590 514	40
350 590 801	134
350 594 601	10
350 597 601	63
350 597 701	63
350 597 801	63
350 597 901	63
350 598 001	63
350 598 401	143
350 598 501	143
350 598 503	143
350 598 601	147
350 598 602	147
350 598 603	147
350 598 604	147
350 598 701	148
350 598 702	148
350 598 703	148
350 599 001	143
350 599 481	3
350 599 581	3
350 599 610	3
350 599 902	6, 26
350 599 928	5
350 599 937	6
350 599 938	6
350 599 940	4
350 599 944	3
350 599 945	3
350 599 946	3
350 599 952	5
350 599 953	5
350 599 955	5
350 599 980	4
350 664 301	64
350 667 301	64
350 667 401	64
350 667 501	64
350 678 801	10
350 678 901	12
350 690 001	35
350 690 002	35
350 690 003	35
350 690 004	35
350 690 101	35
350 690 102	35
350 690 103	35
350 690 104	35
350 690 201	36
350 690 202	36

Code	Page
350 690 203	36
350 690 204	36
350 690 209	35
350 690 210	35
350 690 211	35
350 690 212	35
350 690 301	36
350 690 302	36
350 690 303	36
350 690 304	36
350 690 401	16
350 690 402	16
350 690 403	16
350 690 404	16
350 690 501	16
350 690 502	16
350 690 503	16
350 690 504	16
350 690 601	17
350 690 602	17
350 690 603	17
350 690 604	17
350 690 825	39
350 690 840	18
350 690 841	18
350 690 842	37
350 690 843	37
350 690 845	39
350 690 910	41
350 690 932	18
350 690 933	18
350 690 969	37
350 690 971	37
350 691 012	38
350 691 013	38
350 691 014	38
350 691 015	38
350 691 020	74
350 691 021	74
350 691 022	74
350 691 023	74
350 712 301	7
350 712 401	7
350 712 501	7
350 712 601	7
350 712 701	7
350 712 801	7
350 712 980	49
350 712 982	50
350 712 983	51
350 712 984	50
350 713 080	49
350 713 082	50
350 713 083	51
350 713 084	50
350 719 911	15
350 719 912	15
350 719 913	15
350 719 914	15
350 720 301	15
350 720 401	15
350 720 501	15

Code	Page
350 720 601	15
350 720 701	15
350 720 801	15
350 722 102	14
350 722 202	14
350 722 302	14
350 722 402	14
350 722 501	14
350 722 601	14
350 722 702	15
350 722 802	15
350 722 902	15
350 723 002	15
350 723 102	15
350 723 202	15
350 731 001	7
350 731 101	7
350 731 201	7
350 731 301	7
350 731 401	7
350 731 501	7
350 731 601	8
350 731 701	8
350 731 801	8
350 731 901	8
350 732 001	8
350 732 101	8
350 732 801	9
350 732 901	9
350 733 001	9
350 733 101	9
350 733 201	9
350 733 301	9
350 734 001	9
350 734 101	9
350 734 201	9
350 734 301	9
350 734 401	9
350 734 501	9
350 734 601	7
350 734 701	7
350 734 801	8
350 735 001	9
350 735 201	9
350 736 368	159
350 736 468	159
350 736 568	159
350 736 668	159
350 736 768	159
350 736 868	159
350 736 968	159
350 737 068	160
350 737 168	160
350 737 268	160
350 737 368	160
350 737 468	160
350 737 568	160
350 737 668	160
350 739 001	19
350 739 016	19
350 739 080	21
350 739 081	21

Code	Page
350 739 082	21
350 739 083	21
350 739 084	20
350 739 086	22
350 739 088	19
350 739 090	158
350 739 095	20
350 739 097	20
350 756 701	64
350 756 801	27, 64
350 759 901	145
350 759 902	62
350 760 010	63
350 760 011	55
350 760 012	55
350 760 013	55
350 760 017	55
350 760 068	161
350 760 110	63
350 760 111	55
350 760 112	55
350 760 113	55
350 760 117	55
350 760 168	161
350 760 210	63
350 760 211	55
350 760 212	55
350 760 213	55
350 760 217	55
350 760 268	161
350 760 310	63
350 760 311	55
350 760 312	55
350 760 313	55
350 760 317	55
350 760 368	161
350 760 410	63
350 760 411	55
350 760 412	55
350 760 413	55
350 760 417	55
350 760 511	55
350 760 512	55
350 760 513	55
350 760 517	55
350 761 801	63
350 761 901	63
350 762 001	63
350 762 101	63
350 762 201	63
350 762 301	63
350 767 203	57
350 767 212	57
350 767 214	56
350 767 215	56
350 767 216	56
350 767 218	56
350 767 268	162
350 767 402	57
350 767 403	57
350 767 414	56
350 767 415	56

Index

Code	Page
350 767 416	56
350 767 418	56
350 767 468	162
350 767 701	63
350 767 801	63
350 768 601	61
350 768 801	61
350 769 801	64
350 769 901	64
350 773 102	70
350 773 103	70
350 773 104	70
350 773 105	70
350 773 106	70
350 781 907	4
350 781 908	4
350 781 909	25
350 781 910	4
350 782 280	47
350 782 282	48
350 782 283	49
350 782 284	48
350 782 380	47
350 782 382	48
350 782 383	49
350 782 384	48
350 783 101	26
350 789 612	133
350 789 615	133
350 791 001	69
350 791 101	69
350 791 201	69
350 791 301	69
350 791 401	70
350 791 501	70
350 791 601	70
350 791 701	70
350 794 801	13
350 802 002	102
350 802 202	111
350 803 201	154
350 803 401	154
350 808 610	97
350 808 710	97
350 808 810	97
350 808 910	97
350 809 010	97
350 809 110	97
350 809 210	97
350 818 704	93
350 818 706	78
350 818 707	85
350 818 718	90
350 818 719	90
350 818 720	90
350 818 721	90
350 818 722	91
350 818 723	81
350 818 724	88
350 818 806	78
350 818 807	85
350 818 818	81

Code	Page
350 818 819	88
350 823 401	69
350 823 501	70
350 830 151	120
350 830 182	65
350 830 183	66
350 830 191	62
350 830 192	62
350 830 194	62
350 831 401	65
350 831 421	64
350 831 422	64
350 831 501	65
350 831 566	162
350 831 702	130
350 831 703	130
350 831 704	130
350 832 210	127
350 835 220	67
350 835 320	67
350 835 420	67
350 835 520	67
350 835 620	67
350 835 720	67
350 835 820	67
350 835 920	67
350 836 020	67
350 836 120	68
350 836 220	68
350 836 320	68
350 836 420	68
350 836 520	68
350 836 620	68
350 836 720	68
350 836 820	68
350 836 920	68
350 837 020	68
350 847 501	51
350 847 502	52
350 848 901	52
350 848 902	52
350 849 001	52
350 849 002	52
350 849 101	46
350 849 701	66
350 850 001	32
350 850 002	32
350 850 003	32
350 850 004	32
350 850 005	32
350 850 006	32
350 850 036	33
350 850 046	33
350 850 056	33
350 850 066	33
350 850 076	33
350 850 086	33
350 868 002	43
350 868 102	43
350 868 202	43
350 868 301	43
350 868 401	43

Code	Page
350 868 501	43
350 868 601	43
350 868 701	43
350 869 201	43
350 869 202	42
350 869 301	42
350 869 401	42
350 869 501	42
350 869 601	42
350 869 701	42
350 869 802	42
350 869 902	42
350 870 201	43
350 870 301	43
350 870 401	43
350 870 501	43
350 870 601	43
350 870 702	43
350 870 802	43
350 870 902	34
350 871 002	34
350 871 102	34
350 871 202	34
350 871 302	34
350 871 340	34
350 871 350	34
350 871 365	34
350 871 380	34
350 871 402	34
350 871 502	34
350 871 602	34
350 872 102	34
350 874 005	121
350 874 105	121
350 874 205	121
350 874 305	121
350 877 801	144
350 877 802	144
350 877 901	144
350 880 601	51
350 883 901	98
350 884 401	98
350 884 801	98
350 885 201	98
350 885 601	98
350 887 710	152
350 887 911	152
350 887 966	162
350 892 502	58
350 892 511	58
350 894 000	95
350 894 005	96
350 894 008	97
350 894 080	100
350 894 086	98
350 894 087	99
350 894 088	99
350 894 089	99
350 894 100	95
350 894 105	96
350 894 108	97
350 894 180	100

Code	Page
350 894 200	95
350 894 205	96
350 894 208	97
350 894 280	100
350 894 286	98
350 894 287	99
350 894 288	99
350 894 289	99
350 894 300	95
350 894 305	96
350 894 308	97
350 894 380	100
350 894 386	98
350 894 387	99
350 894 388	99
350 894 389	99
350 894 400	95
350 894 405	96
350 894 408	97
350 894 480	100
350 894 486	98
350 894 487	99
350 894 488	99
350 894 489	99
350 894 500	95
350 894 505	96
350 894 508	97
350 894 600	96
350 894 605	96
350 894 608	97
350 894 700	96
350 894 800	110
350 894 803	26
350 894 880	112
350 894 900	110
350 894 917	72
350 894 968	72
350 894 980	112
350 895 000	110
350 895 003	27
350 895 005	44
350 895 006	45
350 895 017	72
350 895 060	71
350 895 061	71
350 895 064	71
350 895 066	72
350 895 068	72
350 895 080	112
350 895 100	110
350 895 105	44
350 895 106	45
350 895 117	72
350 895 160	71
350 895 161	71
350 895 164	71
350 895 166	72
350 895 168	72
350 895 180	112
350 895 200	110
350 895 205	44
350 895 206	45

Index

Code	Page
350 895 217	72
350 895 260	71
350 895 261	71
350 895 264	71
350 895 266	72
350 895 268	72
350 895 280	112
350 895 300	110
350 895 305	44
350 895 306	45
350 895 317	72
350 895 360	71
350 895 361	71
350 895 364	71
350 895 366	72
350 895 368	72
350 895 400	110
350 895 417	72
350 895 460	71
350 895 461	71
350 895 464	71
350 895 466	72
350 895 468	72
350 895 526	83
350 895 527	83
350 895 528	83
350 895 529	83
350 895 540	4
350 895 550	4
350 895 600	78
350 895 601	78
350 895 602	78
350 895 603	78
350 895 604	78
350 895 605	78
350 895 612	80
350 895 613	80
350 895 614	80
350 895 615	80
350 895 616	80
350 895 617	80
350 895 618	80
350 895 619	81
350 895 620	81
350 895 621	81
350 895 622	81
350 895 623	81
350 895 624	81
350 895 625	81
350 895 633	84
350 895 634	84
350 895 635	84
350 895 636	84
350 895 637	84
350 895 638	84
350 895 651	82
350 895 652	82
350 895 653	82
350 895 654	82
350 895 655	82
350 895 656	82
350 895 663	83

Code	Page
350 895 664	83
350 895 665	83
350 895 666	83
350 895 667	83
350 895 668	83
350 895 669	83
350 895 670	89
350 895 671	89
350 895 672	89
350 895 673	89
350 895 674	89
350 895 675	89
350 895 676	89
350 895 677	87
350 895 678	87
350 895 679	87
350 895 680	87
350 895 681	87
350 895 682	87
350 895 683	87
350 895 684	87
350 895 685	87
350 895 686	87
350 895 687	87
350 895 688	87
350 895 689	87
350 895 690	87
350 895 691	88
350 895 692	88
350 895 693	88
350 895 694	89
350 895 695	89
350 895 696	89
350 895 697	89
350 895 726	79
350 895 727	79
350 895 728	79
350 895 729	79
350 895 730	80
350 895 731	80
350 895 732	85
350 895 733	85
350 895 734	85
350 895 735	86
350 895 736	86
350 895 800	102
350 895 801	102
350 895 802	102
350 895 803	102
350 895 804	102
350 895 805	102
350 895 806	108
350 895 807	108
350 895 808	108
350 895 809	108
350 895 810	108
350 895 811	108
350 895 812	105
350 895 813	105
350 895 814	105
350 895 815	105
350 895 816	106

Code	Page
350 895 817	106
350 895 818	106
350 895 819	106
350 895 820	107
350 895 821	107
350 895 822	107
350 895 823	107
350 895 824	107
350 895 825	107
350 895 826	108
350 895 827	108
350 895 828	102
350 895 830	109
350 895 847	103
350 895 848	103
350 895 849	103
350 895 850	103
350 895 851	103
350 895 852	109
350 895 853	109
350 895 854	109
350 895 855	109
350 895 856	110
350 895 859	106
350 895 860	106
350 895 861	106
350 895 862	106
350 895 863	104
350 895 864	104
350 895 865	104
350 895 866	104
350 895 867	104
350 895 868	105
350 895 900	66
350 895 901	66
350 895 902	66
350 895 903	66
350 895 904	66
350 895 905	66
350 895 906	66
350 895 907	66
350 895 908	66
350 895 909	66
350 895 910	66
350 895 911	66
350 895 912	66
350 895 913	66
350 895 914	66
350 895 915	66
350 895 916	66
350 895 917	66
350 895 936	84
350 895 937	84
350 896 020	141
350 896 024	141
350 896 025	141
350 896 081	45
350 896 200	92
350 896 201	92
350 896 202	92
350 896 203	92
350 896 204	92

Code	Page
350 896 205	92
350 896 206	93
350 896 207	93
350 896 208	93
350 896 209	93
350 896 210	93
350 896 211	93
350 896 218	94
350 896 219	94
350 896 220	94
350 896 221	94
350 896 222	94
350 896 223	94
350 896 224	94
350 896 244	30
350 896 245	30
350 896 246	30
350 896 247	30
350 896 248	30
350 896 249	30
350 896 257	29
350 896 258	29
350 896 259	29
350 896 260	29
350 896 261	29
350 896 262	29
350 896 263	90
350 896 264	90
350 896 265	90
350 896 266	90
350 896 267	90
350 896 268	298
350 896 269	298
350 896 270	298
350 896 271	298
350 896 272	298
350 896 285	95
350 896 286	95
350 896 287	95
350 896 288	95
350 896 289	95
350 896 290	95
350 896 291	95
350 896 292	90
350 896 293	90
350 896 294	298
350 896 295	298
350 896 400	151
350 896 401	151
350 896 402	151
350 896 403	151
350 896 404	151
350 896 426	302
350 896 432	302
350 896 440	302
350 898 300	29
350 898 302	30
350 898 304	31
350 898 305	31
350 898 306	31
350 906 101	135
350 906 102	135

Index

Code	Page
350 906 202	135
350 907 401	135
350 907 402	135
350 919 201	155
350 920 002	98
350 920 012	98
350 920 102	98
350 920 202	98
350 920 302	98
350 920 402	98
350 920 502	98
350 920 602	98
350 928 726	255
350 928 727	101, 112
350 928 772	43, 101, 112
350 928 782	43, 101, 112
350 928 785	43, 101, 112
350 928 786	43, 101, 112
350 928 787	43, 101, 112
350 929 413	255
350 929 414	255
350 929 415	255
350 929 420	255
350 929 431	43, 101
350 929 432	43, 101
350 929 436	255
350 932 202	135
350 941 101	70
350 941 102	70
350 941 103	70
350 941 104	70
350 947 919	255
350 964 802	255
350 964 901	255
350 981 114	43, 101, 112
350 981 119	43, 101, 112
350 981 123	15, 43, 101, 112
350 981 127	15
350 981 128	43, 101, 112
350 981 132	43, 101, 112
350 981 139	43, 101, 112
350 981 148	43, 101
350 981 151	43, 101
350 981 222	15
350 981 228	15
350 981 239	45
350 981 416	304
350 981 509	304
350 981 515	304
350 981 520	304
350 981 521	304

Code	Page
350 981 527	304
350 981 528	304
350 981 533	304
350 981 535	304
350 981 616	15
350 981 622	15
350 984 101	202
3500.010	57
3500.020	57
351 030 501	27, 154
351 030 604	154
351 030 605	154
351 041 702	101
351 055 901	151
351 056 001	151
351 056 067	161, 163
351 057 003	94
351 057 004	82
351 057 104	82
351 060 403	91
351 060 404	31
351 060 406	86
351 060 413	91
351 060 414	31
351 060 416	86
351 060 423	91
351 060 424	31
351 060 426	86
351 060 433	91
351 060 434	31
351 060 436	86
351 060 443	91
351 060 444	31
351 060 446	86
351 060 453	91
351 060 454	31
351 060 456	86
351 060 463	91
351 060 464	31
351 060 466	86
351 060 500	293
351 060 501	293
351 060 511	293
351 060 516	293
351 060 521	293
351 060 531	293
351 060 541	293
351 060 600	156
351 060 601	157
351 060 602	157
351 060 603	156
351 060 605	157
351 060 612	157
351 060 613	156
351 060 650	146
351 060 701	157
351 060 702	157
351 060 801	154
351 060 802	154
351 060 803	154
351 060 804	155
351 060 805	155

Code	Page
351 060 806	155
351 060 807	155
351 060 901	155
351 060 902	155
351 060 903	155
351 060 904	155
351 060 905	155
351 060 906	155
351 060 907	155
351 061 180	47
351 061 181	28
351 061 182	47
351 061 183	28
351 061 184	47
351 061 185	28
351 061 280	46
351 061 281	27
351 061 282	46
351 061 283	27
351 061 284	46
351 061 285	27
351 061 403	150
351 061 405	148
351 061 413	150
351 061 415	148
351 061 420	148
351 061 423	150
351 061 425	148
351 061 429	70
351 061 433	150
351 061 435	148
351 061 439	70
351 061 443	150
351 061 445	148
351 061 449	70
351 061 453	150
351 061 455	148
351 061 459	70
351 061 465	148
351 061 469	70
351 061 475	148
351 061 485	148
351 061 495	148
351 062 000	117
351 062 001	117
351 062 002	117
351 062 012	116
351 062 014	116
351 062 015	116
351 062 016	118
351 062 017	118
351 062 018	118
351 062 019	118
351 062 020	200
351 062 021	201
351 062 022	200
351 062 023	201
351 062 026	124
351 062 064	120
351 062 070	120
351 062 071	120
351 062 081	119

Code	Page
351 062 088	154
351 062 089	121
351 062 090	154
351 062 103	119
351 100 000	504
351 100 003	496
351 100 005	498
351 100 007	498
351 100 053	505
351 100 054	505
351 100 067	505
351 100 068	505
351 101 000	504
351 101 100	504
351 101 200	504
351 101 400	504
351 101 500	146
351 101 600	504
351 101 601	504
351 110 000	499
351 110 001	499
351 110 002	500
351 110 048	505
351 110 049	505
351 110 050	505
351 110 365	142
351 110 500	142
351 110 504	143
351 110 535	474
351 110 550	473
351 110 581	476, 482
351 110 582	476, 482
351 110 583	476, 482
351 110 584	476, 482
351 110 585	476, 482
351 110 586	476, 482
351 110 588	476
351 110 590	473
351 110 600	473
351 110 610	473
351 110 611	474
351 110 625	472
351 110 626	472
351 110 630	473
351 110 645	475
351 110 655	472
351 110 656	472
351 110 661	474
351 110 662	477
351 110 672	477
351 110 674	477
351 110 700	496
351 110 701	497
351 110 702	497
351 110 703	500
351 110 704	501
351 110 705	501
351 110 706	502
351 110 707	502
351 110 708	503
351 110 709	503
351 110 763	475

Index

Code	Page
351 110 772	474
351 110 780	481
351 110 781	481
351 110 783	480
351 110 790	478
351 110 791	478
351 110 792	479
351 110 793	478
351 110 795	479
351 110 796	479
351 110 797	479
351 110 798	479
351 111 012	488
351 111 060	488
351 112 032	488
351 112 040	488
351 112 050	488
351 113 130	489
351 114 902	76
351 114 903	73
351 114 904	76
351 114 905	75
351 114 907	77
351 114 908	77
351 114 912	76
351 114 913	73
351 114 981	77
351 114 982	76
351 114 983	73
351 114 984	76
351 114 985	75
351 114 987	77
351 114 988	77
351 114 992	76
351 114 993	73
351 115 032	489
351 115 040	489
351 115 050	489
351 115 065	489
351 115 080	489
351 115 100	489
351 115 125	489
351 115 150	489
351 115 200	489
351 118 010	490
351 118 020	491
351 120 250	486
351 120 260	486
351 120 261	486
351 120 300	490
351 120 343	491
351 120 350	491
351 120 351	491
351 120 352	491
351 120 405	487
351 180 089	135, 139
351 180 090	135
351 180 091	135
351 180 092	135
351 400 110	256
351 400 120	256
351 401 301	207

Code	Page
351 401 501	219
351 402 101	208
351 402 301	226
351 402 901	215
351 402 921	215
351 403 101	216
351 403 301	223
351 403 311	224
351 403 501	208
351 403 701	216
351 405 501	219
351 405 701	207
351 405 901	211
351 405 902	211
351 406 301	209
351 406 302	210
351 406 501	212
351 406 901	211
351 406 902	211
351 407 101	216
351 407 701	209
351 408 701	209
351 409 301	227
351 409 701	210
351 409 702	210
351 411 301	229
351 412 760	175
351 412 762	179
351 412 860	176
351 412 868	177
351 412 869	176
351 412 960	175
351 413 001	188
351 413 102	196
351 413 401	214
351 414 840	184
351 414 845	184
351 414 846	184
351 414 929	183
351 414 950	185
351 414 951	185
351 415 401	190
351 415 404	189
351 415 601	190
351 415 801	191
351 416 001	191
351 416 201	194
351 416 760	175
351 416 764	179
351 416 766	180
351 416 801	220
351 416 860	176
351 416 865	177
351 416 868	177
351 416 869	176
351 416 960	175
351 419 201	233
351 419 301	239
351 419 401	233
351 420 501	187
351 420 502	187
351 420 510	187

Code	Page
351 420 760	175
351 420 761	175
351 420 762	179
351 420 764	179
351 420 766	180
351 420 860	176
351 420 861	176
351 420 865	177
351 420 868	177
351 420 869	176
351 420 960	175
351 423 101	181
351 423 301	182
351 423 701	178
351 424 101	234
351 424 301	178
351 424 701	184
351 424 702	185
351 424 801	184
351 424 802	185
351 425 201	252
351 425 202	185
351 425 211	248
351 426 901	239
351 428 301	178
351 428 402	196
351 429 201	212
351 430 001	212
351 430 112	212
351 430 113	212
351 430 114	212
351 430 115	212
351 430 116	212
351 431 601	172
351 432 401	233
351 433 901	239
351 434 101	192
351 436 303	219
351 439 301	213
351 440 301	235
351 441 301	240
351 441 401	228
351 441 501	228
351 442 601	229
351 442 701	229
351 442 801	229
351 447 901	196
351 448 001	196
351 448 301	256
351 448 501	180
351 449 001	213
351 449 011	214
351 451 901	181
351 451 902	181
351 451 903	181
351 451 904	182
351 451 920	235
351 451 930	234
351 465 001	225
351 465 101	225
351 467 501	226
351 470 110	256

Code	Page
351 471 110	256
351 473 501	209
351 473 701	209
351 474 301	209
351 477 901	187
351 478 801	210
351 479 001	210
351 479 201	211
351 479 401	211
351 480 301	216
351 480 501	216
351 480 701	217
351 480 901	217
351 481 101	218
351 481 501	217
351 481 701	224
351 482 401	226
351 483 201	227
351 483 701	207
351 484 101	207
351 484 202	196
351 484 302	196
351 484 701	207
351 484 901	225
351 485 801	188
351 485 810	188
351 485 915	188
351 493 801	229
351 494 301	235
351 494 401	236
351 495 301	173
351 495 302	173
351 495 303	173
351 495 304	173
351 496 001	173
351 496 002	173
351 496 003	173
351 496 101	173
351 496 102	173
351 496 201	173
351 496 202	173
351 497 601	187
351 497 701	187
351 497 801	188
351 497 901	188
351 498 001	192
351 499 201	217
351 500 110	256
351 500 120	256
351 500 601	178
351 500 701	178
351 500 801	178
351 500 901	178
351 501 201	190
351 501 301	190
351 501 401	191
351 501 501	192
351 501 801	194
351 502 201	207
351 502 301	208
351 502 401	208
351 502 501	208

Index

Code	Page
351 502 601	208
351 502 701	208
351 502 901	209
351 503 001	209
351 503 701	209
351 503 801	210
351 503 901	211
351 504 001	211
351 504 101	211
351 504 401	216
351 504 501	216
351 504 601	218
351 504 701	219
351 504 801	219
351 504 901	223
351 504 911	224
351 505 001	223
351 505 011	224
351 505 101	214
351 505 201	226
351 505 401	227
351 505 501	217
351 506 201	223
351 507 001	239
351 507 501	223
351 508 110	256
351 508 120	256
351 508 601	240
351 508 801	223
351 509 001	223
351 509 601	228
351 511 242	206
351 511 299	203
351 511 301	204
351 511 312	205
351 511 315	205
351 511 316	204
351 511 317	205
351 513 301	203
351 513 302	203
351 513 401	203
351 513 402	203
351 514 301	196
351 514 401	196
351 515 002	264
351 515 201	182
351 515 401	222
351 515 701	222
351 515 901	182
351 516 201	183
351 516 203	186
351 516 204	186
351 516 205	186
351 516 501	218
351 516 601	219
351 517 001	219
351 518 201	219
351 518 501	196
351 519 101	192
351 520 501	226
351 520 601	226
351 522 701	232

Code	Page
351 523 001	190
351 523 004	189
351 523 201	190
351 523 210	189
351 523 401	191
351 523 601	180
351 524 001	250
351 525 201	212
351 525 501	213
351 525 511	214
351 529 501	210
351 529 701	210
351 529 901	178
351 530 201	217
351 530 401	219
351 530 501	178
351 530 901	222
351 531 201	223
351 531 601	208
351 531 801	222
351 534 001	208
351 534 201	208
351 534 401	208
351 534 601	208
351 534 806	187
351 534 807	187
351 534 901	187
351 535 001	208
351 535 201	208
351 535 401	213
351 535 601	215
351 535 621	215
351 535 801	216
351 536 001	219
351 536 301	216
351 536 501	188
351 536 701	209
351 536 901	212
351 537 301	197
351 537 401	197
351 538 402	193
351 538 406	193
351 538 502	193
351 538 505	193
351 538 602	194
351 538 702	194
351 550 201	192
351 550 401	192
351 550 601	192
351 550 801	192
351 551 201	221
351 551 401	221
351 551 601	188
351 553 701	241
351 553 801	241
351 553 901	241
351 554 001	242
351 554 101	242
351 556 501	221
351 556 801	221
351 558 201	217
351 558 602	210

Code	Page
351 561 201	226
351 562 101	189
351 562 401	208
351 562 702	221
351 562 802	221
351 563 002	220
351 563 022	220
351 563 023	283
351 563 102	220
351 564 102	183
351 564 103	183
351 564 202	183
351 564 402	279
351 564 403	279
351 564 412	279
351 564 502	195
351 564 801	280
351 564 901	290
351 565 001	291
351 565 101	290
351 565 201	290
351 565 301	290
351 566 002	210
351 566 102	210
351 566 202	210
351 566 301	197
351 566 401	197
351 566 501	198
351 566 601	199
351 566 701	198
351 566 801	198
351 581 512	215
351 581 516	215
351 581 816	215
351 581 820	215
351 582 220	215
351 600 002	315
351 600 004	315
351 600 006	307
351 600 007	311
351 600 011	317
351 600 027	315
351 600 041	307
351 600 072	310
351 600 076	443
351 600 086	311
351 600 092	307
351 600 094	311
351 600 098	305
351 600 100	317
351 600 310	314
351 600 488	306
351 600 489	305
351 600 494	305
351 600 495	305
351 600 496	306
351 600 497	306
351 600 498	306
351 600 499	306
351 600 505	306
351 600 546	306
351 600 547	306

Code	Page
351 600 560	306
351 600 569	306
351 600 571	307
351 600 573	306
351 600 575	306
351 600 628	312
351 600 804	310
351 600 805	310
351 600 806	310
351 600 807	310
351 600 808	310
351 600 809	309
351 600 908	308
351 600 909	308
351 600 910	309
351 600 911	309
351 600 912	310
351 600 914	310
351 612 014	261
351 612 035	262
351 612 036	262
351 616 008	312
351 616 010	313
351 616 044	277
351 616 190	269
351 616 220	313
351 616 310	300
351 616 322	301
351 616 325	300
351 616 330	300
351 616 420	280
351 616 421	280
351 616 544	277
351 616 593	265
351 616 597	291
351 616 660	270
351 616 665	275
351 616 666	282
351 616 668	285
351 616 670	298
351 616 702	260
351 616 712	260
351 616 714	261
351 616 734	261
351 616 735	262
351 616 736	262
351 616 737	263
351 616 760	269
351 616 764	271
351 616 792	260
351 616 793	261
351 616 794	262
351 616 795	263
351 616 901	304
351 616 904	286
351 616 905	303
351 616 906	296
351 616 907	307
351 616 911	316
351 616 917	281
351 616 918	282
351 616 920	285

Index

Code	Page
351 616 921	274
351 616 922	281
351 616 923	293
351 616 924	293
351 616 925	293
351 616 926	293
351 616 927	294
351 616 932	266
351 616 933	267
351 616 936	288
351 616 938	279
351 616 939	279
351 616 940	285
351 616 942	296
351 616 943	264
351 616 944	264
351 616 945	265
351 616 946	265
351 616 947	266
351 616 948	267
351 616 949	267
351 616 950	268
351 616 951	268
351 616 952	268
351 616 953	268
351 616 954	268
351 616 955	268
351 616 956	268
351 616 958	264
351 616 962	270
351 616 965	271
351 616 966	272
351 616 967	272
351 616 968	273
351 616 969	273
351 616 970	273
351 616 971	274
351 616 972	278
351 616 973	278
351 616 974	282
351 616 975	283
351 616 983	290
351 616 985	105
351 616 989	294
351 616 990	292
351 616 992	288
351 616 993	264
351 616 994	288
351 616 996	288
351 616 997	290
351 616 998	291
351 616 999	299
351 620 008	312
351 620 010	313
351 620 190	269
351 620 220	313
351 620 310	300
351 620 330	300
351 620 420	280
351 620 421	280
351 620 544	277
351 620 590	265

Code	Page
351 620 591	265
351 620 595	291
351 620 596	291
351 620 597	292
351 620 660	270
351 620 662	270
351 620 665	275
351 620 666	282
351 620 667	284
351 620 668	285
351 620 671	296
351 620 702	260
351 620 712	260
351 620 714	261
351 620 734	261
351 620 735	262
351 620 736	262
351 620 737	263
351 620 760	269
351 620 761	269
351 620 762	271
351 620 764	271
351 620 792	260
351 620 793	261
351 620 794	262
351 620 795	263
351 620 901	304
351 620 904	286
351 620 905	303
351 620 906	296
351 620 907	307
351 620 911	316
351 620 917	281
351 620 918	282
351 620 920	285
351 620 921	274
351 620 922	281
351 620 923	283
351 620 924	275
351 620 925	295
351 620 926	275
351 620 927	275
351 620 931	287
351 620 933	290
351 620 936	288
351 620 940	285
351 620 941	293
351 620 942	293
351 620 943	294
351 620 944	277
351 620 947	266
351 620 948	265
351 620 949	265
351 620 952	296
351 620 955	279
351 620 956	279
351 620 965	271
351 620 966	272
351 620 967	272
351 620 971	274
351 620 973	278
351 620 974	282

Code	Page
351 620 975	283
351 620 976	283
351 620 985	105
351 620 987	294
351 620 989	289
351 620 990	264
351 620 991	264
351 620 992	288
351 620 994	288
351 620 995	290
351 620 996	290
351 620 997	291
351 620 998	291
351 620 999	299
351 626 008	312
351 626 009	313
351 626 010	313
351 626 310	300
351 626 322	301
351 626 330	300
351 626 544	277
351 626 545	277
351 626 583	287
351 626 587	291
351 626 596	289
351 626 597	291
351 626 598	292
351 626 665	275
351 626 666	282
351 626 667	284
351 626 668	285
351 626 670	298
351 626 671	296
351 626 672	296
351 626 702	260
351 626 712	260
351 626 714	261
351 626 735	262
351 626 736	262
351 626 737	263
351 626 792	260
351 626 794	262
351 626 795	263
351 626 901	304
351 626 904	286
351 626 905	303
351 626 906	296
351 626 907	307
351 626 911	316
351 626 920	285
351 626 921	274
351 626 922	281
351 626 923	283
351 626 924	275
351 626 925	275
351 626 926	295
351 626 927	295
351 626 928	275
351 626 929	275
351 626 931	265
351 626 940	285
351 626 941	293

Code	Page
351 626 942	293
351 626 943	278
351 626 944	277
351 626 945	277
351 626 948	281
351 626 949	282
351 626 950	284
351 626 951	284
351 626 952	296
351 626 960	287
351 626 975	299
351 626 982	288
351 626 983	287
351 626 984	291
351 626 985	105
351 626 987	290
351 626 988	291
351 626 991	289
351 626 992	264
351 626 993	283
351 626 994	288
351 626 995	288
351 626 996	288
351 626 997	290
351 626 998	291
351 626 999	299
351 632 008	312
351 632 009	313
351 632 010	313
351 632 310	300
351 632 330	300
351 632 532	294
351 632 545	277
351 632 597	291
351 632 598	292
351 632 665	275
351 632 666	282
351 632 667	284
351 632 668	285
351 632 670	298
351 632 671	296
351 632 672	296
351 632 673	296
351 632 702	260
351 632 712	260
351 632 714	261
351 632 735	262
351 632 736	262
351 632 792	260
351 632 794	262
351 632 901	304
351 632 904	286
351 632 905	303
351 632 906	296
351 632 911	316
351 632 920	285
351 632 921	274
351 632 922	281
351 632 923	283
351 632 924	275
351 632 925	295
351 632 926	295

Index

Code	Page
351 632 927	295
351 632 928	275
351 632 929	275
351 632 930	275
351 632 940	286
351 632 943	278
351 632 944	277
351 632 945	277
351 632 952	296
351 632 963	281
351 632 964	282
351 632 965	284
351 632 966	284
351 632 982	287
351 632 983	288
351 632 984	287
351 632 985	105
351 632 989	294
351 632 993	289
351 632 994	283
351 632 995	288
351 632 996	288
351 632 997	290
351 632 998	292
351 632 999	299
351 640 008	312
351 640 009	313
351 640 010	313
351 640 310	300
351 640 330	300
351 640 540	294
351 640 584	288
351 640 597	291
351 640 598	292
351 640 670	298
351 640 901	304
351 640 902	260
351 640 904	286
351 640 905	303
351 640 906	296
351 640 911	316
351 640 912	260
351 640 920	285
351 640 921	274
351 640 922	281
351 640 923	283
351 640 924	295
351 640 925	295
351 640 926	295
351 640 927	295
351 640 928	275
351 640 930	275
351 640 931	275
351 640 932	275
351 640 940	286
351 640 946	281
351 640 947	282
351 640 948	284
351 640 949	284
351 640 952	296
351 640 982	287
351 640 983	287

Code	Page
351 640 984	288
351 640 985	288
351 640 987	287
351 640 992	260
351 640 994	283
351 640 995	289
351 640 996	289
351 640 997	290
351 640 998	292
351 650 009	313
351 650 108	312
351 650 131	313
351 650 210	314
351 650 550	294
351 650 670	298
351 650 820	285
351 650 821	274
351 650 822	281
351 650 823	283
351 650 824	295
351 650 825	295
351 650 826	295
351 650 827	276
351 650 828	276
351 650 829	276
351 650 830	276
351 650 852	314
351 650 901	304
351 650 902	260
351 650 904	286
351 650 934	281
351 650 935	282
351 650 936	284
351 650 937	284
351 650 940	286
351 650 970	86
351 650 992	260
351 650 994	283
351 650 995	289
351 650 996	289
351 650 997	290
351 650 998	292
351 663 009	313
351 663 108	312
351 663 131	313
351 663 210	314
351 663 563	294
351 663 670	298
351 663 820	285
351 663 821	274
351 663 822	281
351 663 823	283
351 663 825	295
351 663 826	295
351 663 827	295
351 663 828	276
351 663 829	276
351 663 830	276
351 663 831	276
351 663 901	304
351 663 902	260
351 663 904	286

Code	Page
351 663 934	281
351 663 935	282
351 663 936	284
351 663 937	284
351 663 940	286
351 663 970	86
351 663 989	294
351 663 992	260
351 663 995	289
351 663 996	289
351 663 997	290
351 663 998	292
351 800 001	465
351 800 002	465
351 800 004	466
351 800 005	465
351 800 020	465
351 800 021	465
351 800 022	465
351 800 023	465
351 800 024	465
351 816 735	449
351 816 736	450
351 816 737	451
351 816 738	450
351 816 739	450
351 816 746	457
351 816 747	457
351 816 751	456
351 816 754	459
351 816 761	456
351 816 766	457
351 816 767	457
351 816 773	459
351 816 775	458
351 816 781	456
351 816 791	460
351 816 792	460
351 816 794	455
351 816 795	458
351 816 796	458
351 816 797	458
351 816 798	458
351 816 802	448
351 816 814	448
351 816 834	451
351 816 835	448
351 816 836	449
351 816 904	454
351 816 920	453
351 816 921	453
351 816 922	453
351 816 940	454
351 816 966	461
351 816 967	462
351 816 973	463
351 816 975	463
351 816 980	467
351 816 984	455
351 816 985	460
351 816 986	464
351 816 994	461

Code	Page
351 816 995	462
351 816 996	462
351 816 997	463
351 816 998	463
351 820 735	449
351 820 736	450
351 820 737	451
351 820 738	450
351 820 739	450
351 820 743	457
351 820 745	459
351 820 746	457
351 820 747	457
351 820 754	459
351 820 766	457
351 820 767	457
351 820 773	459
351 820 774	459
351 820 775	458
351 820 776	458
351 820 781	456
351 820 788	461
351 820 791	460
351 820 792	460
351 820 794	455
351 820 795	458
351 820 796	458
351 820 797	458
351 820 798	458
351 820 802	448
351 820 814	448
351 820 834	451
351 820 835	448
351 820 836	449
351 820 904	454
351 820 920	453
351 820 921	453
351 820 922	453
351 820 926	455
351 820 931	454
351 820 934	454
351 820 940	454
351 820 943	462
351 820 966	461
351 820 967	462
351 820 973	463
351 820 974	463
351 820 975	463
351 820 976	463
351 820 980	467
351 820 985	460
351 820 986	464
351 820 987	464
351 820 988	464
351 820 994	461
351 820 995	462
351 820 996	462
351 820 997	463
351 820 998	463
351 826 735	449
351 826 736	450
351 826 737	451

Index

Code	Page
351 826 738	450
351 826 739	450
351 826 743	457
351 826 744	457
351 826 747	457
351 826 748	457
351 826 753	460
351 826 754	459
351 826 755	459
351 826 774	459
351 826 776	458
351 826 788	461
351 826 792	460
351 826 795	458
351 826 796	458
351 826 798	458
351 826 799	458
351 826 802	448
351 826 814	448
351 826 835	448
351 826 836	449
351 826 904	454
351 826 920	453
351 826 921	453
351 826 922	453
351 826 931	454
351 826 932	454
351 826 934	454
351 826 940	454
351 826 943	462
351 826 944	462
351 826 974	463
351 826 976	463
351 826 985	460
351 826 995	462
351 826 996	462
351 826 998	463
351 826 999	463
351 832 738	450
351 832 739	450
351 832 744	457
351 832 745	457
351 832 748	457
351 832 749	457
351 832 754	459
351 832 755	459
351 832 756	459
351 832 775	459
351 832 777	458
351 832 788	461
351 832 795	458
351 832 799	458
351 832 802	448
351 832 814	448
351 832 836	449
351 832 904	454
351 832 920	453
351 832 921	453
351 832 922	453
351 832 932	454
351 832 933	454
351 832 940	454

Code	Page
351 832 944	462
351 832 945	462
351 832 975	463
351 832 977	463
351 832 985	460
351 832 995	462
351 832 999	463
3510.020	58
352 920 372	315
352 920 811	316
352 920 911	316
352 950 911	316
352 963 911	316
355 421 201	202
355 422 501	195
355 441 101	195
355 441 201	202
355 441 202	202
355 441 701	228
355 441 801	229
355 447 320	168
355 447 331	168
355 448 201	168
355 448 301	168
355 457 001	237, 237
355 460 302	443
355 460 601	249
355 461 801	169
355 461 901	169
355 462 901	243
355 462 902	243
355 462 903	243
355 462 905	243
355 462 906	243
355 462 907	243
355 463 301	168
355 463 306	169
355 463 310	169
355 463 320	170
355 470 101	238
355 474 601	60
355 477 202	238
355 480 501	172
355 491 001	240
355 493 101	237
355 493 301	168
355 493 401	168
355 493 501	168
355 493 901	169
355 494 101	169
355 497 901	237
355 505 501	172
355 516 312	171
355 516 313	170
355 516 316	171, 451
355 516 317	170, 452
355 516 320	171, 451
355 516 321	170, 452
355 522 301	172
355 522 401	172
355 522 501	172
355 528 901	251

Code	Page
355 537 902	251
355 539 201	237, 237
355 539 301	237, 237
355 544 201	252
355 552 001	172
355 552 301	230
355 552 401	230
355 552 710	232
355 552 801	233
355 553 131	168
355 553 201	168
355 553 206	169
355 553 210	169
355 553 220	170
355 553 301	169
355 555 201	233
355 555 301	251
355 557 401	252
355 557 701	231
355 557 801	242
355 557 901	228
355 559 001	234
355 559 101	234
355 559 201	234
355 559 301	234
355 560 101	253
355 561 201	237, 237
355 562 210	232
355 564 102	243
355 564 103	236
355 564 104	236
355 564 105	243
355 564 112	186
355 564 201	248
355 564 701	248
355 564 801	248
355 565 201	231
355 565 701	231
355 565 710	173
355 565 720	174
355 565 730	174
355 565 740	174
355 565 801	240
355 566 101	234
355 566 201	235
355 566 300	125
355 566 352	125
355 566 358	115
355 566 371	115
355 566 372	116
355 566 400	206
355 566 402	302
355 566 410	206
355 566 411	113
355 566 439	125
355 566 455	117
355 566 464	206
355 566 465	303
355 566 469	114
355 566 476	113
355 566 477	114
355 566 478	115

Code	Page
355 566 480	118
355 566 532	123
355 566 534	124
355 566 536	123
355 566 537	123
355 566 540	122
355 566 545	122
355 566 555	122
355 566 577	124
355 566 578	124
355 567 301	227
355 567 401	168
355 569 101	250
355 569 301	250
355 569 401	225
355 569 501	225
355 569 601	225
355 569 701	225
355 569 901	170
355 569 912	170
355 570 001	236
355 570 016	171
355 572 401	213
355 572 901	254
355 573 201	254
355 573 501	254
355 575 001	254
355 576 001	254
355 576 501	234
355 576 601	234
355 576 801	252
355 576 901	253
355 577 301	230
355 578 503	254
355 578 701	253
355 579 501	204
355 580 101	231
355 580 901	238
355 580 902	238
355 581 001	238
355 581 002	238
355 582 801	251
355 583 001	13
355 583 201	13
355 583 801	13
355 584 001	13
355 584 201	13
355 584 401	13
355 584 601	13
355 584 701	253
355 586 501	244
355 586 502	244
355 586 503	244
355 587 902	251
355 588 101	230
355 591 001	232
355 591 401	155
355 592 201	245
355 597 001	251
355 597 201	244
355 597 301	244
355 597 401	244

Index

Code	Page
355 597 501	26
355 598 201	244
355 598 301	244
355 598 601	171
355 598 701	171
355 599 001	171
355 600 201	148
355 600 202	148
355 600 203	149
355 600 204	149
355 600 205	149
355 600 206	149
355 600 207	148
355 600 401	149
355 600 402	149
355 600 403	149
355 600 404	149
355 600 405	149
355 600 406	149
355 600 407	149
355 600 408	149
355 600 601	149
355 600 602	149
355 600 801	150
355 600 802	150
355 600 803	150
355 600 804	150
355 600 805	150
355 600 806	150
355 600 807	150
355 600 808	150
355 602 002	251
355 603 701	45
355 604 302	153
355 604 402	153
355 604 502	153
355 606 301	60
355 606 302	59
355 606 401	60
355 606 402	59
355 615 801	248
355 617 302	245
355 617 303	245
355 617 305	245
355 617 310	247
355 617 311	247
355 617 312	247
355 617 502	246
355 617 504	247
355 617 506	247
355 617 508	247
355 617 510	247
355 617 512	247
355 617 602	246
355 617 604	246
355 617 606	246
355 617 702	246
355 617 704	246
355 617 706	246
355 618 102	189
355 618 202	41
355 618 502	140

Code	Page
355 618 911	134
355 618 912	134
355 619 701	172
355 619 901	237, 237
355 620 201	173
355 620 202	173
355 620 301	173
355 620 302	173
355 620 303	173
355 620 701	211
355 621 001	196
355 621 801	170
355 622 502	26
355 622 701	172
355 622 811	168
355 622 831	168
355 622 901	168
355 622 906	169
355 622 910	169
355 622 920	170
355 623 201	230
355 623 518	22
355 623 528	22
355 623 538	23
355 623 548	23
355 623 568	23
355 623 573	24
355 623 583	24
355 623 584	24
355 623 586	24
355 623 601	248
355 624 418	132
355 624 419	133
355 624 422	132
355 624 423	133
355 624 433	132
355 624 434	133
355 624 437	132
355 624 438	133
355 627 601	171
355 628 101	211
355 629 901	234
355 630 801	61
355 630 901	59
355 631 901	131
355 631 902	131
355 631 903	131
355 631 904	131
355 631 905	132
355 631 906	132
355 631 907	132
355 631 908	132
355 631 909	132
355 631 910	132
355 632 101	250
355 632 420	443
355 632 421	441
355 632 424	251
355 632 425	314
355 632 501	250
355 633 001	142
355 633 901	234

Code	Page
355 633 902	234
355 634 101	153
355 634 301	153
355 634 501	153
355 634 701	153
355 634 901	172
355 635 001	172
355 635 101	172
355 635 503	126
355 635 504	126
355 635 507	126
355 635 508	126
355 635 510	127
355 635 511	127
355 635 513	128
355 635 514	128
355 635 515	128
355 635 516	128
355 635 517	128
355 635 518	128
355 635 519	128
355 635 520	128
355 635 521	128
355 635 522	128
355 635 523	128
355 635 524	128
355 635 535	129
355 635 536	129
355 635 537	129
355 635 538	129
355 635 539	129
355 635 542	130
355 635 543	127
355 635 544	65
355 635 545	65
355 635 546	65
355 635 547	65
355 635 548	65
355 635 551	141
355 635 552	141
355 635 553	141
355 635 554	141
355 635 555	141
355 635 556	141
355 635 558	28
355 635 559	28
355 635 560	28
355 635 561	28
355 635 562	28
355 635 564	37
355 635 565	37
355 635 566	37
355 635 580	129
355 635 581	129
355 635 582	129
355 635 583	129
355 635 584	129
355 635 585	129
355 635 586	129
355 635 590	130
355 635 591	130
355 635 601	134

Code	Page
355 635 603	134
355 635 605	134
355 635 606	134
355 635 607	152
355 635 609	152
355 635 611	152
355 635 613	152
355 635 615	152
355 635 617	152
355 635 619	152
355 635 621	152
355 635 623	152
355 635 625	152
355 635 627	152
355 635 629	152
355 635 631	153
355 635 633	153
355 635 641	153
355 635 643	153
355 635 645	153
355 635 647	153
355 635 903	11
355 635 904	11
355 637 901	297
355 637 902	297
355 638 201	214
355 638 202	214
355 639 222	116
355 640 000	136
355 640 001	136
355 640 002	136
355 640 005	136
355 640 013	136
355 640 014	136
355 640 025	137
355 640 030	138
355 640 031	138
355 640 032	137
355 640 033	137
355 640 302	139
355 640 402	138
355 640 715	137
355 640 901	140
355 640 910	140
355 641 001	140
355 641 010	140
355 641 503	138
355 641 602	140
355 641 801	137
355 642 001	199
355 642 101	199
355 643 181	69
355 643 183	69
355 645 001	130
355 645 002	130
355 645 003	130
355 645 004	130
355 645 005	130
355 645 006	130
355 645 007	130
355 645 008	130
355 645 009	130

Index

Code	Page
355 645 010	130
3590.560	58
3590.640	58
4600.016	260
4600.020	260
4600.026	260
4600.032	260
4600.040	260
4600.050	260
4600.063	260
4600.316	260
4600.320	260
4600.326	260
4600.332	260
4600.340	260
4600.716	260
4600.720	260
4600.726	260
4600.732	260
4600.740	260
4600.750	260
4600.763	260
4602.016	261
4602.020	261
4602.716	261
4602.720	261
4604.016	261
4604.020	261
4604.026	261
4604.032	261
4604.112	261
4604.716	262
4604.720	262
4604.726	262
4606.012	262
4606.016	262
4606.020	262
4606.026	262
4606.032	262
4606.112	262
4606.116	262
4606.120	262
4606.126	262
4606.132	262
4606.216	263
4606.220	263
4606.226	263
4606.816	263
4606.820	263
4606.826	263
4607.732	262
4610.090	264
4610.135	264
4610.137	265
4610.150	264
4610.180	264
4610.195	264
4610.235	264
4610.237	265
4610.350	264
4610.357	265
4610.450	264
4611.150	265
4611.160	265
4611.170	265
4611.180	265
4611.250	265
4613.100	266
4613.200	266
4615.100	267
4615.116	266
4616.100	267
4616.116	267
4620.125	268
4620.140	268
4620.155	268
4620.165	268
4621.125	268
4621.140	268
4621.155	268
4625.150	269
4625.170	269
4630.100	269
4630.107	270
4630.200	269
4630.207	270
4630.300	269
4630.307	270
4632.100	270
4634.100	271
4634.200	271
4634.300	271
4640.116	271
4640.120	271
4640.216	272
4640.220	272
4640.316	272
4640.320	272
4640.416	273
4640.516	273
4645.050	273
4645.100	274
4645.200	274
4650.016	274
4650.020	274
4650.026	274
4650.032	274
4650.040	274
4650.050	274
4650.063	274
4650.516	275
4650.520	275
4650.526	275
4650.532	275
4652.110	275
4652.112	275
4652.114	275
4652.214	275
4652.218	275
4652.220	275
4652.222	275
4652.316	275
4652.324	275
4652.330	275
4652.332	275
4652.426	275
4652.428	275
4652.436	275
4652.438	275
4652.530	276
4652.534	276
4652.544	276
4652.546	276
4652.634	276
4652.638	276
4652.642	276
4652.656	276
4654.110	277
4654.117	277
4654.210	277
4654.217	277
4654.220	277
4654.227	277
4654.250	277
4654.257	277
4654.290	277
4654.310	277
4654.317	277
4655.100	278
4655.200	278
4655.220	278
4657.250	278
4657.310	278
4663.016	279
4663.020	279
4663.116	279
4664.016	279
4664.018	279
4664.020	279
4664.022	279
4665.100	280
4666.016	280
4666.020	280
4666.116	280
4666.120	280
4670.016	281
4670.020	281
4670.026	281
4670.032	281
4670.040	281
4670.050	281
4670.063	281
4670.216	281
4670.220	281
4670.226	281
4670.232	281
4670.240	281
4670.250	281
4670.263	281
4670.516	282
4670.520	282
4670.526	282
4670.532	282
4671.100	282
4671.110	282
4671.210	282
4671.220	282
4671.250	282
4671.310	282
4671.410	282
4671.510	282
4671.610	282
4672.110	283
4672.210	283
4672.220	283
4672.250	283
4672.310	283
4672.410	283
4672.510	283
4674.016	283
4676.020	283
4676.026	283
4676.032	283
4676.040	283
4676.050	283
4676.063	283
4676.226	284
4676.232	284
4676.240	284
4676.250	284
4676.263	284
4676.520	284
4676.526	284
4676.532	284
4677.250	284
4677.310	284
4677.410	284
4677.510	284
4677.610	284
4690.016	285
4690.020	285
4690.026	285
4690.032	285
4690.040	285
4690.050	285
4690.063	285
4690.516	285
4690.520	285
4690.526	285
4690.532	285
4692.016	285
4692.020	285
4692.026	285
4692.032	286
4692.040	286
4692.050	286
4692.063	286
4695.016	286
4695.020	286
4695.026	286
4695.032	286
4695.040	286
4695.050	286
4695.063	286
4696.210	287
4696.215	287
4696.217	287
4696.220	287

Index

Code	Page
4696.315	287
4696.320	287
4696.415	287
4696.420	287
4696.425	287
4697.210	288
4697.315	288
4697.415	288
4697.417	288
4697.420	288
4700.096	288
4700.102	288
4700.104	288
4700.108	288
4700.110	288
4700.112	288
4700.120	288
4700.122	288
4700.124	288
4700.126	288
4700.128	288
4700.130	288
4700.132	289
4700.134	289
4700.136	289
4700.138	289
4700.140	289
4700.142	289
4700.728	289
4705.020	289
4705.026	289
4705.032	289
4707.016	290
4710.110	290
4710.115	290
4710.117	291
4710.150	290
4710.210	290
4710.215	290
4710.217	291
4710.220	290
4710.225	290
4710.227	291
4710.250	290
4710.255	290
4710.257	291
4710.260	290
4710.267	291
4710.310	290
4710.317	291
4710.410	290
4710.417	291
4710.510	290
4710.610	290
4711.115	291
4712.110	291
4712.210	291
4712.217	292
4712.220	291
4712.240	291
4712.250	291
4712.257	292
4712.260	291
4712.310	292
4712.317	292
4712.410	292
4712.417	292
4712.510	292
4712.610	292
4713.012	292
4714.098	293
4714.100	293
4714.104	293
4714.105	293
4714.106	293
4714.108	293
4714.110	293
4715.016	293
4716.098	293
4716.100	293
4716.101	293
4716.104	293
4716.105	293
4716.106	293
4716.108	293
4717.116	294
4717.120	294
4718.032	294
4718.063	294
4719.016	294
4719.020	294
4725.032	294
4725.040	294
4725.050	294
4725.060	294
4730.100	295
4730.102	295
4730.104	295
4730.106	295
4730.108	295
4730.110	295
4730.112	295
4730.114	295
4730.116	295
4730.118	295
4730.124	295
4730.126	295
4730.128	295
4730.136	295
4730.138	295
4730.140	295
4730.500	296
4730.502	296
4730.504	296
4730.506	296
4730.508	296
4730.510	296
4751.016	296
4751.020	296
4751.026	296
4751.032	296
4751.040	296
4752.016	296
4752.020	296
4752.026	296
4752.032	296
4752.040	296
4755.016	297
4755.020	297
4771.010	299
4790.016	303
4790.020	303
4790.026	303
4790.032	303
4790.040	303
4802.000	305
4804.016	305
4804.020	305
4804.026	305
4804.116	306
4804.120	306
4804.126	306
4804.132	306
4804.216	306
4804.220	306
4804.225	306
4805.000	306
4805.016	306
4805.020	306
4805.026	306
4805.032	306
4805.125	307
4806.016	307
4806.020	307
4806.026	307
4807.100	307
4808.000	308
4808.050	308
4808.150	309
4809.000	309
4809.116	310
4809.120	310
4809.126	310
4809.132	310
4809.140	310
4812.000	310
4812.003	443
4812.050	310
4815.100	311
4815.150	311
4820.100	311
4828.000	307
4828.001	315
4828.005	307
4828.020	309
4830.016	312
4830.020	312
4830.026	312
4830.032	312
4830.040	312
4831.000	312
4831.050	313
4831.063	313
4831.350	312
4831.363	312
4832.016	313
4832.020	313
4832.026	313
4832.032	313
4832.040	313
4832.050	313
4832.063	313
4834.016	313
4834.020	313
4834.026	313
4834.032	313
4834.040	313
4834.050	314
4834.063	314
4836.000	314
4836.050	314
4837.000	314
4837.025	443
4837.040	443
4838.000	315
4839.000	310
4851.050	315
4851.100	315
4853.000	316
4854.000	316
4855.016	316
4855.020	316
4855.026	316
4855.032	316
4855.040	316
4855.050	316
4855.063	316
4858.001	317
4859.000	317
5120.100	66
5120.110	66
5120.200	66
5120.210	66
5120.220	66
5120.300	66
5120.310	66
5120.320	66
5120.330	66
5120.400	66
5120.410	66
5120.420	66
5120.430	66
5120.440	66
5120.500	66
5120.510	66
5120.520	66
5120.530	66
5146.400	69
5146.480	69
5146.560	69
5146.640	69
5146.720	69
5147.570	70
5147.578	70
5147.586	70
5147.594	70
5147.721	70
5149.040	154

Index

Code	Page
5149.080	27, 154
5149.160	154
5149.240	154
5149.320	154
5151.100	67
5151.110	67
5151.200	67
5151.210	67
5151.220	67
5151.300	67
5151.310	67
5151.320	67
5151.330	67
5151.400	68
5151.410	68
5151.420	68
5151.430	68
5151.440	68
5151.500	68
5151.510	68
5151.520	68
5151.530	68
5151.540	68
5158.320	72
5158.400	72
5158.480	72
5158.560	72
5158.640	72
5158.720	72
5159.400	70
5159.480	70
5159.560	70
5159.640	70
5160.400	70
5160.480	70
5160.560	70
5160.640	70
5160.720	70
5170.400	71
5170.480	71
5170.560	71
5170.640	71
5170.720	71
5171.400	71
5171.480	71
5171.560	71
5171.640	71
5171.720	71
5174.400	71
5174.480	71
5174.560	71
5174.640	71
5174.720	71
5176.400	72
5176.480	72
5176.560	72
5176.640	72
5176.720	72
5178.320	72
5178.400	72
5178.480	72
5178.560	72

Code	Page
5178.640	72
5178.720	72
5191.400	69
5191.480	69
5195.025	73
5195.032	73
5195.040	73
5195.050	73
5195.400	74
5195.480	74
5195.560	74
5195.640	74
5196.025	76
5196.032	76
5196.040	76
5196.050	76
5197.001	76
5197.002	76
5198.001	75
5198.002	75
5199.001	77
5199.002	77
5199.011	77
5199.012	77
5199.022	77
5200.240	78
5200.320	78
5200.400	78
5200.480	78
5200.560	78
5200.640	78
5200.720	78
5200.800	78
5204.025	79
5204.032	79
5204.040	79
5204.050	79
5204.065	80
5204.080	80
5207.015	80
5207.018	80
5207.022	80
5207.028	80
5207.035	80
5207.042	80
5207.054	80
5208.015	81
5208.018	81
5208.022	81
5208.028	81
5208.035	81
5208.042	81
5208.054	81
5208.076	81
5208.088	81
5211.015	82
5211.020	82
5211.025	82
5211.032	82
5211.040	82
5211.050	82
5211.065	82

Code	Page
5211.080	82
5213.015	83
5213.018	83
5213.022	83
5213.028	83
5213.035	83
5213.042	83
5213.054	83
5220.025	83
5220.032	83
5220.040	83
5220.050	83
5220.065	84
5220.080	84
5221.240	84
5221.320	84
5221.400	84
5221.480	84
5221.560	84
5221.640	84
5221.720	85
5221.800	85
5222.016	85
5222.020	85
5222.026	85
5222.032	86
5222.040	86
5222.050	86
5222.063	86
5222.516	298
5222.526	298
5222.532	298
5222.540	298
5222.550	298
5222.563	298
5225.015	86
5225.018	86
5225.022	86
5225.028	86
5225.035	86
5225.042	86
5225.054	86
5227.015	87
5227.018	87
5227.022	87
5227.028	87
5227.035	87
5227.042	87
5227.054	87
5228.015	87
5228.018	87
5228.022	87
5228.028	87
5228.035	87
5228.042	87
5228.054	87
5228.076	88
5228.088	88
5229.016	88
5229.020	88
5229.026	88
5229.032	89

Code	Page
5229.040	89
5229.050	89
5229.063	89
5234.015	89
5234.018	89
5234.022	89
5234.028	89
5234.035	89
5234.042	89
5234.054	89
5262.016	90
5262.020	90
5262.026	90
5262.032	90
5262.040	90
5262.050	90
5262.063	90
5264.025	90
5264.032	90
5264.040	90
5264.050	90
5264.065	91
5265.015	91
5265.018	91
5265.022	91
5265.028	91
5265.035	91
5265.042	91
5265.054	91
5266.240	92
5266.320	92
5266.400	92
5266.480	92
5266.560	92
5266.640	92
5266.720	93
5281.015	93
5281.020	93
5281.025	93
5281.032	93
5281.040	93
5281.050	93
5281.065	94
5283.015	94
5283.018	94
5283.022	94
5283.028	94
5283.035	94
5283.042	94
5283.054	94
5284.015	95
5284.018	95
5284.022	95
5284.028	95
5284.035	95
5284.042	95
5284.054	95
5290.240	95
5290.320	95
5290.400	95
5290.480	95
5290.560	95

Index

Code	Page
5290.640	95
5290.720	96
5290.800	96
5295.240	96
5295.320	96
5295.400	96
5295.480	96
5295.560	96
5295.640	96
5295.720	96
5300.160	102
5340.160	111
5340.240	133
5340.241	133
5341.240	134
5341.241	134
5350.240	102
5350.320	102
5350.400	102
5350.480	102
5350.560	102
5350.640	102
5350.720	102
5351.025	103
5351.032	103
5351.040	103
5351.050	103
5351.065	103
5352.040	104
5352.050	104
5352.065	104
5353.040	104
5353.050	104
5353.065	105
5354.016	105
5354.020	105
5354.026	105
5354.032	105
5357.015	105
5357.018	105
5357.022	105
5357.028	105
5358.015	106
5358.018	106
5358.022	106
5358.028	106
5358.035	106
5358.042	106
5358.054	106
5358.076	106
5359.016	107
5359.020	107
5359.026	107
5359.032	107
5360.240	107
5360.320	107
5363.240	108
5363.320	108
5371.240	108
5371.320	108
5371.400	108
5371.480	108

Code	Page
5371.560	108
5371.640	108
5371.720	109
5374.025	109
5374.032	109
5374.040	109
5374.050	109
5374.065	110
5395.240	110
5395.320	26, 110
5395.400	26, 110
5395.480	110
5395.560	110
5395.640	110
5395.720	110
5400.050	175
5400.070	176
5400.075	176
5400.080	175
5400.085	177
5400.100	175
5400.130	177
5400.170	176
5400.175	176
5400.180	175
5400.185	177
5400.200	175
5400.230	177
5400.270	176
5400.275	176
5400.280	175
5400.285	177
5400.300	175
5400.370	176
5401.100	178
5401.200	178
5401.300	178
5402.050	178
5402.100	178
5403.050	178
5403.100	178
5403.200	178
5403.300	178
5404.060	179
5404.100	179
5404.200	179
5404.300	179
5405.100	180
5405.200	180
5409.001	181
5409.002	181
5409.004	181
5409.005	181
5409.006	182
5409.007	182
5409.010	182
5409.011	182
5409.012	183
5409.020	183
5409.030	186
5409.040	186
5409.045	186

Code	Page
5409.050	186
5409.060	183
5409.062	183
5409.070	183
5409.080	184
5409.090	184
5409.095	184
5409.120	184
5409.145	185
5409.220	184
5409.245	185
5412.012	180
5412.016	180
5414.090	187
5414.130	187
5414.150	187
5415.010	187
5415.050	187
5415.058	187
5415.080	187
5415.095	187
5415.098	187
5416.010	188
5416.020	188
5416.050	188
5416.055	188
5416.060	188
5416.080	188
5416.095	188
5417.000	188
5418.416	189
5419.112	189
5419.116	189
5419.212	189
5419.216	189
5420.012	190
5420.016	190
5420.020	190
5421.012	190
5421.016	190
5421.020	190
5422.012	191
5422.016	191
5422.020	191
5423.016	191
5424.016	192
5425.010	192
5425.020	192
5425.050	192
5425.070	192
5425.080	192
5425.100	192
5425.200	192
5427.090	194
5427.092	194
5427.216	193
5427.220	193
5427.316	193
5427.320	193
5428.216	194
5428.220	194
5430.000	195

Code	Page
5431.100	195
5433.000	195
5435.012	196
5435.016	196
5435.020	196
5435.025	196
5435.032	196
5436.012	196
5436.016	196
5436.020	196
5436.025	196
5436.032	196
5437.012	197
5437.516	197
5437.520	197
5438.012	197
5438.516	198
5439.516	198
5439.520	198
5440.510	199
5441.510	199
5442.510	199
5444.000	200
5444.002	200
5445.610	201
5448.610	201
5450.010	203
5450.020	203
5450.110	203
5450.120	203
5451.000	202
5451.100	202
5452.000	204
5455.000	202
5456.001	204
5456.004	204
5456.005	205
5456.006	205
5456.007	205
5456.009	203
5456.010	202
5456.325	206
5458.000	125
5458.020	206
5458.022	206
5458.025	206
5458.030	302
5458.035	303
5458.045	113
5458.055	113
5458.058	114
5458.065	114
5458.075	115
5458.095	116
5459.000	125
5459.058	115
5459.065	115
5459.075	116
5463.778	207
5463.780	207
5463.786	207
5465.970	207

Index

Code	Page
5465.975	207
5465.977	207
5468.012	208
5468.016	208
5470.012	208
5470.016	208
5470.020	208
5470.770	208
5470.772	208
5470.774	208
5470.780	208
5470.781	208
5470.782	208
5470.880	208
5470.881	208
5470.882	208
5470.883	208
5471.025	209
5471.032	209
5471.971	209
5471.973	209
5471.974	209
5479.908	209
5479.918	209
5480.900	209
5480.904	210
5480.906	210
5480.908	209
5480.909	210
5480.918	210
5480.919	210
5480.920	210
5480.921	209
5480.922	210
5480.930	210
5481.112	210
5481.116	210
5481.120	210
5484.900	211
5484.906	211
5484.908	211
5484.909	211
5484.918	211
5484.919	211
5484.920	211
5484.921	211
5484.922	211
5484.930	211
5485.100	211
5486.050	212
5486.100	212
5486.102	212
5486.104	212
5486.106	212
5486.108	212
5486.110	212
5487.000	212
5487.005	212
5488.908	212
5490.012	213
5490.016	213
5491.016	213
5494.012	213
5494.016	213
5494.112	214
5494.116	214
5496.012	214
5496.015	214
5502.690	215
5502.700	215
5502.705	215
5502.710	215
5502.715	215
5507.000	215
5507.012	215
5507.050	215
5507.100	215
5508.000	216
5510.012	216
5510.016	216
5510.020	216
5510.025	216
5510.032	216
5520.012	216
5520.016	216
5520.020	216
5520.025	217
5520.032	217
5521.900	217
5521.908	217
5521.919	217
5521.921	217
5521.922	217
5522.919	218
5523.020	218
5523.025	218
5524.900	219
5524.908	219
5524.918	219
5524.919	219
5524.921	219
5524.922	219
5524.930	219
5525.012	219
5525.016	219
5525.020	219
5526.016	220
5527.016	220
5528.112	220
5528.116	220
5528.700	221
5528.710	221
5529.112	221
5529.116	221
5529.700	221
5529.710	221
5530.700	222
5530.710	222
5531.690	222
5531.710	222
5533.012	223
5533.016	223
5533.020	223
5534.016	223
5534.020	223
5535.710	223
5535.711	224
5535.712	223
5535.713	224
5535.714	223
5535.715	224
5535.716	224
5536.710	214
5536.712	214
5537.025	225
5537.040	225
5537.055	225
5537.065	225
5538.025	225
5538.040	225
5539.003	225
5542.030	226
5543.140	226
5550.907	226
5550.908	226
5550.918	226
5550.919	226
5550.922	226
5551.908	227
5556.020	227
5556.025	227
5563.320	227
5564.320	228
5565.320	228
5565.400	228
5566.320	228
5566.400	228
5566.439	125
5568.022	229
5572.016	229
5572.020	229
5592.201	245
5615.185	229
5615.187	229
5615.648	229
5706.012	168
5706.016	168
5706.020	168
5706.025	168
5706.212	168
5706.216	168
5707.012	168
5707.016	168
5707.020	168
5707.025	168
5707.032	168
5707.040	168
5707.050	168
5707.063	168
5708.016	169
5708.020	169
5708.025	169
5708.032	169
5708.040	169
5710.012	169
5710.016	169
5710.020	169
5710.112	169
5710.116	169
5710.120	169
5710.212	170
5710.216	170
5710.220	170
5711.012	170
5711.016	170
5711.020	170
5713.016	171
5713.020	171
5716.012	170
5716.016	170, 452
5716.020	170, 452
5717.012	171
5717.016	171, 451
5717.020	171, 451
5720.012	171
5720.016	171
5720.020	171
5725.016	172
5725.020	172
5725.025	172
5730.012	172
5730.016	172
5730.020	172
5730.025	172
5730.032	172
5732.012	172
5732.016	172
5732.020	172
5733.016	172
5734.020	173
5734.021	173
5734.022	173
5734.023	173
5734.025	173
5734.026	173
5734.030	173
5734.031	173
5734.032	173
5734.033	173
5734.035	173
5734.036	173
5734.040	173
5734.041	173
5734.042	173
5734.053	173
5735.001	230
5735.002	230
5735.003	230
5735.016	230
5736.001	231
5736.002	231
5736.003	231
5736.016	230
5736.020	231
5736.051	232
5736.055	173
5736.060	174
5736.065	174

Index

Code	Page
5736.070	174
5737.003	232
5737.030	232
5737.040	232
5738.000	233
5738.001	233
5738.003	233
5739.000	233
5740.000	233
5740.010	234
5741.001	234
5741.002	234
5741.003	234
5741.004	234
5741.005	234
5741.006	234
5741.007	234
5741.008	234
5741.012	234
5741.013	234
5741.020	235
5741.030	234
5741.032	235
5741.050	235
5741.090	235
5741.091	236
5741.092	236
5741.093	236
5742.000	236
5743.001	237
5743.002	237
5744.001	238
5744.002	238
5744.011	238
5744.012	238
5744.016	237, 237
5744.020	237, 237
5744.025	237, 237
5744.032	237, 237
5744.112	237, 237
5745.016	238
5750.000	238
5754.000	239
5755.001	239
5755.005	239
5755.010	239
5755.011	240
5755.050	240
5757.000	240
5758.000	240
5758.001	241
5758.002	241
5758.003	241
5758.004	242
5758.009	242
5759.000	242
5760.001	243
5760.002	243
5760.003	243
5760.005	243
5760.006	243
5760.007	243

Code	Page
5762.005	244
5762.006	244
5762.007	244
5762.090	244
5762.091	244
5765.005	244
5765.006	244
5765.007	244
5766.005	247
5766.006	245
5766.007	245
5766.008	247
5766.012	247
5766.015	246
5766.016	246
5766.017	246
5766.025	246
5766.026	246
5766.027	246
5766.090	245
5767.000	246
5767.012	247
5767.016	247
5767.020	247
5767.026	247
5767.032	247
5777.070	248
5779.001	250
5779.002	250
5779.003	250
5779.010	248
5779.020	248
5782.000	249
5790.001	250
5790.002	251
5790.003	251
5790.004	251
5790.005	251
5790.006	252
5790.007	252
5790.008	252
5790.009	252
5790.010	253
5790.011	253
5790.015	185
5790.020	185
5790.025	185
5790.090	250
5791.002	251
5791.003	251
5792.000	253
5792.002	251
5792.003	251
5793.000	253
5793.002	254
5793.003	254
5793.004	254
5793.005	254
5793.006	254
5793.007	254
5900.240	117
5900.320	117

Code	Page
5900.400	117
5910.320	117
5916.320	118
5917.001	122
5917.002	122
5917.003	122
5917.010	123
5917.011	123
5917.320	123
5918.320	124
5920.240	118
5920.320	118
5921.240	118
5921.320	118
5922.016	299
5922.020	299
5922.026	299
5922.032	299
5925.015	116
5925.022	116
5925.028	116
5929.001	154
5929.002	154
5929.004	119
5980.240	120
5980.320	120
5980.400	120
5980.480	120
5982.240	121
5982.320	121
5982.400	121
5982.480	121
5985.240	121
5985.320	121
5985.400	121
5985.480	121
5986.160	121
5986.320	121
5995.000	119
6000.240	126
6000.320	126
6002.240	126
6002.320	126
6004.240	127
6004.320	127
6007.240	130
6007.320	130
6007.400	130
6010.240	128
6012.240	128
6020.080	128
6020.160	128
6020.240	128
6020.320	128
6020.400	128
6020.480	128
6020.560	128
6020.640	128
6020.720	128
6020.800	128
6022.160	129
6022.240	129

Code	Page
6022.320	129
6022.400	129
6022.480	129
6022.560	129
6022.640	129
6023.080	129
6023.160	129
6023.240	129
6023.320	129
6023.400	129
6024.240	130
6024.320	130
6024.400	130
6041.001	301
6041.002	301
6041.016	300
6041.020	300
6041.026	300
6041.032	300
6041.040	300
6041.116	300
6041.120	300
6041.126	300
6041.132	300
6041.140	300
6041.216	300
6050.080	130
6050.160	130
6050.240	130
6050.320	130
6050.400	130
6050.480	130
6050.560	130
6050.640	130
6050.720	130
6050.800	130
6303.240	127
6305.240	127
6310.240	64
6310.320	64
6310.400	64
6310.480	64
6320.914	65
6320.924	65
6325.015	64
6325.020	64
6326.001	65
6335.080	65
6335.160	65
6335.240	65
6335.320	65
6335.400	65
6400.080	131
6400.160	131
6405.160	131
6405.240	131
6410.240	132
6410.320	132
6410.400	132
6410.480	132
6410.560	132
6410.640	132

Index

Code	Page
700 246 911	301
700 246 912	301
700 246 913	301
700 246 914	301
700 246 915	301
700 246 916	301
700 246 917	301
7015.240	132
7015.241	132
7015.320	132
7015.321	132
7016.240	133
7016.241	133
7016.320	133
7016.321	133
7040.010	139
7040.300	136
7040.500	136
7040.750	136
7045.001	137
7045.010	138
7045.011	138
7045.012	137
7045.014	137
7045.015	137
7045.240	136
7045.241	136
7045.320	136
7049.100	137
709 026 106	365
7301.080	141
7301.160	141
7301.302	141
7305.080	142
7306.080	142
7306.160	142
7306.240	142
7306.261	143
7307.080	141
7307.160	141
7307.240	141
7308.080	141
7308.160	141
7308.240	141
760 000 091	333
760 000 092	333
760 000 093	333
760 000 094	333
760 000 095	333
760 000 096	333
760 000 337	334
760 000 338	334
760 000 339	334
760 000 340	334
760 000 341	334
760 000 342	334
760 000 343	333
760 000 344	333
760 000 345	333
760 000 346	333
760 000 347	333
760 000 348	333

Code	Page
760 069 663	359
760 809 081	400
760 809 084	400
760 809 085	400
760 809 086	400
760 809 100	400
760 853 018	383
760 853 019	383
760 853 021	384
760 853 022	385
760 853 071	383
760 853 072	383
760 853 080	387
760 853 110	377
760 853 113	379
760 853 114	379
760 853 150	377
760 853 254	325, 412
760 853 278	325
760 853 279	396
760 853 283	325, 413
760 853 284	325, 413
760 853 291	350, 432
760 853 297	349, 432
760 853 298	350, 432
760 853 299	323, 412
760 853 300	323, 413
760 853 316	325
760 853 387	323
760 853 388	323
760 853 389	322
760 853 390	322
760 853 393	323
760 853 394	323
760 853 395	322
760 853 397	322
760 853 398	322
760 853 399	324, 413
760 853 527	376
760 853 567	325, 412
760 853 596	376
760 853 627	326
760 853 628	326, 412
760 853 683	404, 433
760 853 706	376
760 853 722	387
760 853 723	387
760 853 743	398
760 853 753	325
760 853 786	385
760 853 792	377
760 853 793	377
760 853 794	376
760 854 045	386
760 854 677	403, 434
760 854 683	387
760 854 699	347, 433
760 854 700	379
760 854 711	380
760 854 717	381
760 854 882	349
760 854 883	349

Code	Page
760 854 884	349
760 854 906	398
760 854 910	323
760 854 916	398
760 854 917	398
760 854 918	386
760 854 928	324
760 854 929	324
760 854 930	324
760 854 946	322
760 854 951	325, 412
760 854 984	325, 413
760 854 985	324
760 854 986	413
760 854 988	324, 413
760 854 989	324, 413
760 854 994	401
760 855 133	403
760 856 008	350
760 856 009	351
760 856 010	348
760 856 040	385
760 856 041	346
760 856 042	402
760 856 050	346
760 856 201	437
760 856 202	437
760 856 204	404
760 856 205	347
760 856 207	437
760 856 208	437
760 856 212	386, 438
760 856 602	324
760 856 603	324
760 856 604	324
760 856 605	324
760 856 606	322
760 856 607	322
760 856 608	322
760 856 609	322
760 856 610	322
760 856 611	322
760 856 612	322
760 856 613	322
760 856 614	322
760 856 615	322
760 856 624	322
760 857 007	345
760 857 008	345
760 857 009	345
760 857 010	345
760 857 011	345
760 857 012	345
760 857 013	346
760 857 014	346
760 857 015	346
760 857 016	348
760 857 017	348
760 857 018	349
760 857 019	378
760 857 020	378
760 857 021	378

Code	Page
760 857 022	378
760 857 023	378
760 857 024	378
760 857 025	378
760 857 026	378
760 857 027	378
760 857 028	378
760 857 029	378
760 857 030	378
760 857 031	378
760 857 032	378
760 857 033	378
760 857 034	378
760 857 035	378
760 857 036	379
760 857 037	379
760 857 038	379
760 857 039	379
760 857 040	379
760 857 041	379
760 857 042	379
760 857 043	379
760 857 044	379
760 857 045	379
760 857 046	379
760 857 047	377
760 857 048	377
760 857 049	377
760 857 050	377
760 857 051	377
760 857 052	377
760 857 053	377
760 857 054	380
760 857 055	380
760 857 056	380
760 857 057	380
760 857 058	380
760 857 059	380
760 857 060	381
760 857 061	382
760 857 062	382
760 857 063	382
760 857 064	382
760 857 065	382
760 857 069	383
760 857 070	383
760 857 071	383
760 857 072	384
760 857 073	384
760 857 074	384, 437
760 857 075	384, 437
760 857 076	385, 436
760 857 142	384, 437
760 857 143	384
760 857 144	385, 436
760 857 145	385
760 857 155	340
760 857 156	340
760 857 157	340
760 857 158	340
760 857 159	340
760 857 160	340

Index

Code	Page
760 857 161	340
760 857 162	340
760 857 163	340
760 857 164	340
760 857 165	340
760 857 166	340
760 857 167	340
760 857 168	340
760 857 187	344
760 857 188	344
760 857 189	344
760 857 190	345
760 857 192	345
760 857 193	345
760 857 197	346
760 857 200	339
760 857 201	339
760 857 202	339
760 857 203	339
760 857 204	339
760 857 205	339
760 857 206	339
760 857 207	339
760 857 208	339
760 857 209	339
760 857 210	339
760 857 211	339
760 857 212	339
760 857 213	339
760 857 214	341
760 857 215	341
760 857 216	341
760 857 217	341
760 857 218	341
760 857 219	341
760 857 220	341
760 857 221	341
760 857 222	341
760 857 223	341
760 857 224	341
760 857 225	341
760 857 226	341
760 857 227	341
760 857 228	341
760 857 229	341
760 857 230	341
760 857 231	341
760 857 232	341
760 857 233	341
760 869 904	347
760 869 906	346
760 869 915	402, 433
760 869 916	402
760 869 917	402, 433
760 869 918	402, 433
760 869 919	402
760 869 920	402, 433
760 869 921	402
760 869 950	398
760 869 987	381
760 869 989	376
760 869 990	376

Code	Page
761 065 255	375
761 065 256	375
761 065 257	375
761 065 258	375
761 065 259	375
761 065 260	375
761 065 261	375
761 065 262	375
761 065 263	375
761 065 264	361
761 065 265	361
761 065 266	361
761 065 267	356
761 065 268	356
761 065 269	356
761 065 270	365
761 065 271	365
761 065 272	365
761 065 273	365
761 065 274	365
761 065 275	365
761 065 276	365
761 065 277	365
761 065 278	365
761 065 279	366
761 065 280	366
761 065 281	366
761 065 283	365
761 065 297	358
761 065 299	358
761 065 300	358
761 065 301	358
761 065 302	358
761 065 303	331
761 065 304	359
761 065 305	359
761 065 307	359
761 065 308	359
761 065 309	359
761 065 310	359
761 065 311	359
761 065 312	359
761 065 313	358
761 065 320	375, 388
761 065 321	375, 388
761 065 322	356, 388
761 065 323	361, 389
761 065 324	322
761 065 325	375, 388
761 065 326	322
761 065 327	322
761 065 328	322
761 066 031	335
761 066 032	335
761 066 033	335
761 066 034	335
761 066 035	335
761 066 036	335
761 066 100	342
761 066 101	342
761 066 102	342
761 066 103	342

Code	Page
761 066 104	342
761 066 105	342
761 066 124	342
761 066 125	342
761 066 126	342
761 066 127	342
761 066 128	342
761 066 129	342
761 066 188	342
761 066 250	360
761 066 251	360
761 066 252	360
761 066 253	360
761 066 254	360
761 066 295	368
761 066 296	326
761 066 297	326
761 066 298	326
761 066 299	326
761 066 300	326
761 066 301	326
761 066 302	326
761 066 303	326
761 066 304	326
761 066 305	326
761 066 309	368
761 066 310	368
761 066 325	335
761 066 326	342
761 066 328	332
761 066 337	334
761 066 338	334
761 066 339	334
761 066 340	334
761 066 341	334
761 066 342	334
761 066 343	332
761 066 344	332
761 066 345	332
761 066 346	332
761 066 347	332
761 066 348	332
761 066 558	342
761 066 600	367
761 066 601	367
761 066 602	367
761 066 603	367
761 066 604	367
761 066 605	367
761 066 606	367
761 066 607	367
761 066 608	367
761 066 609	367
761 066 610	367
761 066 611	367
761 066 612	367
761 066 613	367
761 066 614	367
761 066 615	367
761 066 616	367
761 066 617	367
761 066 618	367

Code	Page
761 066 619	367
761 066 620	368
761 066 621	368
761 066 622	368
761 066 623	368
761 066 624	368
761 066 625	368
761 066 626	368
761 066 627	368
761 066 628	368
761 066 629	368
761 066 630	373
761 066 631	373
761 066 632	373
761 066 633	373
761 066 634	373
761 066 635	373
761 066 636	373
761 066 637	373
761 066 638	373
761 066 639	373
761 066 640	373
761 066 641	373
761 066 642	373
761 066 643	373
761 066 644	373
761 066 645	373
761 066 646	374
761 066 647	374
761 066 648	374
761 066 649	374
761 066 650	370
761 066 651	370
761 066 652	370
761 066 653	370
761 066 654	370
761 066 655	370
761 066 656	370
761 066 660	369
761 066 661	369
761 066 662	369
761 066 663	369
761 066 664	369
761 066 665	369
761 066 666	369
761 066 667	369
761 066 668	369
761 066 669	369
761 066 670	370
761 066 671	370
761 066 672	370
761 066 674	370
761 066 675	370
761 066 677	370
761 066 678	370
761 066 679	370
761 066 681	370
761 066 682	370
761 066 683	370
761 066 684	370
761 066 686	370
761 066 687	370

Index

Code	Page
761 066 688	370
761 066 689	370
761 066 690	370
761 066 691	340
761 066 692	340
761 066 693	340
761 066 694	340
761 066 695	340
761 066 696	340
761 066 697	340
761 066 742	370
761 066 745	370
761 066 746	370
761 066 747	370
761 066 748	370
761 066 749	370
761 066 750	395
761 066 751	393
761 066 752	395
761 066 756	394
761 066 757	394
761 066 758	394
761 066 759	394
761 066 760	394
761 066 761	394
761 066 762	394
761 066 795	397
761 066 796	399
761 066 797	399
761 066 799	399
761 066 800	397
761 066 801	393
761 066 802	395
761 066 804	393
761 066 836	397
761 066 843	398
761 066 844	398
761 066 845	398
761 066 846	398
761 066 877	393
761 066 881	394
761 066 882	394
761 066 883	394
761 066 894	392
761 066 895	393
761 066 896	330
761 066 897	331
761 066 898	331
761 066 899	332
761 066 900	367
761 066 901	367
761 066 902	367
761 066 903	367
761 066 904	367
761 066 905	367
761 066 906	367
761 066 907	368
761 066 908	368
761 066 909	368
761 066 910	368
761 066 911	368
761 066 912	368

Code	Page
761 066 913	368
761 066 914	368
761 066 915	368
761 066 916	368
761 066 917	368
761 066 918	368
761 066 919	368
761 066 920	368
761 066 921	368
761 066 922	368
761 066 923	368
761 066 924	368
761 066 925	368
761 066 926	368
761 066 938	370
761 066 940	373
761 066 941	373
761 066 942	373
761 066 943	373
761 066 944	373
761 066 945	373
761 066 946	333
761 066 947	333
761 066 948	333
761 066 949	333
761 066 950	333
761 066 951	333
761 066 971	343
761 066 972	343
761 066 973	343
761 066 974	343
761 066 980	343
761 068 000	371
761 068 003	371
761 068 004	371
761 068 005	371
761 068 006	371
761 068 007	371
761 068 008	371
761 068 009	371
761 068 010	371
761 068 011	371
761 068 012	371
761 068 013	371
761 068 014	371
761 068 015	371
761 068 016	371
761 068 017	371
761 068 018	372
761 068 019	372
761 068 020	372
761 068 021	372
761 068 022	372
761 068 023	372
761 068 024	372
761 068 025	372
761 068 026	372
761 068 027	394
761 068 028	394
761 068 029	394
761 068 030	394
761 068 031	394

Code	Page
761 068 032	394
761 068 033	394
761 068 034	394
761 068 035	394
761 068 036	394
761 068 037	394
761 068 038	394
761 068 039	395
761 068 040	395
761 068 046	372
761 068 047	372
761 068 048	372
761 068 049	368
761 068 050	368
761 068 051	368
761 068 052	371
761 068 053	371
761 068 066	369
761 068 067	369
761 068 068	369
761 069 001	392
761 069 006	391
761 069 008	392
761 069 011	391
761 069 012	390
761 069 013	391
761 069 015	390
761 069 016	391
761 069 020	390
761 069 021	390
761 069 200	352
761 069 201	352
761 069 202	352
761 069 203	352
761 069 204	352
761 069 205	352
761 069 206	352
761 069 207	353
761 069 208	353
761 069 209	353
761 069 210	353
761 069 211	353
761 069 212	353
761 069 213	353
761 069 214	352
761 069 215	352
761 069 216	352
761 069 217	352
761 069 218	352
761 069 219	352
761 069 220	352
761 069 221	352
761 069 222	352
761 069 223	352
761 069 227	354
761 069 228	354
761 069 229	354
761 069 230	354
761 069 231	354
761 069 232	354
761 069 233	354
761 069 234	354

Code	Page
761 069 235	354
761 069 236	354
761 069 237	354
761 069 238	354
761 069 239	354
761 069 240	354
761 069 241	354
761 069 242	354
761 069 243	354
761 069 244	354
761 069 245	354
761 069 246	354
761 069 249	355
761 069 250	355
761 069 251	355
761 069 252	355
761 069 253	355
761 069 254	355
761 069 255	355
761 069 256	355
761 069 257	355
761 069 258	355
761 069 259	355
761 069 260	355
761 069 261	355
761 069 262	355
761 069 263	355
761 069 264	355
761 069 265	352
761 069 266	352
761 069 267	352
761 069 270	355
761 069 271	355
761 069 272	355
761 069 273	355
761 069 274	355
761 069 275	355
761 069 276	355
761 069 277	356
761 069 278	356
761 069 279	356
761 069 280	356
761 069 281	356
761 069 282	356
761 069 283	356
761 069 284	356
761 069 285	356
761 069 286	356
761 069 287	356
761 069 288	356
761 069 289	356
761 069 290	356
761 069 291	356
761 069 306	360
761 069 307	360
761 069 308	360
761 069 309	361
761 069 310	361
761 069 311	361
761 069 312	361
761 069 313	361
761 069 314	361

Index

Code	Page
761 069 315	361
761 069 321	361
761 069 322	361
761 069 323	361
761 069 324	361
761 069 325	361
761 069 326	361
761 069 327	361
761 069 328	361
761 069 329	361
761 069 434	354
761 069 435	354
761 069 436	354
761 069 437	354
761 069 438	354
761 069 439	354
761 069 440	354
761 069 447	353
761 069 448	353
761 069 449	353
761 069 450	353
761 069 451	353
761 069 452	353
761 069 453	353
761 069 454	364
761 069 455	364
761 069 456	364
761 069 457	356
761 069 458	356
761 069 459	356
761 069 460	356
761 069 461	356
761 069 462	356
761 069 463	356
761 069 464	356
761 069 465	356
761 069 490	357
761 069 491	357
761 069 492	357
761 069 493	357
761 069 494	357
761 069 495	357
761 069 496	357
761 069 497	357
761 069 498	357
761 069 499	357
761 069 500	364
761 069 501	364
761 069 502	364
761 069 503	364
761 069 504	364
761 069 505	364
761 069 506	364
761 069 507	364
761 069 508	364
761 069 509	364
761 069 510	364
761 069 511	364
761 069 512	364
761 069 513	364
761 069 514	364
761 069 515	364

Code	Page
761 069 516	364
761 069 517	364
761 069 518	362
761 069 519	362
761 069 520	362
761 069 521	362
761 069 522	362
761 069 523	362
761 069 524	362
761 069 525	362
761 069 526	362
761 069 527	362
761 069 528	362
761 069 529	362
761 069 530	362
761 069 531	362
761 069 532	362
761 069 533	362
761 069 534	362
761 069 535	362
761 069 555	353
761 069 556	353
761 069 557	353
761 069 589	358
761 069 590	358
761 069 591	358
761 069 592	358
761 069 599	359
761 069 600	359
761 069 601	359
761 069 602	399
761 069 604	362
761 069 605	362
761 069 606	362
761 069 607	362
761 069 608	362
761 069 609	362
761 069 610	362
761 069 611	362
761 069 612	362
761 069 613	362
761 069 614	362
761 069 615	362
761 069 619	362
761 069 620	362
761 069 621	362
761 069 622	395
761 069 623	356
761 069 624	356
761 069 625	356
761 069 626	356
761 069 627	335
761 069 628	335
761 069 629	335
761 069 630	335
761 069 631	335
761 069 632	335
761 069 647	327
761 069 648	327
761 069 649	327
761 069 650	327
761 069 651	327

Code	Page
761 069 652	327
761 069 653	327
761 069 654	327
761 069 655	327
761 069 656	327
761 069 657	327
761 069 658	327
761 069 659	328
761 069 660	328
761 069 661	328
761 069 662	359
761 069 665	360
761 069 666	336
761 069 667	336
761 069 668	336
761 069 669	336
761 069 670	336
761 069 671	336
761 069 672	336
761 069 673	336
761 069 674	336
761 069 675	336
761 069 676	336
761 069 677	336
761 069 678	336
761 069 679	336
761 069 680	336
761 069 681	336
761 069 682	336
761 069 683	336
761 069 684	338
761 069 685	338
761 069 686	338
761 069 687	338
761 069 688	338
761 069 689	338
761 069 690	338
761 069 691	338
761 069 692	338
761 069 693	338
761 069 694	338
761 069 695	338
761 069 696	338
761 069 697	338
761 069 698	338
761 069 699	338
761 069 700	338
761 069 701	338
761 069 702	337
761 069 703	337
761 069 704	337
761 069 705	337
761 069 706	337
761 069 707	337
761 069 708	337
761 069 709	337
761 069 710	337
761 069 711	337
761 069 712	337
761 069 713	337
761 069 714	337
761 069 715	337

Code	Page
761 069 716	337
761 069 717	337
761 069 718	337
761 069 719	337
761 069 720	338
761 069 721	338
761 069 722	338
761 069 723	338
761 069 724	338
761 069 725	338
761 069 726	338
761 069 727	338
761 069 728	338
761 069 729	338
761 069 730	338
761 069 731	338
761 069 732	338
761 069 733	338
761 069 734	339
761 069 735	339
761 069 736	339
761 069 737	339
761 069 738	355
761 069 739	355
761 069 740	363
761 069 741	363
761 069 742	363
761 069 743	363
761 069 744	363
761 069 745	363
761 069 746	363
761 069 747	363
761 069 748	363
761 069 749	363
761 069 750	363
761 069 751	363
761 069 752	363
761 069 753	363
761 069 754	363
761 069 755	363
761 069 756	363
761 069 757	363
761 069 758	372
761 069 759	372
761 069 760	372
761 069 761	372
761 069 762	372
761 069 763	372
761 069 764	372
761 069 765	372
761 069 774	357
761 069 775	357
761 069 776	357
761 069 784	357
761 069 785	357
761 069 786	357
761 070 036	342
761 070 037	342
761 070 038	342
761 070 263	358
761 070 264	358
761 070 304	329

Index

Code	Page
761 070 305	329
761 070 306	329
761 070 307	329
761 070 308	329
761 070 309	329
761 070 310	329
761 070 311	329
761 070 312	329
761 070 313	329
761 070 314	329
761 070 315	329
761 070 316	330
761 070 317	330
761 070 318	330
761 070 319	396
761 070 320	396
761 070 321	397
761 070 322	396
761 070 323	396
761 070 324	397
761 070 325	399
761 070 337	365
761 070 338	365
761 070 343	365
762 101 000	408
762 101 001	408
762 101 003	409
762 101 004	409
762 101 005	410
762 101 006	410
762 101 007	410
762 101 008	410
762 101 011	411
762 101 012	411
762 101 013	411
762 101 014	408
762 101 017	418
762 101 024	410
762 101 027	418
762 101 030	415
762 101 031	415
762 101 032	410
762 101 033	432
762 101 034	415
762 101 035	415
762 101 036	431
762 101 037	431
762 101 042	418
762 101 043	410
762 101 044	421
762 101 046	420
762 101 047	430
762 101 048	435
762 101 049	435
762 101 053	435
762 101 064	439
762 101 065	439
762 101 066	439
762 101 068	440
762 101 076	410
762 101 078	410
762 101 082	410

Code	Page
762 101 086	411
762 101 090	411
762 101 104	411
762 101 108	441
762 101 112	442
762 101 113	442
762 101 114	442
762 101 115	442
762 101 116	441
762 101 117	441
762 101 118	441
762 101 120	441
762 101 122	441
762 101 125	441
762 101 126	411
762 101 127	411
762 101 128	411
762 101 130	408
762 101 131	408
762 101 132	441
762 101 133	441
762 101 150	414
762 101 151	414
762 101 152	414
762 101 153	414
762 101 154	414
762 101 155	414
762 101 160	412
762 101 161	412
762 101 162	412
762 101 163	412
762 101 175	421
762 101 177	421
762 101 179	420
762 101 180	420
762 101 181	418
762 101 183	419
762 101 185	419
762 101 187	419
762 101 190	424
762 101 191	424
762 101 192	424
762 101 193	424
762 101 194	409
762 101 195	409
762 101 201	411
762 101 202	420
762 101 203	420
762 101 204	419
762 101 205	419
762 101 207	426
762 101 208	426
762 101 209	435
762 101 212	436
762 101 213	436
762 101 227	416
762 101 228	416
762 101 229	417
762 101 233	419
762 101 234	324
762 101 235	324, 413
762 101 236	324

Code	Page
762 101 237	324
762 101 238	421
762 101 240	431
762 101 241	431
762 101 243	424
762 101 244	424
762 101 245	424
762 101 246	424
762 101 247	424
762 101 248	424
762 101 253	382
762 101 254	382
762 101 255	382
762 101 256	382
762 101 257	382
762 101 260	429
762 101 261	430
762 101 262	425
762 101 263	426
762 101 264	425
762 101 265	421
762 101 266	421
762 101 267	422
762 101 268	422
762 101 269	430
762 101 270	422
762 101 271	422
762 101 272	422
762 101 273	423
762 101 274	429
762 101 275	430
762 101 276	423
762 101 277	421
762 101 278	421
762 101 279	422
762 101 280	422
762 101 281	423
762 101 282	423
762 101 283	423
762 101 284	423
762 101 285	422
762 101 286	422
762 101 287	423
762 101 289	422
762 101 290	423
762 101 291	435
762 101 292	423
762 101 293	423
762 101 294	435
762 101 295	435
762 101 296	435
762 101 300	409
762 101 301	409
762 101 303	427
762 101 304	427
762 101 305	428
762 101 306	409
762 101 307	409
762 101 314	408
762 101 317	408
762 101 321	429
762 101 322	423

Code	Page
762 101 323	424
762 101 324	424
762 101 325	424
762 101 327	424
762 101 345	427
762 101 346	421
762 101 347	424
762 101 349	418
762 101 350	425
762 101 351	442
762 101 352	442
762 101 353	442
762 101 354	442
762 101 357	430
762 101 358	442
762 101 359	415
762 101 360	415
762 101 361	442
762 101 362	443
762 101 363	442
762 101 364	429
762 101 365	408
762 101 366	408
762 101 367	408
762 101 368	408
766 066 975	343
766 066 976	343
768 291 006	385, 436
799 298 024	397
8101.010	11
8102.010	11
8103.010	12
8104.010	12
8106.040	12
8106.080	12
8107.080	12
8107.081	12
8107.082	12
8107.083	12
8107.084	12
8108.080	13
8109.080	13
8121.000	155
8127.000	155
8130.000	156
8130.002	156
8130.004	156
8130.080	157
8130.090	146
8130.110	157
8130.112	157
8130.114	157
8130.150	157
8130.152	157
8135.015	154
8135.018	154
8135.022	154
8135.028	155
8135.035	155
8135.042	155
8135.054	155
8137.015	155

Index

Code	Page
8137.018	155
8137.022	155
8137.028	155
8137.035	155
8137.042	155
8137.054	155
8140.000	158
8171.100	39
8171.200	39
8171.300	41
8200.160	33
8200.640	33
8201.160	146
8201.240	146
8201.320	146
8201.400	146
8201.402	146
8201.480	146
8201.560	146
8201.640	146
8201.720	146
8202.010	158
8203.010	158
8204.240	59
8204.320	59
8204.400	59
8204.480	59
8204.560	59
8204.640	59
8208.240	151
8208.320	151
8209.018	59
8209.022	59
8209.028	59
8209.035	59
8209.042	59
8209.054	59
8209.122	59
8210.240	51
8210.241	52
8210.320	51
8210.321	52
8210.400	51
8218.240	144
8218.241	144
8218.320	144
8222.240	52
8222.241	52
8222.320	52
8222.321	52
8225.240	4
8225.320	4
8225.400	4
8228.320	25
8230.025	146
8230.032	146
8230.040	146
8230.050	146
8230.065	146
8230.080	146
8231.065	147
8232.065	147

Code	Page
8250.160	143
8250.240	143
8260.160	143
8260.240	143
8270.164	147
8270.165	147
8270.240	147
8270.241	147
8275.100	148
8275.120	148
8275.144	148
8283.230	59
8283.240	60
8283.310	59
8283.320	60
8284.000	60
8299.240	13
8299.320	13
8299.400	13
8299.480	13
8299.560	13
8299.640	13
8299.720	13
8300.160	60
8308.240	145
8308.241	145
8310.240	60
8320.240	61
8325.240	64
8325.320	27, 64
8325.560	64
8325.640	64
8331.240	61
8331.320	61
8331.322	61
8331.400	61
8331.405	161
8331.480	61
8331.485	161
8331.560	61
8331.565	161
8331.640	61
8331.645	161
8331.720	61
8333.240	148
8333.320	148
8333.322	148
8333.400	148
8333.402	148
8333.480	148
8333.482	148
8333.560	148
8333.640	148
8333.720	148
8333.800	148
8334.020	151
8334.025	151
8334.032	151
8334.040	151
8334.050	151
8335.026	302
8335.032	302

Code	Page
8335.040	302
8337.240	61
8337.320	61
8339.240	152
8339.320	152
8341.240	62
8347.240	145
8348.001	62
8348.080	62
8349.080	62
8350.015	148
8350.018	148
8350.022	148
8350.028	149
8350.035	149
8350.042	149
8350.054	149
8351.015	149
8351.018	149
8351.022	149
8351.028	149
8351.035	149
8351.042	149
8351.054	149
8351.122	149
8355.015	149
8355.018	149
8356.015	150
8356.018	150
8356.022	150
8356.028	150
8356.035	150
8356.042	150
8356.054	150
8356.122	150
8360.015	150
8360.020	150
8360.025	150
8360.032	150
8360.040	150
8360.050	150
8500.050	98
8500.055	98
8500.060	98
8500.070	98
8500.080	98
8500.090	98
8500.100	98
8500.120	98
8500.160	135, 139
8500.162	135
8500.170	135
8500.172	135
8501.100	98
8501.101	98
8501.102	98
8501.103	98
8501.200	99
8501.201	99
8501.202	99
8501.203	99
8501.300	99

Code	Page
8501.301	99
8501.302	99
8501.303	99
8501.400	99
8501.401	99
8501.402	99
8501.403	99
8510.005	135
8510.006	135
8510.105	135
8510.106	135
8510.107	135
8510.108	135
8700.240	134
8700.241	134
8700.322	134
8700.324	134
8700.325	134
8700.326	134
8700.402	134
8700.404	134
8700.406	134
8702.240	134
8702.241	134
8702.322	134
8702.324	134
8702.326	134
8702.402	134
8702.404	134
8702.406	134
8702.481	134
8702.482	134
8702.483	134
8720.083	152
8720.162	152
8720.163	152
8720.242	152
8720.243	152
8720.322	152
8720.323	152
8720.403	152
8721.160	152
8721.240	152
8721.320	152
8721.400	152
8722.080	153
8722.160	153
8722.240	153
8722.320	153
8722.400	153
8723.080	153
8723.160	153
8723.240	153
8723.320	153
8730.215	153
8730.220	153
8730.225	153
8730.230	153
8740.040	4
8740.050	4
9600.010	504
9603.040	496

Index

Code	Page
9603.050	500
9604.040	496
9605.040	497
9605.050	501
9607.040	498
9607.050	501
9608.040	499
9610.050	502
9611.050	499
9614.050	500
9615.050	502
9620.065	503
9625.065	503
9655.040	497
9665.040	498
9695.480	504
9695.560	504
9699.001	504
9699.003	504
9699.004	504
9699.005	505
9699.006	504
9699.007	505
9699.008	505
9699.011	505
9699.014	505
9699.055	505
9699.065	505
9800.002	486
9800.003	486
9800.004	486
9800.005	487
9811.012	488
9811.060	488
9812.032	488
9812.040	488
9812.050	488
9813.130	489
9815.032	489
9815.040	489
9815.050	489
9815.065	489
9815.080	489
9815.100	489
9815.125	489
9815.150	489
9815.200	489
9816.001	490
9816.032	491
9816.040	491
9816.050	491
9818.010	490
9818.015	491
9818.020	491
9900.000	472
9900.001	472
9900.002	481
9901.000	472
9901.001	472
9902.000	475
9910.015	473
9910.020	473

Code	Page
9910.025	473
9919.010	481
9919.020	481
9920.015	473
9920.020	473
9929.015	482
9929.020	482
9940.001	476, 482
9940.005	476, 482
9940.010	476, 482
9940.020	476, 482
9940.050	476, 482
9941.000	476, 482
9942.000	476
9943.005	477
9944.005	477
9945.005	477
9950.020	474
9951.015	474
9951.020	474
9952.000	474
9953.000	475
9970.000	480
9980.000	478
9980.001	478
9981.000	479
9981.001	478
9982.001	479
9982.002	479
9982.003	479
9982.004	479
E600.016	448
E600.020	448
E600.026	448
E600.032	448
E602.016	451
E602.020	451
E604.016	448
E604.020	448
E604.026	448
E604.032	448
E606.016	448
E606.020	448
E606.026	448
E606.116	449
E606.120	449
E606.126	449
E606.132	449
E608.016	449
E608.020	449
E608.026	449
E608.116	450
E608.120	450
E608.126	450
E608.216	451
E608.220	451
E608.226	451
E608.316	450
E608.320	450
E608.326	450
E608.332	450
E608.416	450

Code	Page
E608.420	450
E608.426	450
E608.432	450
E610.135	461
E610.235	461
E615.135	455
E615.235	455
E616.150	456
E616.170	456
E625.140	456
E626.140	456
E640.216	461
E640.220	461
E640.316	462
E640.320	462
E645.216	457
E645.220	457
E645.316	457
E645.320	457
E650.016	453
E650.020	453
E650.026	453
E650.032	453
E652.110	454
E652.112	454
E652.214	454
E652.218	454
E652.220	454
E652.324	454
E652.330	454
E659.110	459
E659.210	459
E659.220	459
E659.221	460
E659.250	459
E659.290	459
E659.310	459
E659.330	459
E664.016	464
E664.018	464
E664.020	464
E664.022	464
E670.016	453
E670.020	453
E670.026	453
E670.032	453
E671.110	463
E671.210	463
E671.220	463
E671.250	463
E671.310	463
E672.110	463
E672.210	463
E672.220	463
E672.250	463
E672.310	463
E676.110	459
E676.210	459
E676.220	459
E676.250	459
E676.310	459
E677.110	458

Code	Page
E677.210	458
E677.220	458
E677.250	458
E677.310	458
E690.016	453
E690.020	453
E690.026	453
E690.032	453
E692.016	454
E692.020	454
E692.026	454
E692.032	454
E695.016	454
E695.020	454
E695.026	454
E695.032	454
E705.100	457
E705.102	457
E705.110	457
E705.111	459
E705.112	457
E705.122	457
E705.124	457
E705.134	457
E705.136	457
E707.016	455
E710.110	462
E710.150	462
E710.210	462
E710.220	462
E710.250	462
E710.260	462
E710.310	462
E712.110	463
E712.150	463
E712.210	463
E712.220	463
E712.250	463
E712.260	463
E712.310	463
E715.110	458
E715.150	458
E715.210	458
E715.220	458
E715.250	458
E715.260	458
E715.310	458
E716.100	460
E716.101	460
E716.104	460
E716.105	460
E716.106	460
E716.116	460
E716.120	460
E716.126	460
E716.132	460
E716.220	461
E716.226	461
E716.232	461
E717.110	458
E717.150	458
E717.210	458

Index

Code	Page
E717.220	458
E717.250	458
E717.260	458
E717.310	458
E718.116	467
E718.120	467
E730.100	462
E730.102	462
E730.104	462
E730.108	462
E730.110	462
E730.200	455
E735.100	457
E735.102	457
E735.104	457
E735.108	457
E735.110	457
E808.000	465
E808.050	465
E809.000	465
E809.116	465
E809.120	465
E809.125	465
E809.126	465
E809.132	465
E828.001	466

GF Piping Systems

Worldwide at home

Our sales companies and representatives
ensure local customer support in over 100 countries.

www.gfps.com

Argentina / Southern South America
Georg Fischer Central Plastics Sudamérica S.R.L.
Buenos Aires / Argentina
Phone +54 11 4512 02 90
Fax +54 11 4512 02 93
gfcentral.ps.ar@georgfischer.com
www.gfps.com/ar

Australia
George Fischer Pty Ltd
Riverwood NSW 2210
Phone +61 (0) 2 9502 8000
Fax +61 (0) 2 9502 8090
australia.ps@georgfischer.com
www.gfps.com/au

Austria
Georg Fischer Rohrleitungssysteme GmbH
3130 Herzogenburg
Phone +43 (0) 2782 856 43 0
Fax +43 (0) 2782 856 64
austria.ps@georgfischer.com
www.gfps.com/at

Belgium / Luxembourg
Georg Fischer NV/SA
1600 Sint-Pieters-Leeuw / Belgium
Phone +32 (0) 2 556 40 20
Fax +32 (0) 2 524 34 26
be.ps@georgfischer.com
www.gfps.com/be

Brazil
Georg Fischer Sist. de Tub. Ltda.
04571-020 São Paulo/SP
Phone +55 (0) 11 5525 1311
br.ps@georgfischer.com
www.gfps.com/br

Canada
Georg Fischer Piping Systems Ltd
Mississauga, ON L5T 2B2
Phone +1 (905) 670 8005
Fax +1 (905) 670 8513
ca.ps@georgfischer.com
www.gfps.com/ca

China
Georg Fischer Piping Systems Ltd
201319 Shanghai
Phone +86 21 3899 3899
Fax +86 21 3899 3888
china.ps@georgfischer.com
www.gfps.com/cn

Denmark / Iceland
Georg Fischer A/S
2630 Taastrup / Denmark
Phone +45 (0) 7022 1975
Fax +45 (0) 7022 1976
info.dk.ps@georgfischer.com
www.gfps.com/dk

Finland
Georg Fischer AB
01510 Vantaa
Phone +358 (0) 9 586 58 25
Fax +358 (0) 9 586 58 29
info.fi.ps@georgfischer.com
www.gfps.com/fi

France
Georg Fischer SAS
95932 Roissy Charles de Gaulle Cedex
Phone +33 (0) 1 41 84 68 84
Fax. +33 (0) 1 41 84 68 85
fr.ps@georgfischer.com
www.gfps.com/fr

Germany
Georg Fischer GmbH
73095 Albershausen
Phone +49 (0) 7161 302 0
Fax +49 (0) 7161 302 25 9
info.de.ps@georgfischer.com
www.gfps.com/de

India
Georg Fischer Piping Systems Pvt. Ltd.
400 076 Powai, Mumbai
Phone +91 22 4007 2000
Fax +91 22 4007 2020
branchoffice@georgfischer.com
www.gfps.com/in

Indonesia
PT Georg Fischer Indonesia
Karawang 41371, Jawa Barat
Phone +62 267 432 044
Fax +62 267 431 857
indonesia.ps@georgfischer.com
www.gfps.com/id

Italy
Georg Fischer S.p.A.
20864 Agrate Brianza (MB)
Phone +39 02 921 86 1
Fax +39 02 921 86 24 7
it.ps@georgfischer.com
www.gfps.com/it

Japan
Georg Fischer Ltd
530-0003 Osaka
Phone +81 (0) 6 6341 2451
jp.ps@georgfischer.com
www.gfps.com/jp

Korea
Georg Fischer Piping Systems
463-824 Seoul
Phone +82 31 8017 1450 3
Fax +82 31 8017 1454
kor.ps@georgfischer.com
www.gfps.com/kr

Malaysia
George Fischer (M) Sdn. Bhd.
41200 Klang, Selangor Darul Ehsan
Phone +60 (0) 3 3122 5585
Fax +60 (0) 3 3122 5575
my.ps@georgfischer.com
www.gfps.com/my

Mexico / Northern Latin America
Georg Fischer S.A. de C.V.
CP 66636 Apodaca, Nuevo Leon / Mexico
Phone +52 (81) 1340 8586
Fax +52 (81) 1522 8906
mx.ps@georgfischer.com
www.gfps.com/mx

Middle East
Georg Fischer Piping Systems (Switzerland) Ltd
Dubai / United Arab Emirates
Phone +971 4 289 49 60
Fax +971 4 289 49 57
gss.ps@georgfischer.com
www.gfps.com/int

Netherlands
Georg Fischer N.V.
8161 PA Epe
Phone +31 (0) 578 678 222
Fax +31 (0) 578 621 768
nl.ps@georgfischer.com
www.gfps.com/nl

New Zealand
Georg Fischer Ltd
5140 Upper Hutt
Phone +64 (0) 4 527 9813
Fax +64 (0) 4 527 9834
nz.ps@georgfischer.com
www.gfps.com/nz

Norway
Georg Fischer AS
1351 Rud
Phone +47 67 18 29 00
Fax +47 67 13 92 92
no.ps@georgfischer.com
www.gfps.com/no

Philippines
George Fischer Pte. Ltd.
Philippines Representative Office
1500 San Juan City
Phone +632 571 2365
Fax +632 571 2368
sgp.ps@georgfischer.com
www.gfps.com/sg

Poland
Georg Fischer Sp. z o.o.
05 090 Sekocin Nowy
Phone +48 (0) 22 3131 050
Fax +48 (0) 22 3131 060
poland.ps@georgfischer.com
www.gfps.com/pl

Romania
Georg Fischer Rohrleitungssysteme (Elvetia)
S.A. SUCURSALA BUCURESTI
020257 Bucuresti
Phone +40 311 040 492
Fax +40 212 317 479
ro.ps@georgfischer.com
www.gfps.com/int

Russia
Georg Fischer Piping Systems (Switzerland) Ltd
Moscow Representative Office
125040 Moscow
Phone +7 495 748 11 44
ru.ps@georgfischer.com
www.gfps.com/ru

Singapore
George Fischer Pte Ltd
528 872 Singapore
Phone +65 6747 0611
Fax +65 6747 05 77
sgp.ps@georgfischer.com
www.gfps.com/sg

Spain / Portugal
Georg Fischer S.A.
28046 Madrid / Spain
Phone +34 (0) 91 781 98 90
Fax +34 (0) 91 426 08 23
es.ps@georgfischer.com
www.gfps.com/es

Sweden
Georg Fischer AB
11743 Stockholm
Phone +46 (0) 8 506 77 50 0
Fax +46 (0) 8 749 23 70
info.se.ps@georgfischer.com
www.gfps.com/se

Switzerland
Georg Fischer Rohrleitungssysteme (Schweiz) AG
8201 Schaffhausen
Phone +41 (0)52 631 3026
Fax +41 (0)52 631 2800
ch.ps@georgfischer.com
www.gfps.com/ch

Taiwan
Georg Fischer Co. Ltd.
24158 New Taipei City
Phone +886 2 8512 2822
Fax +886 2 8512 2823
tw@georgfischer.com
www.gfps.com/tw

Turkey
Georg Fischer Hakan Plastik
Boru ve Profil San. Tic. A.S.
59500 Cerkezkoy / Tekirdag
Phone +90 282 726 64 43
Fax +90 282 726 94 67
hpsales@hakan.com.tr
www.hakan.com.tr

United Kingdom / Ireland
George Fischer Sales Ltd
CV2 2ST Coventry / United Kingdom
Phone +44 (0) 2476 535 535
Fax +44 (0) 2476 530 450
uk.ps@georgfischer.com
www.gfps.com/uk

USA / Caribbean
Georg Fischer LLC
92618 Irvine, CA / USA
Phone +1 714 731 88 00
Fax +1 714 731 62 01
Toll Free 800/854 40 90
us.ps@georgfischer.com
www.gfps.com/us

Vietnam
George Fischer Pte Ltd
Representative Office
Ho Chi Minh City
Phone + 84 28 3948 4000
Fax + 84 28 3948 4010
sgp.ps@georgfischer.com
www.gfps.com/vn

International
Georg Fischer Piping Systems (Switzerland) Ltd
8201 Schaffhausen / Switzerland
Phone +41 (0) 52 631 3003
Fax +41 (0) 52 631 2893
info.export@georgfischer.com
www.gfps.com/int

The technical data are not binding. They neither constitute expressly warranted characteristics nor guaranteed properties nor a guaranteed durability. They are subject to modification. Our General Terms of Sale apply.

.3 / 02.21 / DH
© Georg Fischer JRG AG
Hauptstrasse 130
CH-4450 Sissach/Switzerland
Telefon +41 (0) 61 975 22 22
info.jrg.ps@georgfischer.com
Printed in Switzerland